

GRID CEILING
MOUNTING SOLUTION

DR DIMMING RELAY
OPTION AVAILABLE

IR IN RUSH
CAPABILITY

QUALIFIED TO
NEMA 410
STANDARDS



MODEL NO: _____

TYPE: _____

PROJECT: _____

COMMENTS: _____

LOAD CAPABILITY

125 Watts

FIXTURE TYPES

- LED
- Fluorescent
- Incandescent

DESCRIPTION

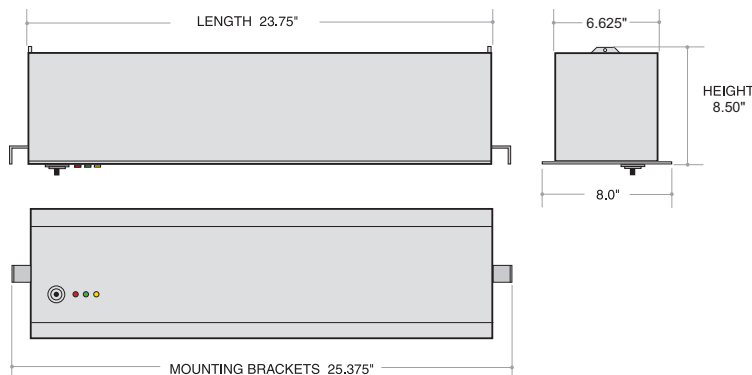
The IOTA **IIS 125 CG** is a UL Listed stand-alone modified sine wave output inverter designed to provide power to designated emergency lighting fixtures. In a power loss situation, the IOTA **IIS 125 CG** will supply **125W** of power from the onboard battery supply. The IOTA **IIS 125 CG** works in conjunction with incandescent, LED, and fluorescent lamp and fixture types and will automatically run switched, normally-on, or normally-off designated emergency fixtures. The **IIS 125 CG** is ideal for applications requiring an emergency source for lighting arrangements that utilize multiple lamp and fixture types. The IOTA **IIS 125 CG** features increased inrush capability to prevent shutdown caused by inrush currents, allowing operation of loads at the full rated output of the unit with no need for circuit de-rating. The **IIS 125 CG** is designed for installation in the ceiling grid and comes with a three-year warranty and seven-year pro-rata battery warranty. The **IIS 125 CG** is not for use in air supply/air return ceilings.

SPECIFICATIONS

Input Voltage	(Dual) 120/277V, 60Hz
Input Rating (bulk)	150 Watts
Output Voltage	(Dual) 120/277V, 60Hz
Output Power	125 Watts (@ .9 leading to .9 lagging PF)
Lamps Operated	LED, Fluorescent, Incandescent
Transfer Time	less than 50 milliseconds
Emergency Operation	90 minutes
Voltage Regulation (emergency)	+/- 10%
Frequency Regulation (emergency)	+/- 3%
Load Power Factor Range9 leading to .9 lagging
Operating Temp	20° to 30° C
Battery	Valve Regulated Lead Acid (VRLA)
Weight	42.5 lbs.
Approval	UL 924 Listed



DIMENSIONS



Product Advantages

Operates loads to its fully-rated capacity. Inrush capability eliminates need for circuit de-rating.

FEATURES

- Emergency lighting supplied from one convenient source
- Operates LED, incandescent, and fluorescent fixtures including fixtures with dimmable fluorescent ballasts
- Grid ceiling mounting design
- Includes momentary contact test switch, yellow ready indicator, green inverter-on indicator, and red charging indicator
- Dual voltage 120/277 60Hz
- Replaceable output fuse protection
- High efficiency modified sine wave inverter
- Variable-rate, temperature-compensated charger
- Valve Regulated Lead Acid (VRLA) battery provides long life and is maintenance free
- Line voltage allows for remote mounting of emergency fixtures at distances up to 1000 feet
- Low Battery Voltage Disconnect and Line Latch Protection
- Allows for emergency operation of switched or unswitched fixtures
- Dimming Relay option for dimming control applications
- Meets or exceeds all National Electrical Code and Life Safety Code Emergency Lighting Requirements
- Durable 18-gauge steel housing design with white semi-gloss powder-coat paint finish
- 3/7 Pro-Rata Warranty

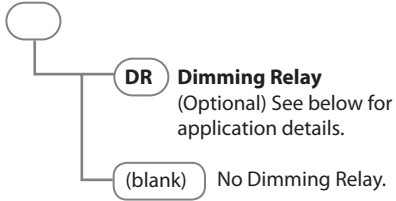


IIS 125 CG

125W CEILING GRID UNIT INVERTER SYSTEM

ORDERING GUIDE

IIS 125 CG



COMPONENTS

- High-efficiency modified sine wave inverter
- Variable-rate, temperature-compensated charger
- 12V maintenance-free Valve Regulated Lead Acid (VRLA) battery

CONSTRUCTION

- 18-gauge steel housing

IIS 125 CG SAMPLE SPECIFICATION

Emergency lighting shall be provided by inverter unit equipment designed to operate designated incandescent, fluorescent and LED fixtures on emergency power at their full nominal lumen rating during the full 90-minute emergency discharge cycle. System output will be rated at 125 watts for 90 minutes and provide fused output connections to the load. The system's voltage rating shall be field selectable 120 or 277 VAC input/output.

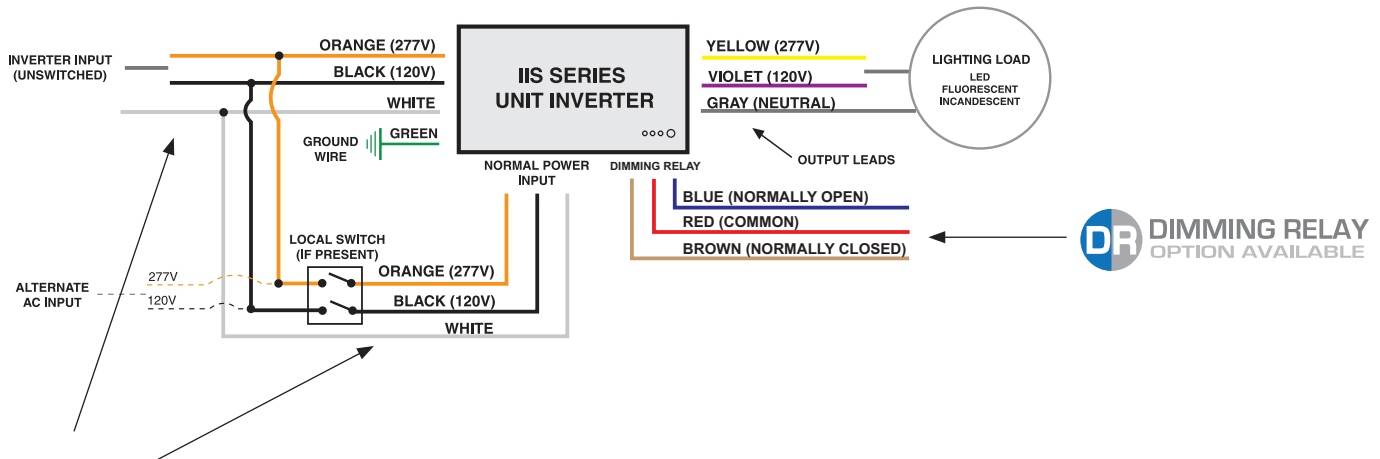
The inverter unit shall allow for connected emergency fixture(s) to be normally on, normally off, switched or dimmed without affecting lamp operation during a power failure. Upon utility power loss, the inverter unit shall operate the connected load at 100% of its rated output to the designated emergency fixtures regardless of the local switch position, and will provide power to the emergency fixtures at distances of up to 1000 feet.

The housing shall be designed for ceiling grid installation requirements excluding air supply/air return ceiling applications, and shall be manufactured using 18-gauge steel with a white hammer semi-gloss scratch-resistant baked-on powder coat paint finish.

The unit's electronics shall include a self-contained inverter section with a fully automatic, thermal-compensating variable-rate battery charger, AC lockout feature, low battery voltage disconnect, DC overload, short circuit and brownout protection as standard. The unit shall utilize a sealed lead calcium battery with a 10-year design life. The inverter system shall be UL 924 Listed and labeled. The unit shall be covered under a 3-year warranty on the electronics and battery and a 7-year pro-rata warranty on the battery. It shall meet or exceed the requirements of UL 924, NFPA 101 Life Safety Code, NFPA 70 National Electrical Code, OSHA and State and Local codes.

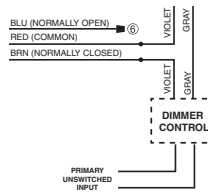
The inverter unit shall be IOTA model **IIS 125 CG**.

TYPICAL WIRING



Input Leads

The IIS Inverter utilizes two sets of input leads: one to provide unswitched power to the inverter system and a second to serve as a normal power input to the lighting load. Any switch for the designated emergency circuit will be present on the Normal Power Input leads. For Emergency Operation Only applications, the Normal Input leads are not needed and would remain disconnected and capped.



-DR Model Application 1 - Dimmer Bypass

The Dimming Relay contacts (on -DR models only) provide electrical continuity during normal power conditions allowing your dimming signal to operate the luminaire in the desired, dimmed state. When the inverter transfers into the emergency mode, the dimming relay contacts electrically open the 0-10 dimming reference signal forcing the luminaire to operate at full lumen output regardless of dimmer setting.

Warranty: 3-Year Limited Warranty

Complete warranty terms located at www.acuitybrands.com/CustomerResources/Terms_and_conditions.aspx