



Certified in CA TITLE 20
Appliance Efficiency Database -
Battery Charger



DESCRIPTION

The **ILB CP05 HE** from IOTA Engineering is a UL Listed LED emergency driver that allows the same LED fixture to be used for both normal and emergency operation. In the event of a power failure, the **ILB CP05 HE** switches to the emergency mode and operates the existing fixture for **90 minutes**. The unit contains a battery, charger, and converter circuit in a single enclosure and is available in different mounting configurations for individual fixture requirements. The **ILB CP05 HE** will operate an LED array load at **5 watts** with **constant power** at a rated output voltage of **10V-60V**. The Constant Power design of the **ILB CP05 HE** maintains the output wattage to the LED array, providing consistent illumination for the entire emergency runtime. The **ILB CP05 HE** features high-efficiency performance and is certified in the CA Title 20 Appliance Efficiency Database.

SPECIFICATIONS

Input Voltage	(Universal) 120-277VAC, 50/60Hz
Input Rating (120/277)	2.3 Watts (max)
Output Voltage ¹	10-60VDC Class 2 Compliant
Output Current	0.5A (@10VDC) - 0.08A (@60VDC)
Output Power	5 Watts (constant)
Max. AC Driver Output Current	3Adc
Power Factor	≥ 0.95 at 120VAC ²
Surge Protection	Meets ANSI/IEEE C62.41.2-2002
Emergency Operation	90 minutes
Operating Temp.....	0° to 55° C
THD	< 10% (@ full charge)
EMI.....	Complies to FCC commercial limits
Battery.....	High Temp Nickel-Cadmium 24 Hour Recharge 7-10 Year Life Expectancy
Weight (configuration).....	3.0 lbs. (A) 2.5 lbs. (B)
Certifications	cUL Listed for factory and field installation CA T20 Appliance Efficiency Database

¹Max. output voltage in emergency mode is 58.5 VDC with a + tolerance of 1.5 volts

²PF ≥ 0.7 at 277VAC



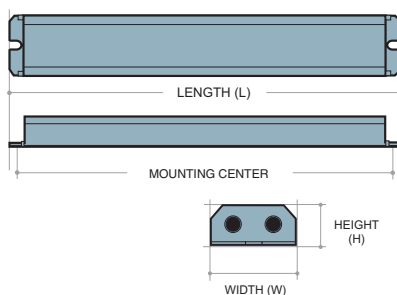
DIMENSIONS

“A” Configuration

(L) 14.95" x (W) 2.2" x (H) 1.375"
(mounting center 14.5")

“B” Configuration

(L) 13.88" x (W) 2.2" x (H) 1.2"
(mounting center 13.5")



MODEL NO: _____
 TYPE: _____
 PROJECT: _____
 COMMENTS: _____

LUMEN PERFORMANCE

Fixture Efficacy	Minute 1	Minute 45	Minute 90
100 lm/W	500	500	500
110 lm/W	550	550	550
120 lm/W	600	600	600
130 lm/W	650	650	650

PRODUCT ADVANTAGES

- **Certified for CA Title 20**
High Efficiency Performance meets CA Title 20 battery charger efficiency standards
- **Auto-Sensing Class 2 Output**
Auto-adjusting 10-60 VDC output range accommodates a full range of Class 2 forward voltage LED designs
- **Constant Power Performance**
Constant wattage delivery maintains illumination for the full emergency runtime with no degradation
- **Listed for Field or Factory Installation**
UL Listed for both field or factory installation in United States and Canada

FEATURES

- UL 924 Listed, UL Listed and Classified to FTBV
- UL 1310 Certified, Output Class 2 Compliant
- Two mounting configurations available
- Long life high temperature recyclable Ni-Cad battery
- Galvanized steel case
- Includes single-piece TBTS test switch and charge indicator accessory kit
- For use with switched or unswitched fixtures
- **5-Year Warranty.**
- Meets or exceeds all NEC, IBC, and Life Safety Code Emergency Lighting Requirements
- Rated for use in Plenum, Damp Location, Recessed Type IC, and Enclosed and Gasketed Luminaires
- RoHS Compliant



ILB CP05 HE

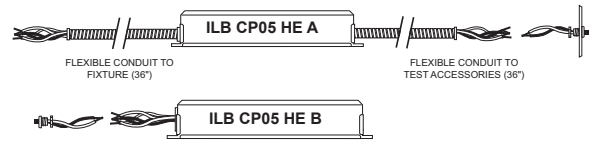
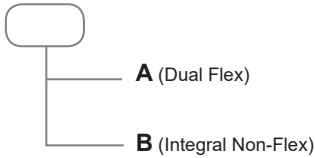
Constant Power High Efficiency Emergency LED Driver

ORDERING GUIDE



Understanding Your IOTA Driver Model:

ILB = IOTA Emergency LED Driver
CP** = Constant Power Performance at the rated wattage
HE = High Efficiency for CA Title 20



ILB CP05 HE Sample Specification

Supply and install IOTA [Insert 5W HE model number] Constant Power emergency LED driver system as indicated on the plans. The emergency driver shall be designed for [Select "Internal" or "External"] mounting to the luminaire including a self-contained, high-temperature, sealed, maintenance-free nickel cadmium battery rated for a 10-year service life. The unit shall be provided complete with an illuminated push to test switch. The emergency driver system shall be UL class 2 certified in accordance with UL 1310 and shall be UL listed for use in damp locations and in enclosed and gasketed fixtures with a temperature range of 0° to 55° C.

The AC input shall be a two-wire, universal voltage capable 120 thru 277 VAC, 50/60 Hz and be UL Listed to Category Control Number (CCN) FTBR, Emergency Lighting and Power Equipment, and FTBV, Emergency Light-Emitting-Diode Drivers for field installation. Maximum input power of the emergency driver shall be 2.3 watts. The unit shall monitor and adjust the input power consumption and be certified in the CA Title 20 Modernized Appliance Efficiency Database System (MAEDBS) as a small battery charger.

The unit charger shall consist of a two-stage charging system which samples the battery in relation to its temperature, state of charge and input voltage fluctuations. The charger shall be current limited, temperature compensated, short-circuit protected with reverse polarity protection. A low voltage battery disconnect (LVD) circuit shall be provided and will disconnect the load and circuitry from the battery when it reaches approximately 80 to 85% of its nominal terminal voltage, preventing a non-recoverable, deep-discharge condition as well as equipment initialization failure when utility power is restored. The unit shall achieve a full recharge in 24-hours.

The emergency driver shall accommodate an LED load with a forward voltage requirement ranging from 10 to 60 VDC. The output voltage sensing shall be automatic and instantaneous with a resulting, inversely-proportional current to maintain constant power to the LED array with an output tolerance of +/- 3%. The unit shall supply the rated load for a minimum of 1 1/2 hours or to 87 1/2% of rated battery terminal voltage. The output power to the LED load during emergency operation shall be held constant 5 watts from minute one throughout the entire emergency run time resulting in no loss or degradation of the light source during emergency operation.

The unit shall be furnished with an electronic, AC-lockout circuit which will connect the battery when the AC circuit is activated, and an electronic brownout circuit which will enable a transfer to emergency operation when utility power dips below an acceptable level. Maximum remote mounting distance of the emergency driver shall be 50-feet.

Emergency Lumen Performance - ILB CP05 HE

Approx. Luminaire Efficacy	Minute 1	Minute 45	Minute 90
100 lm/W	500	500	500
110 lm/W	550	550	550
120 lm/W	600	600	600
130 lm/W	650	650	650



Visit www.iotaengineering.com/cptools to access our on-line ILB CP performance calculator for additional performance data and other specification resources.



The **ILB CP05 HE** is UL Listed and Classified for Field Installation. Refer to the "**CP Series Compatibility and Suitability of Use Guidelines**" addendum for complete project installation requirements.

ACCESSORIES

TMK80 Top Mount Cover

When top-mounting "B" configuration ILB CP units, the TMK80 is used to cover the exposed wiring that goes from the battery pack into the fixture.

TBMK T-Grid Mounting Kit

Use the TBMK mounting kit to remote mount flexed units within a grid ceiling. The ILB CP is secured to the TBMK bars which mount to the T-bars of the ceiling grid. The flexible conduit of the ILB CP connects to the fixture.

RME1 Remote Mounting Enclosure

The RME1 enclosure accepts "B" configuration ILB CP units for remote mounting. The ILB CP is secured within the enclosure and wiring is routed through the 2 ft. of flexible conduit. Can be used in conjunction with the TBMK for grid ceilings.

Warranty: 5-Year Limited Warranty

Complete warranty terms located at www.acuitybrands.com/CustomerResources/Terms_and_conditions.aspx