

4426 SERIES

LED Wet Niche

LED Fountain Monochromatic

HIGHLIGHTS

- Up to 10,985 lumens
- CCTs: 27K, 30K, 41K, 53K, Blue, Green, Red & Phosphor converted Amber
- Cast bronze fixture housing with stainless steel fasteners
- Stainless steel niche with cast bronze mounting ring
- Twist and lock mounting for ease of installation
- IDIM- In-Line dimming available
- LED retrofit for 4424, 4425 and 4427

5
YEAR
warranty



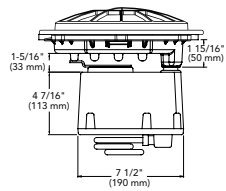
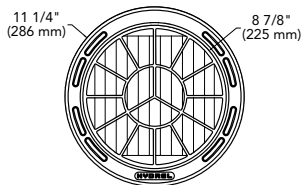
IP68



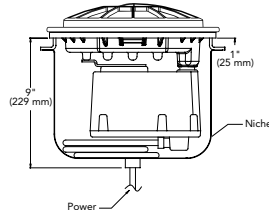
Specifications

Length:	11-1/4" 286 mm
Width:	11-1/4" 286 mm
Height:	9" 229 mm
Weight:	35lbs

DIMENSIONS



FIXTURE ONLY



FIXTURE AND NICHE

LUMEN PACKAGES

	NSP	MFL	FL	WFL	VWFL	HSP	HFL
Watts	86	86	86	86	86	86	86
Delivered Lumens	9265	10,750	7980	8715	7730	9345	10,985
LPW	108	125	93	101	90	109	128
Peak Candela	147,374	34,717	6,896	4,168	3,893	48,428	48,425

Note: Information based on 36LED WHT41K

ORDERING INFORMATION

EXAMPLE: 4426 SS 18LED WHT53K 120 WFL CLS NM CSL50 CSA

Model	Material	LED type	LED Color	Voltage	Distribution
4426	B Bronze	18LED 44 watts	WHT27K 2700K white	120	NSP Narrow spot
	SWB ¹ Saltwater bronze	36LED 86 watts	WHT30K 3000K white		MFL Medium flood
	SS ¹ Stainless steel		WHT41K 4100K white		FL Flood
			WHT53K 5300K white		WFL Wide flood
			AMBPC Phosphor Converted Amber	VWFL Very wide flood (no optics)	
			BLU Blue	HSP Horizontal spot	
			GRN Green	HFL Horizontal flood	
			RED Red		

Lens	Mounting	Accessories	Dimming	Cord Set Length	Listing
CLS Convex linear spread lens	NM Niche mount	RG ² Rock guard	IDIM ³ In-line dimming (dims to 40%)	CSL 35'-120' of cord available in 5' increments	CSA Optional Canadian listing (for sale in Canada only)

ELECTRICAL LOAD

Light Engines	Drive Current (mA)	System Watts	Current (A)
18LED	700mA	44W	0.40
36LED	700mA	86W	0.72

PROJECTED LED LUMEN MAINTENANCE

Data references the extrapolated performance projections for the Fixture platform in a 25°C ambient, based on 10,000 hours of LED testing (tested per IESNA LM-80-08 and projected per IESNA TM-21-11).

To calculate LLF, use the lumen maintenance factor that corresponds to the desired number of operating hours below. For other lumen maintenance values, contact factory.

Operating Hours	0	25,000	50,000	100,000
Lumen Maintenance Factor	18LED			
	1.00	0.99	0.98	0.96
	36LED			
	1.00	0.90	0.80	0.65

LUMEN AMBIENT TEMPERATURE (LAT) MULTIPLIERS

Use these factors to determine relative lumen output for average ambient temperatures from 0-40°C (32-104°F).

Ambient	Lumen Multiplier
0°C	1.02
10°C	1.01
20°C	1.00
25°C	1.00
30°C	0.99
40°C	0.98

Notes:

- SWB and SS not available with RG
- RG is optional on wall mounted fixtures, it is required on floor mounted fixtures.
- IDIM for use with leading edge (TRIAC) or trailing edge (ELV) dimmers. IDIM option should be run at 120 volt

PERFORMANCE DATA

LUMEN OUTPUT

Lumen values are from photometric tests performed in accordance with IESNA LM-79-08. Data is considered to be representative of the configurations shown, within the tolerances allowed by Lighting Facts. Actual performance may differ as a result of end-user environment and application. Contact factory for performance data on any configurations not shown here.

Performance Package	System Watts	Distribution Type	Field Angle		Beam Angle (50%)		WHT30K (3000 CCT, 70CRI)			WHT41K (4100 CCT, 70CRI)			WHT53K (5300 CCT, 70CRI)		
			°H	°V	°H	°V	Max Cd	Lumens	LPW	Max Cd	Lumens	LPW	Max Cd	Lumens	LPW
18LED	44W	NSP	23	23	11	11	44210	2780	63	73687	4630	105	73687	4630	105
		MFL	44	44	24	24	10416	3235	74	17358	5390	123	17358	5390	123
		FL	80	81	62	66	2068	2395	54	3448	3990	91	3448	3990	91
		WFL	126	125	101	94	1250	2615	59	2084	4360	99	2084	4360	99
		VWFL	137	132	95	88	1168	2320	53	1947	3865	88	1947	3865	88
		HSP	58	27	38	13	14529	2805	64	24214	4675	106	24214	4675	106
		HFL	62	31	41	16	14528	3295	75	24212	5495	125	24212	5495	125
36LED	86W	NSP	23	23	11	11	88425	5560	65	147374	9265	108	147374	9265	108
		MFL	44	44	24	24	20830	6470	75	34717	10780	125	34717	10780	125
		FL	80	81	62	66	4137	4790	56	6896	7980	93	6896	7980	93
		WFL	126	125	101	94	2501	5230	61	4168	8715	101	4168	8715	101
		VWFL	137	132	95	88	2336	4640	54	3893	7730	90	3893	7730	90
		HSP	58	27	38	13	29054	5610	65	48428	9345	109	48428	9345	109
		HFL	62	31	41	16	29055	6590	77	48425	10985	128	48425	10985	128

SPECIFICATIONS AND FEATURES

FIXTURE HOUSING & DOOR: Heavy wall cast bronze construction. Natural cast bronze finish or stainless steel finish.

NICHE: Stainless steel with cast bronze mounting ring which locks the fixture into position. Niche has four ears to tie to forms or steel structural rods. Pressure grounding lugs on interior and exterior surfaces. Niche conduit entrances are 3/4" NPT.

LED: 18 LED, 44 Watt or 36 LED, 86 Watt LED array available in 3000K CCT, 4100K CCT, 5300K CCT white or monochromatic amber, red, blue or green. (LED board included)

VOLTAGE: 120 Volt AC 50/60Hz.

LENS: 8-5/8" (219mm) diameter convex linear spread tempered glass.

GASKET: Single piece molded U-shaped silicone gasket.

CORD: Minimum of 35' of #16/3ST submersible rated cord for standard 120VAC line. 14/3 submersible rated cord for CSA. Cord entrance is epoxy encapsulated. Cord length must be specified. NOTE: Sufficient cord should be coiled in the niche to allow for the fixture to be removed and brought above water level for maintenance.

FACTORY LEAK TESTED: Fixtures are tested at 10 PSI (0.70kg/cm2) internal pressure while totally submerged in water.

FASTENERS: Stainless Steel.

ACCESSORIES: Rock Guard: Cast bronze rock guard is required for floor mounted fixtures.

GOVERNMENT PROCUREMENT

BAA – Buy America(n) Act: Product qualifies as a domestic end product under the Buy American Act as implemented in the FAR and DFARS. Product also qualifies as manufactured in the United States under DOT Buy America regulations.

BABA – Build America Buy America: Product qualifies as produced in the United States under the definitions of the Build America, Buy America Act.

Please refer to www.acuitybrands.com/resources/buy-american for additional information.

LISTING: cCSAus, submersible luminaire suitable for fountains, laboratory tests conducted by CSA to UL Standard UL-676 and UL-8750.

US PATENT: 7,680,816

WARRANTY: 5-year limited warranty. Complete warranty terms located at:

www.acuitybrands.com/support/customer-support/terms-and-conditions

NOTE: Actual performance may differ as a result of end-user environment and application. All values are design or typical values, measured under laboratory conditions at 25 °C. Specifications subject to change without notice.