



Catalog Number
Notes
Type

Contractor Select™


# JSBC Gen 2

## JUNO SLIMBASICS™ LED SURFACE MOUNT DOWNLIGHT

Sleek, low-profile LED round surface mount downlights in 4" and 6" sizes. Provides economical installation by mounting directly over standard junction boxes. Provides general illumination in residential and commercial applications including multi-family and hospitality. Ideal for use in corridors, foyers, living spaces, closets, hallways, pantries, stairways and much more. Packaging made from recyclable cardboard. 3CCT selectable, available in contractor and unit packs.

**FEATURES:**

- Installs into industry standard junction boxes
- 3CCT (3000K/4000K/5000K)
- Minimum 90 CRI
- Certified for use in closet spaces
- Minimum 35,000 hour life
- 120V (Triac Dimming)
- Wet Location



Catalog Number	UPC	Description	Lumens	Input Watts	CCT	CRI	Voltage	Finish	Pallet Qty.
JSBC 4IN SWW2 90CRI WL MW M6	197590386901	LED Surface Mount Downlight	840L	11.8W	Switchable CCT – 3000K, 4000K, and 5000K	90	120V	Matte White	1512
JSBC 6IN SWW2 90CRI WL MW M6	197590386703	LED Surface Mount Downlight	1000L	12.6W	Switchable CCT – 3000K, 4000K, and 5000K	90	120V	Matte White	900



## Specifications

### INTENDED USE:

Sleek, low-profile LED round surface mount downlights in 4" and 6" sizes • Provides economical installation by mounting directly over standard junction boxes • Provides general illumination in residential and commercial applications including multi-family and hospitality • Ideal for use in corridors, foyers, living spaces, closets, hallways, pantries, stairways and much more • Packaging made from recyclable cardboard

### CONSTRUCTION:

Shallow, 1" low profile with polycarbonate housing and white finish • Metal backplate allows for installation into industry standard junction boxes.

### ELECTRICAL:

Dedicated 120 volt driver at 50/60Hz • Power factor > 0.9 at 120V input • 120 volt driver is dimmable with the use of most incandescent, magnetic low voltage and electronic low voltage wall box dimmers.

### JUNCTION BOX MOUNTING:

Fixture provided with leads for direct wire connection in j-box • Installs into industry standard junction boxes • Compatible boxes include 3.5" and 4" metal or plastic standard and fire rated round and octagon junction boxes • Compatible with pancake boxes if enough depth is allowed for connections and wiring space • Suitable for wall and ceiling mount • Suitable for use within closet storage spaces when installed per NEC requirements. Junction box sizes vary - Verify compatibility with fixture prior to installation

### LISTINGS:

Certified to the high efficacy requirements of California T24 JA8-2019 • CSA listed for US and Canada

### WARRANTY:

5-year limited warranty. This is the only warranty provided and no other statements in this specification sheet create any warranty of any kind. All other express and implied warranties are disclaimed. Complete warranty terms located at:

[www.acuitybrands.com/support/warranty/terms-and-conditions](http://www.acuitybrands.com/support/warranty/terms-and-conditions)

**Note:** All reports are based on published industry procedures; actual performance may differ as a result of the end-user environment and applications.

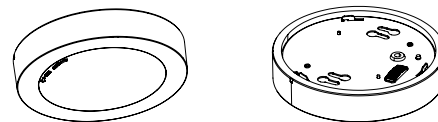
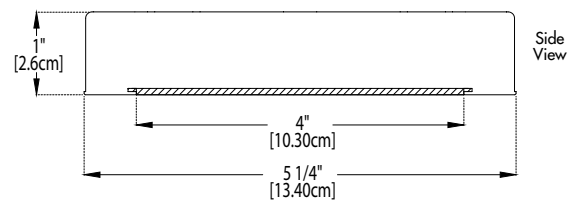
All values are design or typical values, measured under laboratory conditions at 25 °C.

Specifications subject to change without notice.

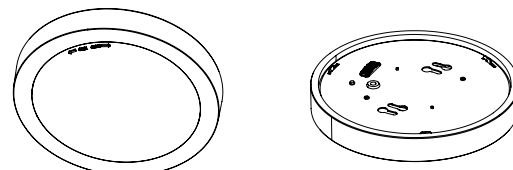

## Dimensions

	Width	Depth
JSBC 4IN	5.28" (13.4)	1" (2.6)
JSBC 6IN	7.2" (18.3)	1" (2.6)

All dimensions are inches (centimeters) unless otherwise indicated.



JSBC 4IN



JSBC 6IN