



Outdoor Lighting

Discretionary Stock Solutions

WPX LED Wall Pack Luminaires

WPX1 | WPX2 | WPX3

The WPX family of LED wall packs are your best choice for everyday wall mounted lighting needs. No longer will your customers have to sacrifice performance and style to get the low initial cost that they demand.



WPX1 P1 – 1,550 lumens
WPX1 P2 – 2,900 lumens
 11.1 in x 8.1 in x 3.2 in
 ADA Compliant!



WPX2 – 6,000 lumens
 12.3 in x 9.1 in x 4.1 in




WPX3 – 9,200 lumens
 13 in x 9.5 in x 5.5 in

Benefits for Contractors:

The WPX is offered in 3 sizes with configurable options, ideal footprint dimensions and easy installation, meeting the needs of any application. The results are installations that your customers can be proud of for both their sustainability and their architecture.



Geometric shape fully covers the footprint of a typical HID wall pack, covering any unsightly stains.




Easy installation options with integral wiring compartment. Mount directly over standard recessed or surface-mount junction boxes or use one of three 1/2" threaded conduit hubs for surface conduit mounting.



Superior illumination with wide, uniform distribution with LED array for minimal glare (no high intensity chip-on board LEDs that cause discomfort glare).



Multi-volt (120V – 277V) button photocell option for dusk-to-dawn operation.



	Standard (0° C min)	Cold (-20° C min)
WPX1	4W (E4WH)	14W (E14WC)
WPX2	4W (E4WH)	14W (E14WC)

Sample Nomenclatures:

WPX1 LED 40K MVOLT E4WH DDBXD
 WPX2 LED 40K MVOLT E14WC DDBXD

Self-contained emergency battery backup solution which is critical to safety and building codes. Available on WPX1 and WPX2.

3000K Stock Configurations

Luminaire	HID Replacement Wattage	Lumen Output	Input Power	Voltage	Finish	Catalog Number	CI Code	UPC
WPX1 P1	70W HID	1,550	11W	MVOLT (120V – 277V)	Dark Bronze	WPX1 LED P1 30K MVOLT DDBXD	*266CN3	00194994017684
WPX1	150W HID	2,900	24W			WPX1 LED P2 30K MVOLT DDBXD	*265SWH	00193048870541
WPX2	250W HID	6,000	47W			WPX2 LED 30K MVOLT DDBXD	*265SX2	00193048870725
WPX3	400W HID	9,200	69W			WPX3 LED 30K MVOLT DDBXD	*265SX8	00193048870800

4000K Stock Configurations

Luminaire	HID Replacement Wattage	Lumen Output	Input Power	Voltage	Finish	Catalog Number	CI Code	UPC
WPX1 P1	70W HID	1,550	11W	MVOLT (120V – 277 W)	Dark Bronze	WPX1 LED P1 40K MVOLT DDBXD	*266CN9	00194994017714
WPX1	150W HID	2,900	24W			WPX1 LED P2 40K MVOLT DDBXD	*265SWK	00193048870589
WPX2	250W HID	6,000	47W			WPX2 LED 40K MVOLT DDBXD	*265SX3	00193048870756
WPX3	400W HID	9,200	69W			WPX3 LED 40K MVOLT DDBXD	*265SX9	00193048870794

5000K Stock Configurations

Luminaire	HID Replacement Wattage	Lumen Output	Input Power	Voltage	Finish	Catalog Number	CI Code	UPC
WPX1 P1	70W HID	1,550	11W	MVOLT (120V – 277 W)	Dark Bronze	WPX1 LED P1 40K MVOLT DDBXD	*266CN9	00194994017714
WPX1	150W HID	2,900	24W			WPX1 LED P2 40K MVOLT DDBXD	*265SWK	00193048870589
WPX2	250W HID	6,000	47W			WPX2 LED 40K MVOLT DDBXD	*265SX3	00193048870756
WPX3	400W HID	9,200	69W			WPX3 LED 40K MVOLT DDBXD	*265SX9	00193048870794

ARC LED Architectural Wall Pack Luminaires

ARC1 | ARC2


The ARC LED wall-mounted luminaires combine visually comfortable illumination and architectural styling to create an affordable lighting upgrade that you can be proud of, all the while saving 80% in energy costs.



Clean look with no fins for a true architectural style that looks great on any building.



Get the architectural styling and visually comfortable illumination you want with the financial payback you need.



Emergency battery backup integrated into the luminaire housing for a clean aesthetic.



Built-in wet location wiring compartment for applications with no existing junction box.



Multi-volt (120-277V) button photocell option for dusk-to-dawn operation.



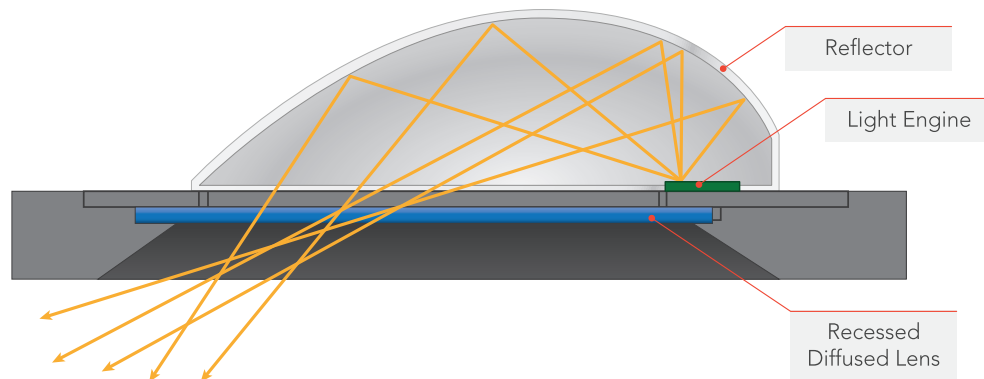
Wider and more uniform throw, with less light on the wall.



ARC1 – 1,500 – 3,000 lumens
11 in x 6.5 in x 5 in



ARC2 – 1,500 – 6,500 lumens
14 in x 9 in x 5 in



Recessed diffused lens to cut off high angle light and reduce glare. Combination of diffused lens and reflector design has low surface brightness creating a visually comfortable environment with great distribution. LEDs are fully hidden from view to eliminate pixelization and harsh glare.

5000K Stock Configurations

Luminaire	HID Replacement Wattage	Lumen Output	Input Power	Voltage	Finish	Catalog Number	CI Code	UPC
ARC1	70W - 175W	1,400	11W	MVOLT (120V - 277 W)	Dark Bronze	ARC1 LED P1 40K MVOLT DDBTXD	*269073	00194994665595
ARC1		1,400	11W			ARC1 LED P1 40K MVOLT E4WH DDBTXD	*26908L	00194994666011
ARC1		3,000	25W			ARC1 LED P3 40K MVOLT DDBTXD	*26907S	00194994665786
ARC2	150W - 250W	6,600	51W			ARC2 LED P5 40K MVOLT DDBTXD	*26908R	00194994666066

TWX LED Wall Pack Luminaires

TWX1 | TWX2 | TWX3

The TWX LED wall pack, with its sleek design, features premium borosilicate glass lens that is designed specifically for this product, working in conjunction with the high-efficiency light engine to provide superior illumination while minimizing wasted up-light. The new slim design allows more product to be placed on the distributor shelf and creates a less obtrusive appearance on the building. TWX LED is available in three sizes in both glass and polycarbonate lens options, creating a complete and compelling offering.



TWX1 – 2,950 lumens
12 in x 7.5 in x 5 in




TWX2 – 6,850 lumens
9 in x 13 in x 4.5 in



TWX3 – 13,850 lumens
14 in x 18 in x 5 in



Geometric shape covers the footprint of a typical HID wall pack, covering any unsightly stains.



Adjustable Light Output (ALO) technology option dials in to desired output to match the needs of any jobsite and reducing the number of stocked SKUs.



The redesigned and reduced lens size allows for a better light distribution and eliminates any direct glare from LEDs, available in both glass and polycarbonate.



The TWX LED vandal-resistant wall pack features a premium polycarbonate lens designed to make these luminaires tough enough to take real world abuse in applications such as parks and recreation areas, locker rooms, entry ways or any other high-traffic public spaces.



All colors are offered in smooth or textured finish. Stocked TWX luminaires offered in textured dark bronze.

4000K Stock Configurations

Luminaire	HID Replacement Wattage	Lumen Output	Input Power	Voltage	Finish	Catalog Number	CI Code	UPC
TWX1	100W	2,950	23W	MVOLT (120V - 277 W)	Textured Dark Bronze	TWX1 LED ALO 40K MVOLT DDBTXD	*268TUH	00194994620464
TWX2	250W	6,850	54W			TWX2 LED ALO 40K MVOLT DDBTXD	*268TUM	00194994620488
TWX2	250W	6,850	54W			TWX2 LED ALO 40K MVOLT PE DDBTXD	*268TUN	00194994620402
TWX3	400W	13,850	109W			TWX3 LED ALO 40K MVOLT DDBTXD	*268TUY	00194994620594
TWX3	400W	13,850	109W			TWX3 LED ALO 40K MVOLT PE DDBTXD	*268TV0	00194994620600

NOTE: See Specification Sheet for TWX LED configurations.

5000K Stock Configurations

Luminaire	HID Replacement Wattage	Lumen Output	Input Power	Voltage	Finish	Catalog Number	CI Code	UPC
TWX1	100W	2,950	23W	MVOLT (120V - 277 W)	Textured Dark Bronze	TWX1 LED ALO 50K MVOLT DDBTXD	*268TUF	00194994620457
TWX2	250W	6,850	54W			TWX2 LED ALO 50K MVOLT DDBTXD	*268TUR	00194994620495
TWX2	250W	6,850	54W			TWX2 LED ALO 50K MVOLT PE DDBTXD	*268TUS	00194994620501
TWX3	400W	13,850	109W			TWX3 LED ALO 50K MVOLT DDBTXD	*268TV2	00194994620549
TWX3	400W	13,850	109W			TWX3 LED ALO 50K MVOLT PE DDBTXD	*268TV3	00194994620433

NOTE: See Specification Sheet for TWX LED configurations.

HomeGuard LED Security Lights

HGX LED

The HomeGuard LED family of residential security floodlights, with rugged die cast aluminum construction, are long-lasting, energy-efficient solutions that may be mounted on the wall or under the eaves.

HomeGuard LED security lights are available with the right feature sets for every application; ranging from a low-cost version for switched circuit applications all the way to a fully-featured product that includes an integral photocell for automatic dusk-to-dawn lighting, color-switching, lumen switching and a motion sensor.



Easy, tool-less aiming, directing the light where it is needed.



Integrated visors allow for visually pleasing illumination with minimal glare.



Modern design with user-friendly controls. Non-obtrusive motion sensor with elegant 4000K accent light and CCT color switching on the heads.



Adjustable Light Output (ALO) and CCT color switching from warm, cool or daylight settings (3000K / 4000K / 5000K).



HGX 2RH



HGX 2RH ALO SWW2 PE



HGX 3RH ALO SWW2 PE







HGX 2RH ALO PE



HGX 2SH ALO SWW2 PE



HGX 2RH ALO SWW2 PIR

Stock Configurations		
Series Nomenclature	UPC	Features
HGX LED 2RH 40K 120 DDB HGX LED 2RH 40K 120 WH	00194995254156 00194995254170	
HGX LED 2RH ALO 40K 120 PE DDB HGX LED 2RH ALO 40K 120 PE WH	00194995254200 00194995254194	 
HGX LED 2RH ALO SWW2 120 PE DDB HGX LED 2RH ALO SWW2 120 PE WH	00194995254255 00194995254316	  
HGX LED 2SH ALO SWW2 120 PE DDB HGX LED 2SH ALO SWW2 120 PE WH	00194995255214 00194995255207	  
HGX LED 3RH ALO SWW2 120 PE DDB HGX LED 3RH ALO SWW2 120 PE WH	00194995255160 00194995255139	  
HGX LED 2RH ALO SWW2 120 PIR DDB HGX LED 2RH ALO SWW2 120 PIR WH	00194995254330 00194995255092 <i>*wall mounted only</i>	   



QTE LED Flood Luminaires

QTE P1 | P2 | P3

The QTE LED floodlight is ideal to replace up to 500W Halogen lamps and comes with knuckle or yoke mount options. An extremely cost-effective solution, great for illuminating yards, driveways, signage, patios, warehouses and security applications.



Knuckle and yoke versions make QTE ideal for ground mount, building mount, or wall mount applications.



With 6kV surge rating, you can rest assured QTE delivers a hassle-free service for over 15 years.



Eliminates the hassles of frequent lamp replacement associated with quartz halogen lamps.

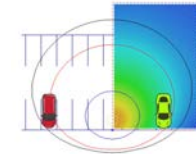
4000K Stock Configurations									
Luminaire	HID Replacement Wattage	Lumen Output	Input Power	Voltage	Mounting	Finish	Catalog Number	CI Code	UPC
QTE P1	150W Quartz Halogen	2,500	24W	120V	Knuckle	Dark Bronze	QTE LED P1 40K 120 THK DDB	*264E54	191848090787
						White	QTE LED P1 40K 120 THK WH	*249XLX	191848090893
QTE P2	300W Quartz Halogen	4,000	40W		Yoke	Dark Bronze	QTE LED P2 40K 120 THK DDB	*249XR7	191848093436
						White	QTE LED P2 40K 120 THK WH	*249XNW	191848092613
QTE P3	500W Quartz Halogen	6,750	66W		Knuckle	Dark Bronze	QTE LED P3 40K 120 THK DDB	*249XNS	191848092590
						White	QTE LED P3 40K 120 THK WH	*249XNM	191848092538
QTE P1	150W Quartz Halogen	2,500	24W		Yoke	Dark Bronze	QTE LED P2 40K 120 YK DDB	*249XR9	191848093474
						White	QTE LED P2 40K 120 YK WH	*249XNV	191848092583
QTE P2	300W Quartz Halogen	4,000	40W		Knuckle	Dark Bronze	QTE LED P2 40K 120 THK DDB	*249XR7	191848093436
						White	QTE LED P2 40K 120 THK WH	*249XNW	191848092613
QTE P3	500W Quartz Halogen	6,750	66W		Yoke	Dark Bronze	QTE LED P3 40K 120 YK DDB	*249XNR	191848092606
						White	QTE LED P3 40K 120 YK WH	*249XNL	191848092552

5000K Stock Configurations									
Luminaire	HID Replacement Wattage	Lumen Output	Input Power	Voltage	Mounting	Finish	Catalog Number	CI Code	UPC
QTE P1	150W Quartz Halogen	2,500	24W	120V	Knuckle	Dark Bronze	QTE LED P1 50K 120 THK DDB	*264E57	191848090824
						White	QTE LED P1 50K 120 THK WH	*249XR4	191848093375
QTE P2	300W Quartz Halogen	4,000	40W		Yoke	Dark Bronze	QTE LED P2 50K 120 THK DDB	*249XRE	191848093498
						White	QTE LED P2 50K 120 THK WH	*249XNU	191848092576
QTE P3	500W Quartz Halogen	6,750	66W		Knuckle	Dark Bronze	QTE LED P3 50K 120 THK DDB	*249XNP	191848092514
						White	QTE LED P3 50K 120 THK WH	*249XNK	191848092521
QTE P1	150W Quartz Halogen	2,500	24W		Yoke	Dark Bronze	QTE LED P2 50K 120 YK DDB	*249XRH	191848093535
						White	QTE LED P2 50K 120 YK WH	*249XNT	191848092569
QTE P2	300W Quartz Halogen	4,000	40W		Knuckle	Dark Bronze	QTE LED P2 50K 120 THK DDB	*249XRH	191848093535
						White	QTE LED P2 50K 120 THK WH	*249XNU	191848092576
QTE P3	500W Quartz Halogen	6,750	66W		Yoke	Dark Bronze	QTE LED P3 50K 120 YK DDB	*249XNN	191848092545
						White	QTE LED P3 50K 120 YK WH	*249XNH	191848092453

TFX LED Flood Luminaires

TFX1 | TFX2 | TFX3 | TFX4

The TFX LED floodlight family is an industry-leading distributor stock solution, providing cost-effective and energy-efficient solutions to replace metal halide floodlights. Get a full payback in less than two years with DLC Premium listing and 140 lumens per watt efficacy.



The wide flood distribution exceeds that of most metal halide luminaires they are designed to replace.



Threaded knuckle, yoke and integral slipfitter options make installation easy.



Affordable solution for replacing HID floodlights delivering more light with less power consumption.

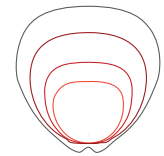
4000K Stock Configurations										
Luminaire	HID Replacement Wattage	Lumen Output	Input Power	Voltage	Mounting	Finish	Catalog Number	CI Code	UPC	
TFX1	150W	7,300	54W	MVOLT (120V-277V)	Knuckle	Dark Bronze	TFX1 LED 40K MVOLT THK DDBXD	*2552M5	193047670173	
						White	TFX1 LED 40K MVOLT YK DDBXD	*2552M6	193047670180	
					Yoke	Dark Bronze	TFX1 LED 40K MVOLT THK WHXD	*2552M7	193047670197	
						White	TFX1 LED 40K MVOLT YK WHXD	*2552MA	193047670227	
TFX2	250W	13,200	94W		MVOLT (120V-277V)	Slipfitter	Dark Bronze	TFX2 LED 40K MVOLT IS DDBXD	*2552MC	193047670241
							Yoke	TFX2 LED 40K MVOLT YK DDBXD	*2552ME	193047670234
TFX3	400W	25,600	188W		MVOLT (120V-277V)	Slipfitter	Dark Bronze	TFX3 LED 40K MVOLT IS DDBXD	*2552MF	193047670265
								Yoke	TFX3 LED 40K MVOLT YK DDBXD	*2552MJ
				Yoke		Dark Bronze		TFX3 LED 40K HVOLT IS DDBXD	*2552MK	193047670289
						White		TFX3 LED 40K HVOLT YK DDBXD	*2552ML	193047670296
TFX4	1000W	41,000	296W	MVOLT (120V-277V)	Slipfitter	Dark Bronze	TFX4 LED 40K MVOLT IS DDBXD	*2552MM	193047670302	
							Yoke	TFX4 LED 40K MVOLT YK DDBXD	*2552MN	193047670326
		Yoke	Dark Bronze		TFX4 LED 40K HVOLT IS DDBXD		*2552MR	193047670333		
			White		TFX4 LED 40K HVOLT YK DDBXD		*2552MS	193047670340		
TFX2	250W	13,200	94W	MVOLT (120V-277V)	Slipfitter	Dark Bronze	TFX2 LED 50K MVOLT IS DDBXD	*2581FG	193048041545	
							Yoke	TFX2 LED 50K MVOLT YK DDBXD	*2581FK	193048041552
TFX3	400W	25,600	188W	MVOLT (120V-277V)	Slipfitter	Dark Bronze	TFX3 LED 50K MVOLT IS DDBXD	*2581Y6	193048046014	
							Yoke	TFX3 LED 50K MVOLT YK DDBXD	*2581Y7	193048046021
					Yoke		Dark Bronze	TFX3 LED 50K HVOLT IS DDBXD	*2581Y8	193048046052
							White	TFX3 LED 50K HVOLT YK DDBXD	*25826R	193048047479
TFX4	1000W	41,000	296W	MVOLT (120V-277V)	Slipfitter	Dark Bronze	TFX4 LED 50K MVOLT IS DDBXD	*25826T	193048047493	
							Yoke	TFX4 LED 50K MVOLT YK DDBXD	*25826X	193048047561
		Yoke	Dark Bronze		TFX4 LED 50K HVOLT IS DDBXD		*25827C	193048047547		
			White		TFX4 LED 50K HVOLT YK DDBXD		*25827F	193048047578		

5000K Stock Configurations										
Luminaire	HID Replacement Wattage	Lumen Output	Input Power	Voltage	Mounting	Finish	Catalog Number	CI Code	UPC	
TFX1	150W	7,300	54W	MVOLT (120V-277V)	Knuckle	Dark Bronze	TFX1 LED 50K MVOLT THK DDBXD	*2581FF	193048041514	
						White	TFX1 LED 50K MVOLT YK DDBXD	*2581XT	193048045901	
					Yoke	Dark Bronze	TFX1 LED 50K MVOLT THK DWHXD	*2581Y2	193048045987	
						White	TFX1 LED 50K MVOLT YK DWHXD	*2581Y5	193048046007	
TFX2	250W	13,200	94W		MVOLT (120V-277V)	Slipfitter	Dark Bronze	TFX2 LED 50K MVOLT IS DDBXD	*2581FG	193048041545
							Yoke	TFX2 LED 50K MVOLT YK DDBXD	*2581FK	193048041552
TFX3	400W	25,600	188W		MVOLT (120V-277V)	Slipfitter	Dark Bronze	TFX3 LED 50K MVOLT IS DDBXD	*2581Y6	193048046014
								Yoke	TFX3 LED 50K MVOLT YK DDBXD	*2581Y7
				Yoke		Dark Bronze		TFX3 LED 50K HVOLT IS DDBXD	*2581Y8	193048046052
						White		TFX3 LED 50K HVOLT YK DDBXD	*25826R	193048047479
TFX4	1000W	41,000	296W	MVOLT (120V-277V)	Slipfitter	Dark Bronze	TFX4 LED 50K MVOLT IS DDBXD	*25826T	193048047493	
							Yoke	TFX4 LED 50K MVOLT YK DDBXD	*25826X	193048047561
		Yoke	Dark Bronze		TFX4 LED 50K HVOLT IS DDBXD		*25827C	193048047547		
			White		TFX4 LED 50K HVOLT YK DDBXD		*25827F	193048047578		

D-Series LED Flood Luminaires

DSXF1 | DSXF2 | DSXF3

The D-Series LED floodlights are the ideal stock solution for distributors looking for super efficient solutions offering the right set of configurations for everyday floodlighting needs. Combining up to 84% energy savings with up to 20 years of expected service life makes HID floodlight replacement a “no-brainer” when using D-Series LED floodlights.



All stock configurations feature select lumen packages with a powerful wide flood (6X6) beam pattern. All 7 distributions are available with our industry-leading quick delivery.



Choose from a variety of mounting options including adjustable threaded knuckle, adjustable slipfitter or yoke mount.



DSXF offers full-range tilt capability for up-light applications and features an IP66 housing and glass lens.

4000K Stock Configurations									
Luminaire	HID Replacement Wattage	Lumen Output	Input Power	Voltage	Mounting	Finish	Catalog Number	CI Code	UPC
DSXF1	70-100W HID	3,050	21W	MVOLT (120V - 277V)	Threaded Knuckle (1/2" NPT)	Dark Bronze	DSXF1 LED P1 40K	*240TJH	00190887243321
	150W HID	5,570	42W				DSXF1 LED P2 40K	*240TJL	00190887243345
DSXF2	175W HID	7,790	54W				DSXF2 LED P1 40K	*240TJ9	00190887243260
	250W HID	10,680	78W		DSXF2 LED P2 40K		*240THT	00190887243123	
DSXF3	400W HID	17,450	111W		Slipfitter		DSXF3 LED 6 P1 40K IS	*236CXJ	00889804560213
		21,000	138W		Yoke		DSXF3 LED 6 P1 40K YKC62	*236CXH	00889804560206
					Slipfitter		DSXF3 LED 6 P2 40K IS	*236CX6	00889804560114
					Yoke		DSXF3 LED 6 P2 40K YKC62	*236CX5	00889804560107

5000K Stock Configurations									
Luminaire	HID Replacement Wattage	Lumen Output	Input Power	Voltage	Mounting	Finish	Catalog Number	CI Code	UPC
DSXF1	70-100W HID	3,050	21W	MVOLT (120V - 277V)	Threaded Knuckle (1/2" NPT)	Dark Bronze	DSXF1 LED P1 50K	*240TJG	00190887243314
	150W HID	5,570	42W				DSXF1 LED P2 50K	*240TJJ	00190887243338
DSXF2	175W HID	7,790	54W				DSXF2 LED P1 50K	*240TJ8	00190887243253
	250W HID	10,680	78W		DSXF2 LED P2 50K		*240TJC	00190887243284	
DSXF3	400W HID	17,450	111W		Slipfitter		DSXF3 LED 6 P1 50K IS	*236CXG	00889804560190
		21,000	138W		Yoke		DSXF3 LED 6 P1 50K YKC62	*236CX8	00889804560138
					Slipfitter		DSXF3 LED 6 P2 50K IS	*236CX3	00889804560084
					Yoke		DSXF3 LED 6 P2 50K YKC62	*236CX2	00889804560077

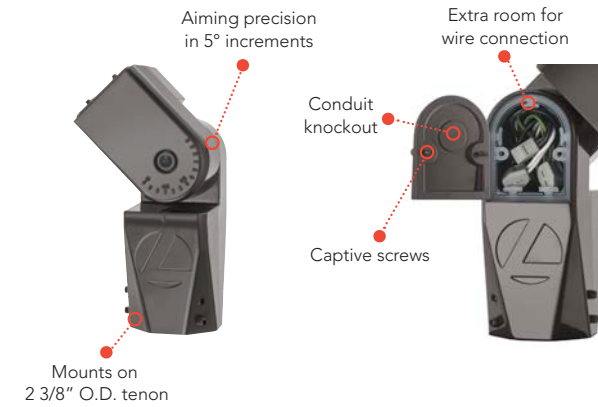
HLF LED Flood Luminaires

HLF1 | HLF2

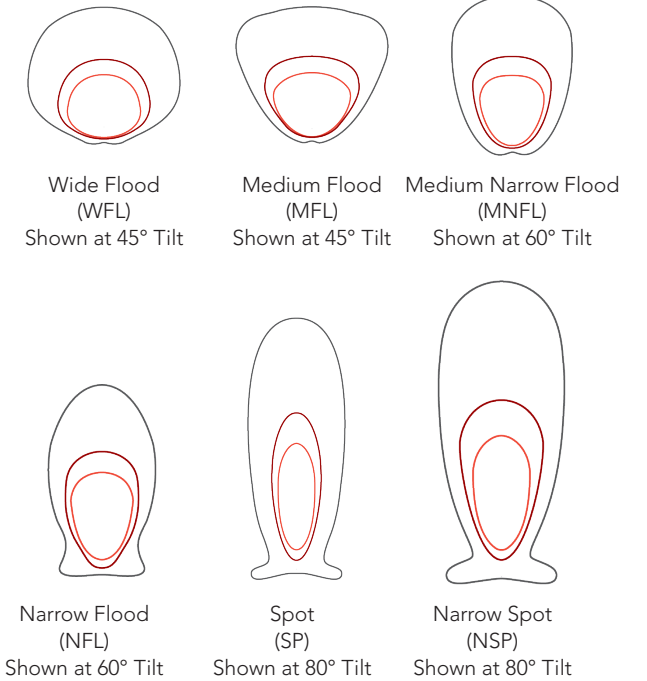
The HLF LED high-lumen floods are ideal for replacing 400W to 1500W HID floodlights and can deliver up to 100,000 lumens. HLF takes the complexity out of high output floodlighting. Combine this power with best-in-class yoke and slipfitter mountings and you can design or retrofit any project with ease. HLF also has the right set of photometric distributions to design for new construction and large complex floodlighting applications.



Installation is easy with HLF mounting configurations. There is no need to open the electrical compartment during installation/wiring. HLF offers the industry's best adjustable slipfitter. This robust slipfitter makes installation quick and easy with a spacious integral wiring compartment. Aiming can be adjusted in 5° increments and hex socket set screws provide a secure and attractive means of attachment. HLF also offers a steel yoke mount with 4-foot cord and water-tight grip.



Mounting Designed for the Contractor



HLF LED floodlights have a wide offering of photometric distributions that provide superior illumination. Choose from six distributions including wide and narrow beam patterns offering flexibility to meet the most demanding needs in application.

Made to Order Specifications							
Luminaire & Performance Package	HID Replacement Wattage	Lumen Output	Input Power	Color Temperature	Voltage	Mounting	Finish
HLF1 P1 - P5	400W - 1000W	24,000 - 50,000	163W - 368W	3000K 4000K 5000K	MVOLT (120V - 277V)	Integral Slipfitter Yoke	Dark Bronze
HLF2 P1 - P6	1000W - 1500W	47,000 - 102,000	327W - 769W	Natural Aluminum			

RSX LED Area and Flood Luminaires

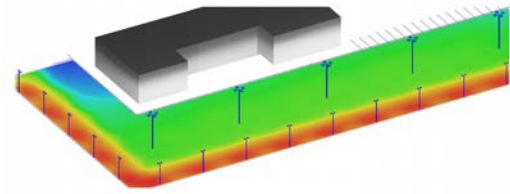
RSX1 | RSX2 | RSX3 | RSX4

The RSX LED area luminaires are specifically designed to provide one-for-one solutions for replacing HID lighting. With ten distributions and eight mounting options, RSX delivers superior illumination, energy savings, quick delivery and easy installation. RSX is priced for payback from a complete offering to meet all your needs in the HID renovation market.

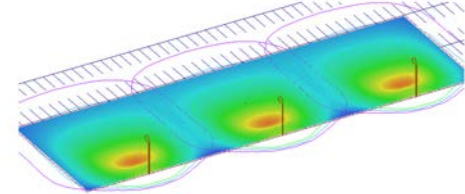


RSXF1 | RSXF2 | RSXF3 | RSXF4

The RSXF floodlights provide superior lighting and do so at prices that will allow customers to meet their financial payback thresholds saving up to up to 77% when replacing HID luminaires. With an expected service life of 20 years, these products eliminate costly lamp and ballast changes.



Special automotive **front row optic** to maximize illumination.



Powerful **area wide forward flood distribution** that evenly illuminates large sites that rely on perimeter lighting.

RSX LED Made to Order Specifications

Luminaire & Performance Package	HID Replacement Wattage	Lumen Output	Input Power	Color Temperature	Voltage	Finish
RSX1 P1 - P4	150W - 400W	7,000 - 17,000	51W - 133W	3000K 4000K 5000K	MVOLT (120V - 277V) HVOLT (347V - 480V)	Dark Bronze Black Natural Aluminum White <i>*available in textured & smooth</i>
RSX2 P1 - P6	250W - 1000W	11,000 - 31,000	147W - 244W			
RSX3 P1 - P4	400W - 1000W	26,000 - 41,000	266W - 312W			
RSX4 P1 - P6	400W - 1500W (1) & (2) 1000W	40,000 - 70,000	431W - 546W			

RSXF LED 4000K Stock Configurations

Luminaire	HID Replacement Wattage	Lumen Output	Input Power	Voltage	Mounting	Finish	Catalog Number	CI Code	UPC
RSXF1	100W - 400W	7,000 - 17,000	133W	MVOLT (120V - 277V)	Slipfitter	Dark Bronze	RSXF LED P4 40K WFL MVOLT IS FAO DDBXD	*2520A0	191848733103
RSXF2	400W - 1000W	11,000 - 31,000	244W				RSXF2 LED P6 40K WFL MVOLT IS FAO DDBXD	*2520A2	191848733110
RSXF3	1000W	26,000 - 41,000	312W				RSXF3 LED P4 40K WFL MVOLT IS FAO DDBXD	*2520A4	191848733134

ESX LED Area Luminaires

ESX1

The ESX1 LED area luminaire provides the combination of best product value, best price and best delivery. ESX is ideal for one-for-one replacement of HID area lighting and provides up to 76% energy savings, long service life and fast payback. All ESX luminaires feature adjustable light output, providing two light levels from one product, allowing greater flexibility while helping reduce inventory costs. All luminaires feature a reversible arm that allows for mounting on both round and square poles.



Adjustable Light Output (ALO) technology:

Internal bi-level switch with two light levels



Round and Square Pole Mounting:
A single reversible arm fits both round and square poles.

	High Lumens	Low Lumens	HID Replacement
ESX1 LED P2	14,000	8,000	150W to 250W
ESX1 LED P4	25,000	21,000	400W

Best Product

>70% energy savings with superior illumination when replacing HID

Best Price

Low initial cost ensures quick payback and long-term financial reward

Best Delivery

All ESX configurations are in stock at Acuity regional distribution centers

4000K Stock Configurations

Luminaire	HID Replacement Wattage	Lumen Output	Input Power	Voltage	Finish	Catalog Number	CI Code	UPC
ESX1 P2	150W - 250W	8,000 - 14,000	50W - 98W	(120V - 277V)	Dark Bronze	ESX1 LED P2 40K R3 MVOLT UPA BLS DDBXD M2	*269PG3	00194994838302
ESX1 P4	400W	21,000 - 25,000	146W - 190W	(120V - 277V)		ESX1 LED P4 40K R3 MVOLT UPA BLS DDBXD M2	*269PG8	00194994838340
				(347V - 480V)		ESX1 LED P4 40K R3 HVOLT UPA BLS DDBXD M2	*269PGC	00194994838364
				(120V - 277V)		ESX1 LED P4 40K R5 MVOLT UPA BLS DDBXD M2	*269PGG	00194994838418
				(347V - 480V)	ESX1 LED P4 40K R5 HVOLT UPA BLS DDBXD M2	*269PGN	00194994838463	

5000K Stock Configurations

Luminaire	HID Replacement Wattage	Lumen Output	Input Power	Voltage	Finish	Catalog Number	CI Code	UPC
ESX1 P2	150W - 250W	8,000 - 14,000	50W - 98W	(120V - 277V)	Dark Bronze	ESX1 LED P2 50K R3 MVOLT UPA BLS DDBXD M2	*269PGY	00194994838555
ESX1 P4	400W	21,000 - 25,000	146W - 190W	(120V - 277V)		ESX1 LED P4 50K R3 MVOLT UPA BLS DDBXD M2	*269PH1	00194994838531
				(120V - 277V)		ESX1 LED P4 50K R5 MVOLT UPA BLS DDBXD M2	*269PH2	00194994838548

Accessories: Order as separate catalog number.

Catalog Number	Description	CI Code	UPC
ESXWBA DDBXD U	ESX WBA wall bracket, dark bronze finish	*270S5T	00194995092826
ESX1HS U	ESX1 house side shield, dark bronze finish	*272VS8	00194995602926

BarnGuard LED Security Light

BGR P1 | P2

The BarnGuard LED security light has it all, with its white light, high CRI, instant-on, dusk-to-dawn operation, and low energy consumption. These benefits come at a very affordable price, making BarnGuard a no-brainer upgrade. The BarnGuard maintains the classic aesthetic and always looks the part.



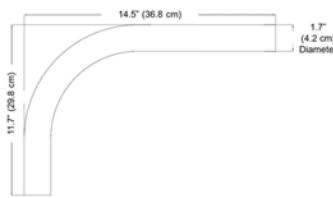

Easy to install with integral slipfitter and direct mount bracket for walls and poles.



Detachable acrylic lens included for traditional style and glare control or remove for cut-off applications.



MVOLT for 120-277V applications; Replaceable photocell



Optional arm mount accessory sold separately (OMA / *136XUY / 00745973700907)

There are millions of mercury vapor and HPS security lights just waiting for an upgrade!

4000K Stock Configurations

Luminaire	Mercury Vapor Replacement Wattage	Lumen Output	Input Power	Voltage	Control Options	Mounting	Finish	Catalog Number	CI Code	UPC
BGR LED P1	175W	4,700	36W	MVOLT (120V - 277W)	Photocell	Slipfitter	Gray	BGR LED P1 40K MVOLT PER DNA	*2679X3	194994252542
BGR LED P2		7,900	56W					BGR LED P2 40K MVOLT PER DNA	*2679X4	194994252559
BGR LED P2								BGR LED P2 50K MVOLT PER DNA	*2679X5	194994252573


CNY LED Canopy

CNY P0 | P1 | P2

The CNY LED canopy luminaires are cost effective solutions to replace up to 250W metal halide canopy lights. A quick mount mechanism, an LED array and diffused lens, and easily affordable prices make CNY easy to install, easy on your eyes, and easy on the wallet.



Discrete LED array and diffused lens for uniform distribution and minimum glare.



Four side entry conduit ports.



14 x 14 beauty place accessory (CNYBCP) ordered and shipped separately.

A quick mount feature means installation in five minutes with no need to open luminaire to install.



4000K Stock Configurations

Luminaire	HID Replacement Wattage	Lumen Output	Input Power	Voltage	Mounting	Finish	Catalog Number	CI Code	UPC
CNY LED P0	CFL, Halogen	3,500	27W	MVOLT (120V - 277W)	Junction Box	Dark Bronze	CNY LED P0 40K MVOLT DDB	*252KS8	193047085991
						White	CNY LED P0 40K MVOLT WH	*252KSA	193047086004
CNY LED P1	70W - 150W	4,500	35W		Surface Mount	Dark Bronze	CNY LED P1 40K MVOLT DDB	*249XPY	191848093320
						White	CNY LED P1 40K MVOLT WH	*249YLK	191848093337
CNY LED P2	150W - 175W	6,600	52W	Pendant Mount	Dark Bronze	CNY LED P2 40K MVOLT DDB	*249XR1	191848093344	


5000K Stock Configurations

Luminaire	HID Replacement Wattage	Lumen Output	Input Power	Voltage	Mounting	Finish	Catalog Number	CI Code	UPC
CNY LED P0	CFL, Halogen	3,500	27W	MVOLT (120V - 277W)	Junction Box	Dark Bronze	CNY LED P0 50K MVOLT DDB	*252KS9	193047085984
CNY LED P1	70W - 150W	4,500	35W		Surface Mount		CNY LED P1 50K MVOLT DDB	*249XR0	191848112076
CNY LED P2	150W - 175W	6,600	52W		Pendant Mount		CNY LED P2 50K MVOLT DDB	*249XR2	191848093351

ESX LED
Area Luminaire



HomeGuard LED
Security Lights



D-Series LED
Floodlights
















TWX LED
Wall-Mount Luminaire



Highlighting the most popular and competitively priced products, the discretionary stock solutions from Lithonia Lighting® simplifies the product selection allowing you to improve productivity and drive sales. Products are stocked in multiple regional warehouses throughout the country. Select configurations are also featured in the Contractor Select® program.



Wall-Mount Luminaires		WPX LED WPX1 WPX2 WPX3 (1,500 – 9,200 lumen range) Architectural looks at stock prices for everyday for wall-mounted needs
		ARC LED ARC1 ARC2 (1,400 – 6,600 lumen range) Visually comfortable illumination and architectural styling to create an affordable lighting upgrade
		TWX LED TWX1 TWX2 TWX3 (2,950 – 13,850 lumen range) Ground-up design with a low initial cost while providing superior performance and a traditional form
Floodlights		HGX LED HomeGuard LED Family (1,700 – 4,100 lumen range) Long-lasting, energy-efficient residential and commercial security floodlighting solution
		QTE LED P1 P2 P3 (2,500 – 6,750 lumen range) Cost-effective, energy-efficient, long-life solution for replacing up to 500W Quartz Halogen floodlamps
		TFX LED TFX1 TFX2 TFX3 TFX4 (7,300 – 41,700 lumen range) Cost-effective, energy-efficient, long-life solution for replacing up to 1000W metal halide floodlights
		DSXF LED DSXF1 DSXF2 DSXF3 (3,000 – 27,000 lumen range) Sleek aesthetics combined with maximum versatility for floodlighting design and renovation applications
		HLF LED LED HLF1 HLF2 (30,000 – 100,000 lumen range) Maximum optic versatility for high output floodlighting when replacing 1000W HID
		RSXF LED RSXF1 RSXF2 RSXF3 RSXF4 (3,000 – 40,000 lumen range) Field adjustable lumens providing one-for-one solutions when replacing metal halide floodlighting
		RSX LED RSX1 RSX2 RSX3 RSX4 (7,000 – 70,000 lumen range) Features breadth of lumens and standard no-drill mounting on round and square poles
Area Luminaires		ESX LED P2 P4 (8,000 – 25,000 lumen range) Complete area lighting package providing everything required to replace 150W to 400W HID luminaires
		BGR LED P1 P2 (4,700 – 7,900 lumen range) White light, instant-on and low energy consumption at an affordable price and easy installation
		CNY LED P0 P1 P2 (3,500 – 6,600 lumen range) Cost-effective canopy luminaire solution with a quick mount mechanism, an LED array and diffused lens

Visit www.lithonia.com for more information.