


ARC LED

Visually Comfortable Wall-Mounted Luminaires

Upgrade Your Expectations

It's time to upgrade your expectations when it comes to upgrading wall-mounted lighting. The all-new Lithonia Lighting® ARC LED wall-mounted luminaires combine visually comfortable illumination and architectural styling to create an affordable lighting upgrade that you can be proud of, while saving 80% in energy costs. No ugly fins, no blinding LED's... ARC LED is your new best choice for wall-mounted luminaires.

With two sizes and lumen packages ranging from 1,500 to 6,500 lumens, the ARC family is ideal for applications from over-the-door lighting to mounting heights of up to 15 feet. Emergency battery pack, photocell, CCT and finish options make the ARC configurable to meet the needs of any application. Since the ARC LED luminaires are made in North America, all these options are available with industry-leading quick delivery.



Quick Facts:

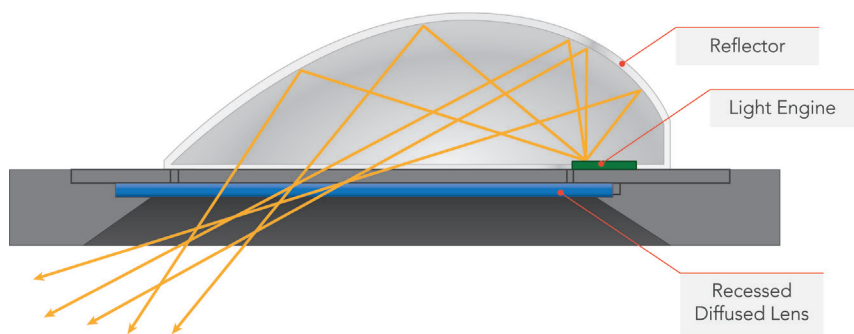
- Visually comfortable optics
- Two sizes deliver 1,500 to 6,500 lumens
- Replace 70W to 250W metal halide
- Integral photocell and battery pack options
- 3000K, 4000K and 5000K CCT (80 CRI)
- DLC Premium listed*
- 5-year limited warranty



* Not all options are DLC premium

ARC LED Wall-Mounted Luminaires

Visually Comfortable Optics

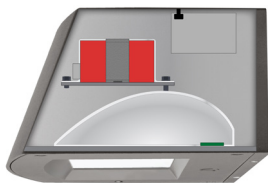


Recessed diffused lens to cut off high angle light and reduce glare. Combination of diffused lens and reflector design has low surface brightness creating a visually comfortable environment with great distribution. LEDs are fully hidden from view to eliminate pixelization and harsh glare.


Key Features



Clean look with no fins for a true architectural style that looks great on any building.



Emergency battery backup integrated into the luminaire housing for a clean aesthetic.



Built-in wet location wiring compartment for applications with no existing junction box.

Ordering Information

ARC LED										
Series & Package		Color Temperature		Voltage		Options		Finish		
ARC1 LED	P1	1,500 Lumens	30K	3000K, 80 CRI	MVOLT	120-277V	E4WH	Emergency battery backup, CEC compliant (4W, 0°C min)	DDBXD	Dark Bronze
	P2	2,000 Lumens							DNAXD	Black
	P3	3,000 Lumens	40K	4000K, 80 CRI			347 ¹	347V	E8WC ²	Emergency battery backup, CEC compliant (8W, -20°C min)
ARC2 LED	P1	1,500 Lumens	50K	5000K, 80 CRI			PE	Photocell, Button Type	DWHXD	White
	P2	2,000 Lumens					FAO ³	Field adjustable light output device (allows for easy adjustment to the desired light levels, from 20% to 100%)	DDLBXD	Textured Dark Bronze
	P3	3,000 Lumens							DDLBXD	Textured Black
	P4	4,000 Lumens							DMG ³	0-10V dimming wires pulled outside fixture (for use with an external control, ordered separately)
	P5	6,500 Lumens					DWHGXD	Textured White		
Consult factory for other finish options										

NOTE:
1. 347V not available with E4WH and E8WC
2. E8WC only available on ARC2
3. FAO and DMG not available together

Visit www.lithonia.com for more information