

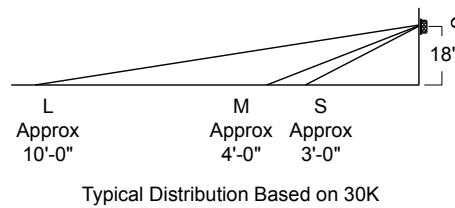
Type:
Project:



HIGHLIGHTS

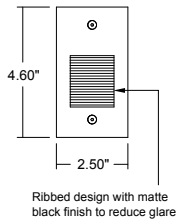
- Rectangular, Round, or Square metal faceplate with three distributions
- Die cast reflector assembly with visible grooved surface painted matte black to reduce glare
- Six static white and six static color LED possibilities
- Both interior and exterior versions have two visible fasteners
- 0-10v dimming driver
- Three antimicrobial polyester powder paint color finishes standard
- Total System Integration features a 5-year limited warranty by Acuity Brands covering all components and construction

DISTRIBUTION

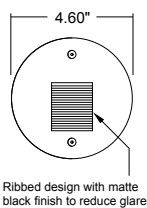


DIMENSIONS

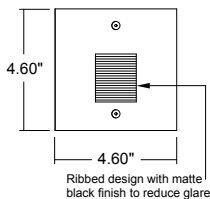
HNLS11 RECT



HNLS11 RND



HNLS11 SQU



LUMEN OUTPUT

** Performance data based upon 30K LED

Fixture	Distribution	Delivered Lumens	Input Watts	Lumens/Watt
HNLS11	Short	36	3	12
	Medium	42	3	14
	Long	54	3	18

CATALOG NUMBER

Example: HNLS11 RECT MVOLT ST 27K ZT MIN5 WL MWAM

Series	Shape	Voltage	Distribution	LED Color Temperature	Control Input	Minimum Dimming Level
HNLS11 Pathfinder Step Light 11	RECT Rectangle RND Round SQU Square	MVOLT 120-277 Volt	LT Long Throw MT Medium Throw ST Short Throw	27K 2700K 30K 3000K 35K 3500K 40K 4000K 50K 5000K AMB Amber GRN Green RED Red BLU Blue CYN Cyan RDO Red-Orange	ZT 0-10V	MIN5 Constant Current, Dimming to 5%

Environment	Finish
INT Interior Location	GWAM Gloss White Antimicrobial
WL Wet Location	SGB Semi-Gloss Black
	MWAM Matte White Antimicrobial
	BA Brushed Aluminum
	BZAM Bronze Antimicrobial
	ABP Antique Brass Paint
	BB Brushed Brass
	BBP Brushed Brass Paint
	BSS Brushed Stainless Steel
	LBPS Light Bronze Paint Smooth
	LSP Light Silver Paint
	PB Polished Brass
	PGP Pale Gold Paint
	PRM Primer Only
	PSS Polished Stainless Steel
	SGW Semi-Gloss White Paint

SPECIFICATIONS

Housing

Metal faceplate assembly with inner die-cast reflector housing. Two exposed fasteners.

Lens

Extruded clear acrylic optic lens concealed in reflector housing.

Finish

Color for faceplate only. Available in five metal finishes with protective clear coat, seven polyester powder paint colors, or three antimicrobial polyester powder paint colors. A primer only finish is also available for field painting. Matte black finish always on reflector assembly.

Mounting

Fixture designed to mount to a Steel City CX single gang deep junction box (by others) or equivalent.

Source

LED available with six static white color temperatures or six static color options all within a 3 MacAdam ellipse.

Circuiting

Single circuit

Dimming Driver

Integral electronic driver for 120 through 277v/50-60Hz input. Standard 0-10V dimming to 5%. THD: <20%. PFC: > 0.90. Complies to FCC CFR Title 47 Part 15, Class B at 120v and Class A at 277v EMI noise rating.

LED Life

Static White: LED light engine is rated for 60,000 hours (L70).
Static Color: LED light engine is rated for 60,000 hours (L70).

Environment

Suitable for dry or wet location, depending upon option selected. Wet location from front of faceplate only. Components on backside of faceplate/recessed into wall are dry location.

Certification

ETL Certified to meet U.S. and Canadian standards conforming to UL1598 and CAN/CSA C22.2 No. 250.0

Government Procurement

BAA – Buy America(n) Act: Product qualifies as a domestic end product under the Buy American Act as implemented in the FAR and DFARS. Product also qualifies as manufactured in the United States under DOT Buy America regulations.

BABA – Build America Buy America: Product qualifies as produced in the United States under the definitions of the Build America, Buy America Act.

Please refer to www.acuitybrands.com/resources/buy-american for additional information.

Warranty

5-year limited warranty. Complete warranty terms located at: www.acuitybrands.com/support/customer-support/terms-and-conditions

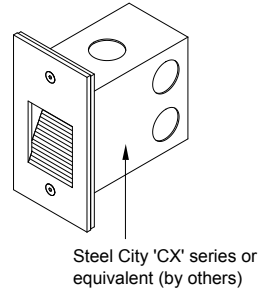
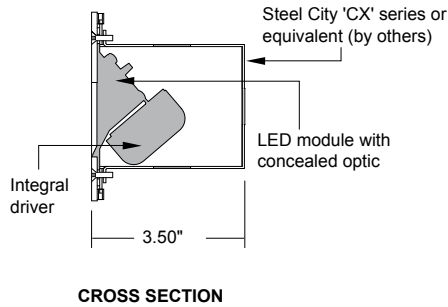
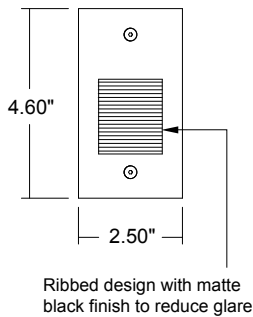
Note: Actual performance may differ as a result of end-user environment and application. All values are design or typical values, measured under laboratory conditions at 25°C. Specifications subject to change without notice.

Lumen Multiplier Table for CCT

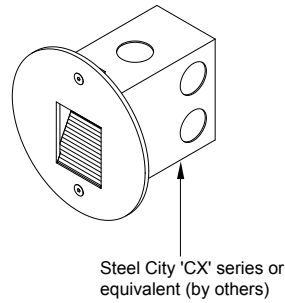
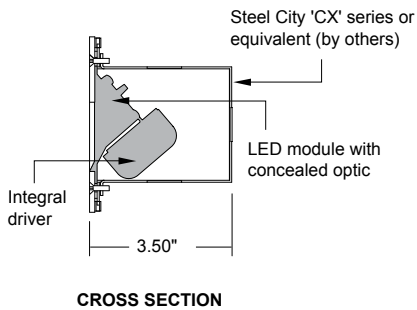
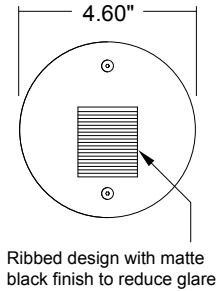
CCT	Multiplier
27K	0.888
30K	1.000
35K	1.031
40K	1.047
50K	1.056
64K	1.052

DIMENSIONS

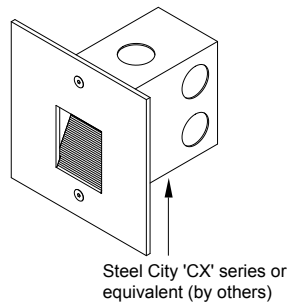
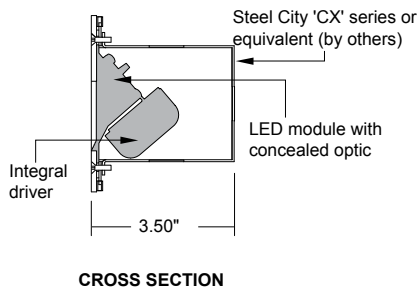
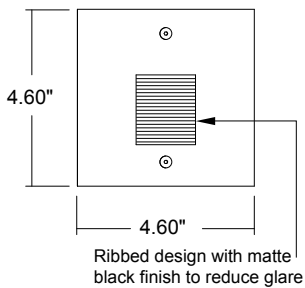
HNLS11 RECT



HNLS11 RND



HNLS11 SQU



WIRING

DIMMING INSTALLATIONS

Read all instructions before installation. Do not make live connections.

The integral dimming driver is designed to the 0-10V IEC dimming specification 60929 and is compatible with common 0-10V dimmers and dimming systems.

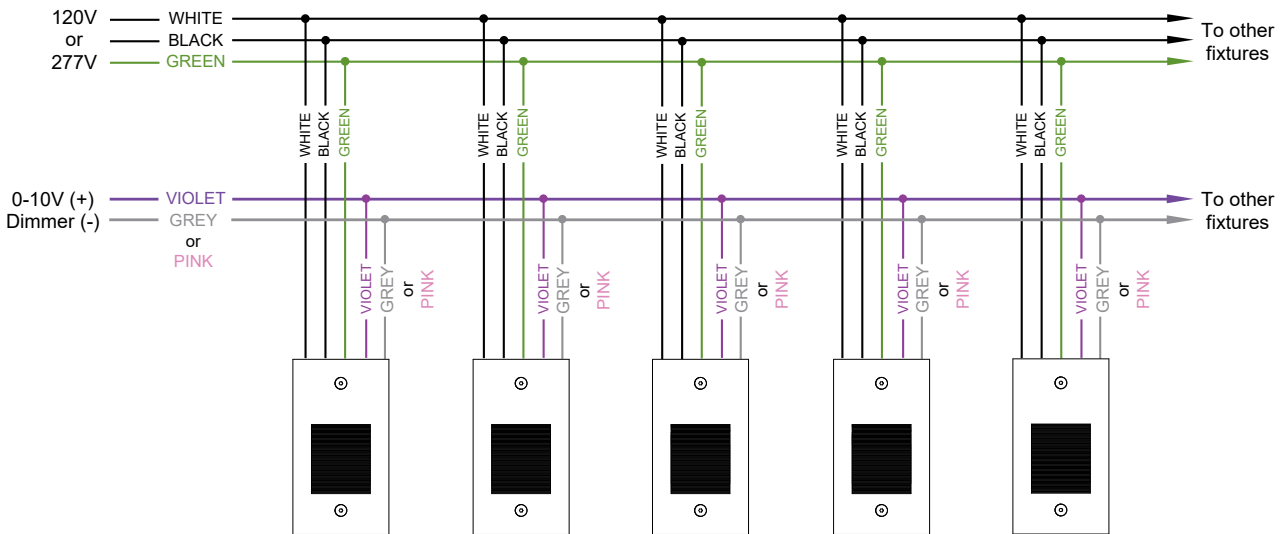
Do NOT connect line voltage to dimming input wires.

Connect WHITE wire to power NEUTRAL.

Connect BLACK wire to power HOT.

Connect VIOLET wire to POSITIVE INPUT of Dimming Control.

Connect GREY or PINK wire to NEGATIVE INPUT of Dimming Control.



Note: For NON-DIMMING installations, cap violet and grey or pink wires separately. Do not cap together.