



WarmDim® & Tunable White Technologies

Make light feel right

3" and 4" Precision
Recessed Luminaires



WarmDim®



Tunable White





Make light feel right

When it comes to how you feel, light means everything. Aculux is enhancing its AX3 and AX4 Series downlights with a new WarmDim® solution, where the color temperature warms perceptibly to a lovely evening glow as dimmed. Tunable White control allows the separate adjustment or programming of both CCT and intensity. Warmer light enhances the ambience of a space making it more relaxed and inviting whereas the cooler light improves energy and focus in task-oriented environments. Cycling between the two can balance the body's circadian rhythms for a feeling of greater wellness. Explore a whole new emotional dimension of light with WarmDim® and Tunable White from Aculux.



WarmDim®

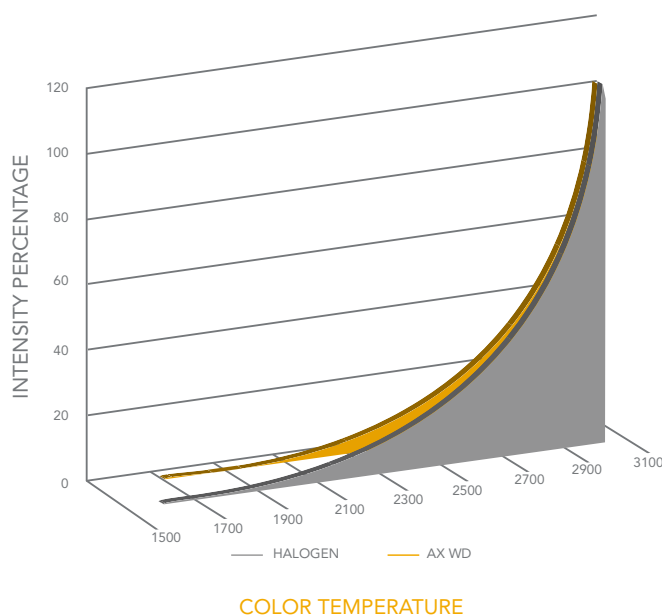
Color temperature warms from 3000K - 1800K when dimmed staying within a 1-step MacAdam ellipse of the Black Body Locus.

Make the mood

Lower the lights and bring an enveloping warmth to any space with WarmDim. New proprietary solution for AX3 and AX4 series downlights, user-controlled WarmDim warms color temperature as light levels are reduced, capturing that warm evening glow and bringing a relaxed and welcoming ambience to a room.

Halogen smooth

Better than any other, AX Series dimming delivers smooth, natural transitions to warmer colors similar to the halogen lights they successfully emulate.





Tunable White

Color temperature can be tuned from 5000K- 2700K while staying within a 2-step MacAdam ellipse of the Black Body Locus.

Right light, right energy

New Tunable white technology for the AX3 and AX4 series downlights allow for the selection of the correlated color temperature (CCT) and intensity of light to create a positive emotional impact on users. Cooler light is key to improved focus and concentration in learning and work environments, or to improve wakefulness during the afternoon lull.

Warmer light evokes the feelings of the setting sun, for a sense of coziness and comfort. Automated controls can be programmed to cycle between the two, optimizing performance and alertness when needed and gently transitioning to relaxation mode, emulating the body's 24-hour circadian rhythms.

Dial it in

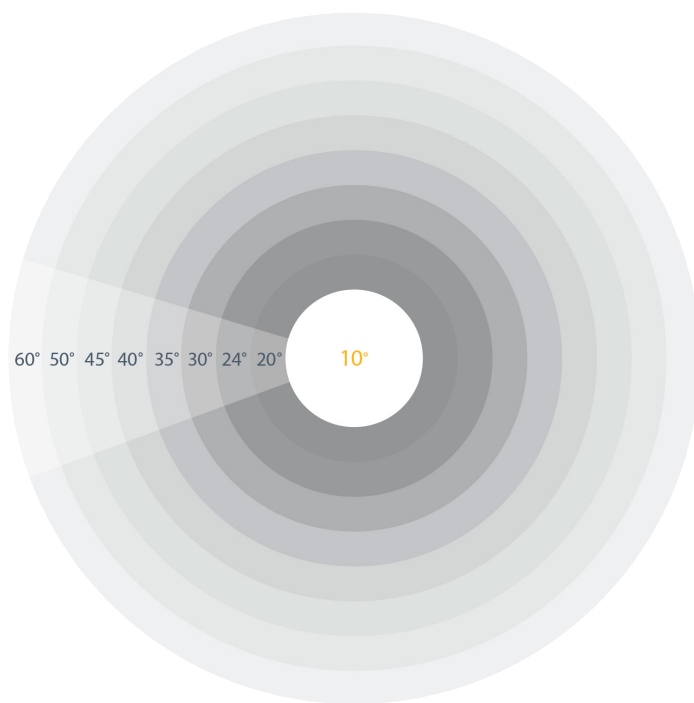
Choose any color temperature from 5000K to 2700K unlimited by manufacturer's presets, allowing you to enjoy precision control over the quality and feel of light.

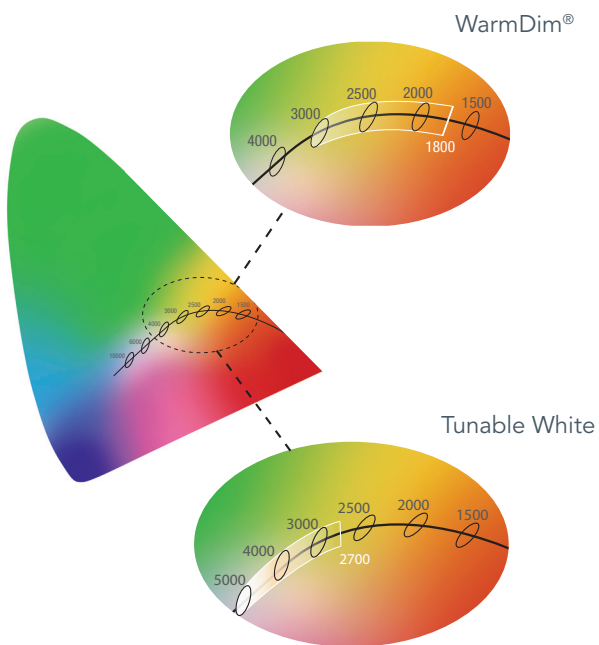




Keep it in focus

Available down to a very narrow true 10° beam, AX Series downlights offer the tightest beam angles on the market for superlative precision and control. Six optional diffusing films broaden the distribution range from 10° to 60° including a batwing option for general illumination.





True colors

With 90+ CRI standardized rendering, 1-step (WarmDim) and 2-step (Tunable White) binning for color consistency and a wide array of available lower outputs, AX Series downlights deliver industry leading performance and color quality.

Specifications at a glance



3" New Construction



4" New Construction

W A R M D I M (3000K-1800K)

	AX3	AX4
Lumens	800 - 1500	800 - 1700
CRI	90+ CRI standard	
Beam Distributions	12° - 60°	10° - 60° + Batwing
Binning	1-step	
Controls	Phase Dimming, 0 - 10V Dimming (less than 1%)	
Options	Chicago Plenum, IC Air-Tight, Wet Location	



3" New Construction



4" New Construction

T U N A B L E W H I T E (5200K-2700K)

	AX3	AX4
Lumens	800 - 2000	1200 - 2200
CRI	90+ CRI standard	
Beam Distributions	20° - 60°	15° - 60° + Batwing
Binning	2-step	
Controls	0 - 10V Dimming (less than 1%), DALI	
Options	Chicago Plenum, IC Air-Tight, Wet Location	



Aculux is precision defined.

Aculux precision luminaires have a well-deserved reputation for quality and innovation in the world of architectural lighting. They were among the first to offer discreet LED recessed adjustables featuring precision geared aiming and field interchangeable optics. Aculux precision recessed luminaires have always led the industry, delivering the highest center beam candlepower and lumens from smaller apertures while maintaining quiet ceilings that blend seamlessly into the architecture. Designed and engineered specifically for residential, hospitality, and corporate interiors, Aculux provides a touch of elegance and sophistication that lights up a room.

ACULUX®

