



# TWH LED LED Wall Luminaire

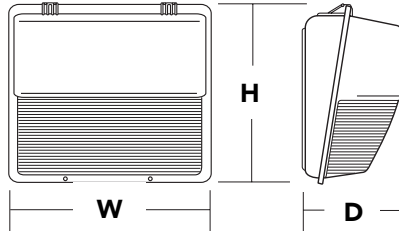


Catalog Number
Notes
Type

Hit the Tab key or mouse over the page to see all interactive elements.

## Specifications

<b>Width:</b>	16-1/4" (41.3 cm)
<b>Height:</b>	15-3/4" (40.0 cm)
<b>Depth:</b>	8" (20.3 cm)
<b>Weight:</b>	28 lbs (12.7 kg)



## A+ Capable Luminaire

This item is an A+ capable luminaire, which has been designed and tested to provide consistent color appearance and system-level interoperability.

- All configurations of this luminaire meet the Acuity Brands' specification for chromatic consistency
- This luminaire is A+ Certified when ordered with DTL® controls marked by a **shaded background**. DTL DLL equipped luminaires meet the A+ specification for luminaire to photocontrol interoperability<sup>1</sup>
- This luminaire is part of an A+ Certified solution for ROAM® or XPoint™ Wireless control networks, providing out-of-the-box control compatibility with simple commissioning, when ordered with drivers and control options marked by a **shaded background**<sup>1</sup>

To learn more about A+, visit [www.acuitybrands.com/aplus](http://www.acuitybrands.com/aplus).

1. See ordering tree for details.
2. A+ Certified Solutions for ROAM require the order of one ROAM node per luminaire. Sold Separately: [Link to Roam](#); [Link to DTL DLL](#)

A+ Capable options indicated by this color background.

## Ordering Information

**EXAMPLE:** TWH LED 30C 1000 50K T3M MVOLT DDBXD

TWH LED	Series	LEDs	Drive current	Color temperature	Distribution	Voltage	Control Options	Other Options	Finish (required)
	TWH LED	10C 10 LEDs (one engine) 20C 20 LEDs (two engines) 30C 30 LEDs <sup>1</sup> (one engine)	1000 1000 mA (1 A)	40K 4000K 50K 5000K <sup>1</sup>	T3M Type III Medium	MVOLT <sup>2</sup> 120 208 240 277 347 <sup>3</sup> 480 <sup>3</sup>	<b>Shipped installed</b> PER NEMA twist-lock receptacle only (no controls) PE Photoelectric cell, button type <sup>4</sup>	<b>Shipped installed</b> SF Single fuse (120, 277, 347V) DF Double fuse (208, 240, 480V) TP Tamper proof screws NOM NOM Certified ELSW Emergency battery backup (standard 0°C), CA Title 20 Noncompliant <sup>5,6</sup> ELCW Emergency battery backup (cold weather -20°C), CA Title 20 Noncompliant <sup>5,6</sup> <b>Shipped separately</b> VG Vandal guard <sup>7</sup>	DDBXD Dark bronze DBLXD Black DNAXD Natural aluminum DWHXD White DDBTXD Textured dark bronze DBLBXD Textured black DNATXD Textured natural aluminum DWHGXD Textured white

## Accessories

Ordered and shipped separately.

DLL127F 1.5 JU	Photocell - SSL twist-lock (120-277V) <sup>8</sup>
DLL347 1.5 CUL JU	Photocell - SSL twist-lock (347V) <sup>8</sup>
DLL480 1.5 CUL JU	Photocell - SSL twist-lock (480V) <sup>8</sup>
DSHORT SBK U	Shorting cap <sup>9</sup>
TWHVG U	Vandal guard accessory <sup>7</sup>
TWHWG U	Wire guard accessory <sup>7</sup>
RK1 PEB SHLD U	Button style photocell shield

For more control options, visit [DTL](#) and [ROAM](#) online.

## NOTES

- 1 30C is not available with 50K.
- 2 MVOLT driver operates on any line voltage from 120-277V (50/60 Hz).
- 3 Not available with 10C option.
- 4 The photocell is not voltage specific when ordering with MVOLT. It will operate from 120-277V.
- 5 Not available with 30C, 347, 480, PER, or SPD.
- 6 Cannot be used in California. Not qualified under CEC T20 requirements.
- 7 VG and WG options cannot be installed together. Requires field modification (only when ordered as a separate accessory). Also available as a separate accessory; see Accessories information at left.
- 8 Requires luminaire to be specified with PER option. Ordered and shipped as a separate line item.
- 9 Included when ordering PER.



COMMERCIAL OUTDOOR

One Lithonia Way • Conyers, Georgia 30012 • Phone: 800-705-SERV (7378) • [www.lithonia.com](http://www.lithonia.com)  
© 2012-2023 Acuity Brands Lighting, Inc. All rights reserved.

TWH LED Classic  
Rev. 10/31/23

## Performance Data

### Lumen Output

Lumen values are from photometric tests performed in accordance with IESNA LM-79-08. Data is considered to be representative of the configurations shown, within the tolerances allowed by Lighting Facts. Contact factory for performance data on any configurations not shown here.

LEDs	Drive Current (mA)	Performance Package	System Watts	Dist. Type	40K (4000K, 70 CRI)					50K (5000K, 70 CRI)				
					Lumens	B	U	G	LPW	Lumens	B	U	G	LPW
10C (10 LEDs)	1000	10C 1000 --K	39W	T3M	3,377	0	3	3	87	3,398	0	3	3	87
20C (20 LEDs)	1000	20C 1000 --K	72W	T3M	6,983	1	3	4	97	7,027	1	3	4	97
30C (30 LEDs)	1000	30C 1000 --K	104W	T3M	8,375	1	3	5	81	8,427	1	3	5	81

### Lumen Ambient Temperature (LAT) Multipliers

Use these factors to determine relative lumen output for average ambient temperatures from 0-40°C (32-104°F).

Ambient	Lumen Multiplier
0°C	1.02
10°C	1.01
20°C	1.00
25°C	1.00
30°C	1.00
40°C	0.98

### Projected LED Lumen Maintenance

Data references the extrapolated performance projections for the **TWH LED 30C 1000** platform in a **25°C ambient**, based on 10,000 hours of LED testing (tested per IESNA LM-80-08 and projected per IESNA TM-21-11).

To calculate LLF, use the lumen maintenance factor that corresponds to the desired number of operating hours below. For other lumen maintenance values, contact factory.

Operating Hours	0	25,000	50,000	100,000
Lumen Maintenance Factor	1.00	0.97	0.93	0.87

### Electrical Load

LEDs	Drive Current (mA)	System Watts	Current (A)					
			120	208	240	277	347	480
10C	1000	39 W	0.36	0.21	0.18	0.16	-	-
20C	1000	72 W	0.67	0.38	0.33	0.29	0.23	0.17
30C	1000	104 W	0.96	0.56	0.48	0.42	0.33	0.24

## Options and Accessories



VG - Vandal guard



WG - Wire guard

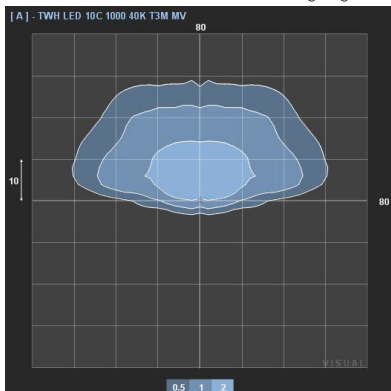
## Photometric Diagrams

To see complete photometric reports or download .ies files for this product, visit Lithonia Lighting's [TWP LED homepage](#). Tested in accordance with IESNA LM-79 and LM-80 standards

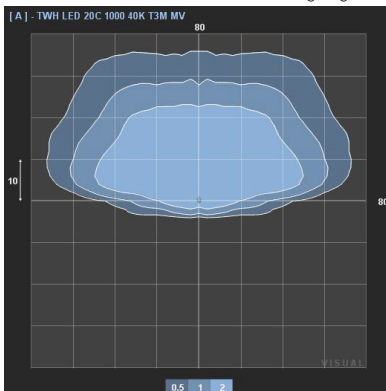
#### LEGEND

- 0.5 fc
- 1.0 fc
- 2.0 fc

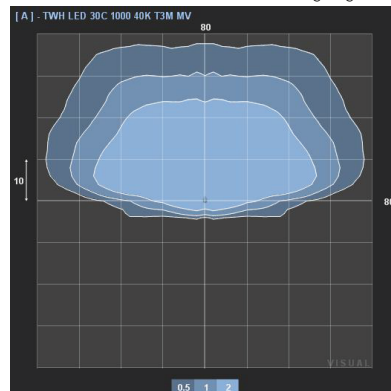
TWH LED 10C 1000 40K T3M MVOLT Mounting height - 10'



TWH LED 20C 1000 40K T3M MVOLT Mounting height - 10'



TWH LED 30C 1000 40K T3M MVOLT Mounting height - 10'



---

## FEATURES & SPECIFICATIONS

### INTENDED USE

The energy savings, long life and easy-to-install design of the TWH LED make it the smart choice for building-mounted doorway and pathway illumination for nearly any facility.

### CONSTRUCTION

Die-cast aluminum housing has an impact-resistant, tempered glass lens that is fully gasketed. Modular design allows for ease of maintenance. The LED driver is mounted to the front casting to thermally isolate it from the light engine for low operating temperature and long life. Housing is completely sealed against moisture and environmental contaminants.

### FINISH

Exterior parts are protected by a zinc-infused Super Durable TGIC thermoset powder coat finish that provides superior resistance to corrosion and weathering. A tightly controlled multi-stage process ensures a minimum 3 mils thickness for a finish that can withstand extreme climate changes without cracking or peeling. Available in textured and non-textured finishes.

### OPTICS

Protective glass lens covers the light engine's precision-molded proprietary acrylic lenses. Light engines are available in 4000K and 5000K configurations.

### ELECTRICAL

Light engine(s) consist of 10 or 30 high-efficacy LEDs mounted to a metal-core circuit board and integral aluminum heat sink to maximize heat dissipation and promote long life (L87/100,000 hrs at 25°C). The electronic driver has a power factor of >90%, THD <20%, and a minimum 2.5 KV surge rating. When ordering the SPD option, a separate surge protection device is installed within the luminaire which meets a minimum Category C low operation (per ANSI/IEEE C62.41.2).

### INSTALLATION

Back housing is separated from front housing, eliminating ballast weight and promoting easy handling. Top 3/4" threaded wiring access. Back access through removable 3/4" knockout. Feed-thru wiring can be achieved by using a conduit tee. Mount on any vertical surface. Not recommended in applications where a sprayed stream of water can come in direct contact with glass lens.

### LISTINGS

UL listed for use in the US and Canada. Suitable for use in wet locations. Rated for -40°C minimum operating temperature.

### WARRANTY

5-year limited warranty. This is the only warranty provided and no other statements in this specification sheet create any warranty of any kind. All other express and implied warranties are disclaimed. Complete warranty terms located at: [www.acuitybrands.com/support/warranty/terms-and-conditions](http://www.acuitybrands.com/support/warranty/terms-and-conditions)

**Note:** Actual performance may differ as a result of end-user environment and application. All values are design or typical values, measured under laboratory conditions at 25°C. Specifications subject to change without notice.

