

FEATURES & SPECIFICATIONS

INTENDED USE — To be powered by Cortez™ series emergency units, exit-unit combos and any battery voltage system between 5VDC and 20VDC output and with adequate wattage capacity. Remote lamp head matches the appearance of the Cortez™ CZQ2L, CZQ4L, CZQ6L series units, as part of an emergency lighting system providing light for the path of egress. **Certain airborne contaminants can diminish the integrity of acrylic and/or polycarbonate.** [Click here for Acrylic-Polycarbonate Compatibility table for suitable uses.](#)

CONSTRUCTION — Die-cast lamp head housing, yoke, and single-gang junction box cover providing wet location protection and heat dissipation. Finishes are texturized powder coat paint for dark bronze, white, black and non-texturized for natural aluminum.

UV stable resin resists discoloration from natural and man-made light sources. Strong, compact and corrosion-resistant with a UL94V-0 flame rating.

Single or twin heads available.

Fully adjustable lamp heads to meet all aiming requirements.

OPTICS — LED, available in 1.2W (LP220L) or 3.3W (SP640L) lamps @ 5VDC-20VDC input.

The typical life of the LED is 10 years. LEDs provide nominal 70 CRI at 5000 K.

LISTINGS — UL wet location listed up to -40 - 131°F (-40 - 55°F). Meets UL 924, NFPA 101 (current Life Safety Code). Meets NFPA 70 (NEC), C22.2 CSA, FCC Title 47, Part 15, Subpart B. Meets NEC and OSHA illumination standards. Meets Mexican standards. Available for sale in California.

WARRANTY — 5-year limited warranty. This is the only warranty provided and no other statements in this specification sheet create any warranty of any kind. All other express and implied warranties are disclaimed. Complete warranty terms located at: www.acuitybrands.com/support/warranty/terms-and-conditions

NOTE: Actual performance may differ as a result of end-user environment and application.

All values are design or typical values, measured under laboratory conditions at 25 °C.

Specifications subject to change without notice.

MOUNTING

All dimensions are inches (centimeters) unless otherwise indicated.

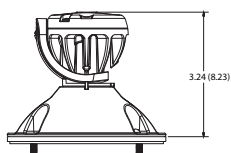
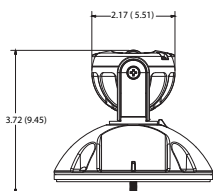
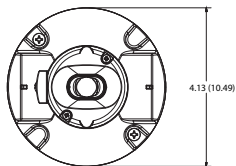
CZQRW LP220L SGL Specifications

Length: 4.13 (10.49)

Depth: 3.24 (8.23)

Height: 4.13 (10.49)

Weight of SGL: 0.7lbs (0.3Kg)



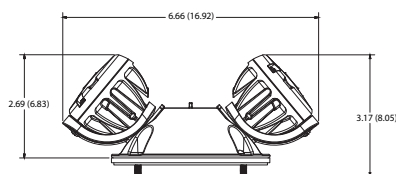
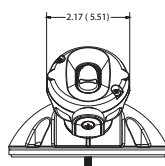
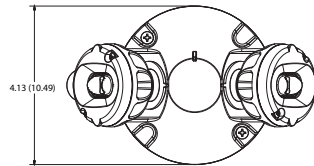
CZQRW LP220L T Specifications

Length: 6.66 (16.92)

Depth: 2.69 (6.83)

Height: 4.13 (10.49)

Weight of T: 1 lb (.45Kg)



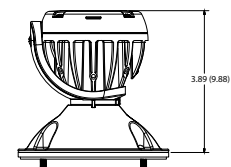
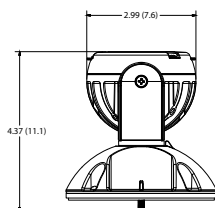
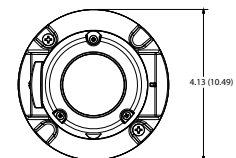
CZQRW SP640L SGL Specifications

Length: 4.13 (10.49)

Depth: 3.89 (9.88)

Height: 4.13 (10.49)

Weight of SGL: 0.9lb (0.4Kg)



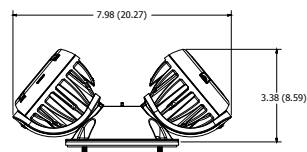
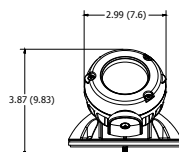
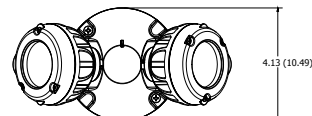
CZQRW SP640L T Specifications

Length: 7.98 (20.27)

Depth: 3.38 (8.59)

Height: 4.13 (10.49)

Weight of T: 1.7lbs (.77Kg)



Catalog Number
Notes
Type

Cortez™

LED Wet Location Emergency Remote

CZQRW



CZQRW LP220L DDBTXD SGL



CZQRW LP220L DDBTXD T



CZQRW SP640L DDBTXD SGL



CZQRW SP640L DDBTXD T



CZQRW Cotrez™ LED Wet Location Emergency Remote

ORDERING INFORMATION

For shortest lead times, configure product using **bolded options**.

Example: CZQRW SP640L DDBTXD T

Series	Voltage	Lamp Type	Housing Color	Number of lamps
CZQRW Cotrez™ LED Wet Location Emergency Remote	(blank) Universal DC Voltage	LP220L 110 lumen, 1.2 watt, linear pattern, 5VDC-20VDC input SP640L 320 lumen, 3.3 watt, spot pattern, 5VDC-20VDC input	DDBTXD Dark bronze textured DBLXD Black DWHXD White DNAXD Natural aluminum	SGL Single T Twin¹

Notes

1 For twin (T) remote, multiply lumens and watts by 2.

BATTERY CAPACITY AND LOADING				
Battery Option (LTP Only)	Battery Voltage	Total Capacity 90 Minutes	LP220L (1.2 Watts each) Maximum # Remote Lamps¹	SP640L (3.3 Watts each) Maximum # Remote Lamps¹
CZQ2L LTP	9.6V	4.8 watts	2	0
CZQ4L LTP	9.6V	11 watts	3	1
CZQ4L LTP HO	9.6V	22 watts	12	4
CZQ4L LTP EHO	12.8V	32 watts	21	7
CZQ6L LTP	9.6V	11 watts	0	0
CZQ6L LTP HO	9.6V	22 watts	9	3
CZQ6L LTP EHO	12.8V	32 watts	17	6
CZQ6L LLH LTP	9.6V	11 watts	9	3
CZQ6L LLH LTP HO	9.6V	22 watts	18	6
CZQ6L LLH LTP EHO	12.8V	32 watts	26	9

Notes

1 These are in addition to the lamp heads on the product.