

FEATURES & SPECIFICATIONS

INTENDED USE — Provides a minimum of 90 minutes illumination for the rated wattage upon loss of AC power to meet and exceed code required emergency lighting. Ideal for applications requiring attractive LED unit equipment with quick installation and unparalleled performance for mounting heights from 7.5' to 30'. **Certain airborne contaminants can diminish the integrity of acrylic and/or polycarbonate.** [Click here for Acrylic-Polycarbonate Compatibility table for suitable uses.](#)

CONSTRUCTION — The housing is a standard white (black optional) thermoplastic with a compact and low-profile contemporary design. It is 5VA flame rated, impact-resistant, scratch-resistant and corrosion proof. The UV-stable resin resists discoloration from natural and man-made light sources. There is a low-profile, integrated and back-lit test switch with an easily visible multi-color LED status indicator. The back-plate contains a universal j-box mounting pattern to facilitate ease of installation on a wide variety of j-boxes and the front housing allows tool-less access for ease of maintenance.

The lamp heads have a unique track-and-swivel arrangement permitting full range of direction of optical aiming.

OPTICS — The CZQ4L features two high-performance LEDs rated at 3.3 watts per lamp head and delivers a total of 640 lumens in a spot pattern (SP640L).

The CZQ6L features three high-performance LEDs rated at 5.3 watts per lamp head and delivers a total of 1,100 lumens in a spot pattern (SP1100L).

The typical life of an LED is 10 years. The LED light sources typically never need to be replaced under normal conditions for normal off applications.

LEDs provide nominal 70 CRI at 5000 K.

ELECTRICAL — Orderable in multiple voltages (see ordering tree for specific voltages.)

Current-limiting charger maximizes battery life and minimizes energy consumption to provide low operating costs. Small battery chargers Certified in the CA Title 20 Appliance Efficiency Database.

Short-circuit protection — current-limiting charger circuitry protects printed circuit board from shorts.

Regulated charge voltage maintains a stable charge voltage over a wide range of line voltages.

Prevents over/undercharging that shortens battery life and reduces capacity. Filtered charger input minimizes charge voltage ripple and extends battery life.

BATTERY: Sealed, maintenance-free nickel-cadmium (CZQ4L only) or Lithium Iron Phosphate battery. Optional High-Output (HO option) and Extra High Output (EHO option), LTP battery type only, provides a wide variety of remote capacities and/or extended run-times.

SELF-DIAGNOSTICS and REMOTE TEST (SDRT and AELR option):

Automatic 24-hour recharge after a 90-minute discharge.

Advanced electrical design provides constant light output throughout the entire discharge period.

Brownout protection is automatically switched to emergency mode when supply voltage drops below approximately 80 percent nominal of 120, 220, 277 or 347. Other input voltages may vary.

AC/LVD reset allows battery connection before AC power is applied and prevents battery damage from deep discharge.

Self-Diagnostics: Continuously monitors AC functionality. Test switch and remote tester (RTKITHLP accessory) provide manual activation of 30-second diagnostic testing for on-demand visual inspection. Standard derangement monitoring will indicate disconnected battery, charger failure and displays green flashing indicator light while in emergency mode. Single multi-chromatic LED indicator to display two-state charging, test activation and three-state self-diagnostics.

Self-diagnostic testing: Five minutes every 30 days and 90 minutes annually. Diagnostic evaluation of lamps, AC to DC transfer, battery charging and condition of microprocessor. Automatic test is easily postponed for eight hours by activating manual test switch or use of remote tester (RTKITHLP accessory).

AELR option: STAR (Self-testing Automated Reporting) radio transmits monthly and annual test results and diagnostics information for automated reporting requirements. For more information visit AcuityBrands.com/STAR

INSTALLATION — Wall and ceiling mount standard. Blind-mate connector ensures easy installation and safe maintenance. 7/8" entrance provision at top of unit for standard 1/2" conduit entry. Tool-less removal of front cover from back-plate for ease of installation and maintenance.

GOVERNMENT PROCUREMENT — BAA — Product with the BAA option qualifies as a domestic end product under the Buy American Act as implemented in the FAR and DFARS. Product with the BAA option also qualifies as manufactured in the United States under DOT Buy America regulations.

BABA — Build America Buy America: Product with the BAA option also qualifies as produced in the United States under the definitions of the Build America, Buy America Act.

Please refer to www.acuitybrands.com/buy-american for additional information.

LISTINGS — UL damp location listed standard and wet location listed when used with the CZWPVS accessory, all at 50-104°F (10-40°C). Meets or exceeds all applicable requirements for UL 924, NFPA 101 (current Life Safety code), NFPA 70 (NEC), NOM (Norma Oficial Mexicana), California Energy Commission Title 20 section 1605.3 (W)(4), FCC Title 47, Part 15, Subpart B and OSHA. List and labeled to comply with Canadian Standards C22.2 No. 141-10.

WARRANTY — 5-year limited warranty. This is the only warranty provided and no other statements in this specification sheet create any warranty of any kind. All other express and implied warranties are disclaimed. Complete warranty terms located at: www.acuitybrands.com/support/warranty/terms-and-conditions

NOTE: Actual performance may differ as a result of end-user environment and application.

All values are design or typical values, measured under laboratory conditions at 25 °C. Specifications subject to change without notice.

Catalog Number
Notes
Type

Cortez™

Contemporary Commercial LED Emergency Light



CZQ4L
640 Lumens

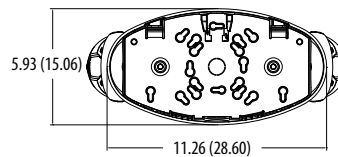
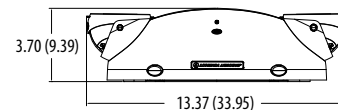
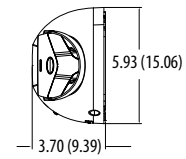
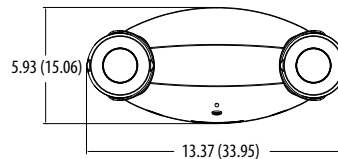
CZQ6L
1100 Lumens

LITHIUM IRON PHOSPHATE
NICKEL CADMIUM



MOUNTING

All dimensions are inches (centimeters) unless otherwise indicated.



Specifications

Length: 13 3/8 (33.95)

Depth: 3 45/64 (9.39)

Height: 5 15/16 (15.06)

Weight: CZQ4L 3 lb (1.4kg)

Weight: CZQ6L 3 lb (1.4kg)

Weight: CZQ6L HO 3.5 lbs (1.59 kg)

Weight: CZQ6L EHO 3.75 lbs (1.7 kg)



† Small Battery Chargers Certified in the CA Title 20 Appliance Efficiency Database.

CZQ4L-CZQ6L Cortez™ Contemporary Commercial LED Emergency Light

NICKEL CADMIUM BATTERY MODELS

ORDERING INFORMATION For shortest lead times, configure product using **bolded options**.

Example: CZQ4L

Series	Lamp Type	Housing Color	Voltage	Battery Type	Automatic Testing	Options
CZQ4L ¹ 640 lumens, adjustable optics	(blank) SP640L 640 lumen, 6.6 watt, Spot Pattern, two lamp	(blank) White B Black	(blank) 120-277 VAC, 50/60Hz UVOLT 120 - 347 VAC, 50/60Hz	(blank) Nicad	(blank) None	(blank) none CZWPVS Wet protective vandal shield ² BAA Buy America(n) Act and/or Build America Buy America Qualified PM Pendant mount ³

Notes

- Does not support remote loads.
- Must be ordered when using for wet location applications. CZWPVS breaks out and ships separately and color will match (ex: CZWPVS LRG B). Decreases delivered lumens up to 20%.
- Pendant mount option will include a 12" long 3/8-16 UNC threaded rod and hardware. Not available with any other lengths.

LITHIUM IRON PHOSPHATE BATTERY MODELS

ORDERING INFORMATION For shortest lead times, configure product using **bolded options**.

Example: CZQ6L UVOLT LTP SDRT

Series ¹	Lamp Type	Housing Color	Voltage	Battery Type	Automatic Testing	Options
CZQ4L 640 lumens, adjustable optics	(blank) SP640L 640 lumen, 6.6 watt, Spot Pattern, two lamp	(blank) White B Black	UVOLT 120 - 347 VAC, 50/60Hz	LTP Lithium Iron Phosphate	(blank) none ²	LLH Less lamp heads ⁴
CZQ6L 1100 lumens, adjustable optics	(blank) SP1100L 1100 lumen, 10.6 watt, Spot Pattern, two lamp				SDRT Self-diagnostics, remote test	HO High-output battery
					AELR Automatic Emergency Lighting Reporting ³	EHO Extra High-output battery
						CZWPVS Wet protective vandal shield ⁵
						BAA Buy America(n) Act and/or Build America Buy America Qualified
						PM Pendant mount ⁶

Notes

- Extended run-time or remote capacity is standard. CZQRE and CZQRW style remotes are compatible with both SDRT and non-SDRT versions (see page 3).
- Only available with CZQ4L.
- SDRT required. AELR radio transmits monthly and annual test results and diagnostics information for automated reporting requirements. Only available with LTP battery type. Not available with BAA option.
- CZQ4L with LLH (less lamp heads) not available with SDRT. Order CZQ6L with LLH if SDRT is required.
- Must be ordered when using for wet location applications. CZWPVS breaks out and ships separately and color will match (ex: CZWPVS LRG B). Decreases delivered lumens up to 20%.
- Pendant mount option will include a 12" long 3/8-16 UNC threaded rod and hardware. Not available with any other lengths.

Other Accessories: Order as separate catalog number.

CZWPVS LRG W	Wet protective vandal shield, white (must be used for wet location applications)
CZWPVS LRG B	Wet protective vandal shield, black (must be used for wet location applications)
ELA WG1	Wireguard, 13 3/4"H x 15 1/4"W x 6"D
RTKITHLP	Remote test kit, up to 40' away (includes goggles, laser and battery)






CZQ4L-CZQ6L mounted inside the CZWPVS

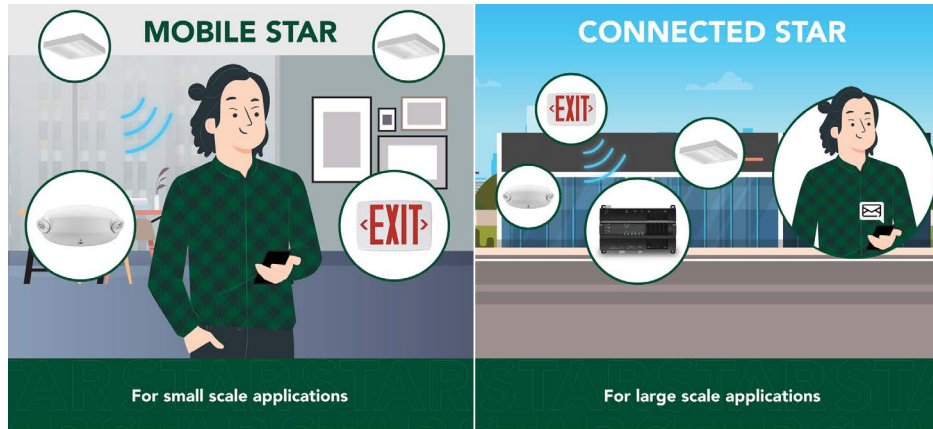
CZQ4L-CZQ6L Cortez™ Contemporary Commercial LED Emergency Light

Enabled with STAR

Emergency Lighting with Self-Testing Automated Reporting (STAR), enables self-testing and automated reporting to aid in life safety code compliance. Build your solution and choose your preferred deployment from Mobile STAR, where test data is logged in each individual unit and broadcast to the CIAIRity™+ app, or Connected STAR, where test data is logged in the STAR Gateway by IOTA® and emailed directly. **Leave the ladders, disruptions and written records behind with emergency lighting solutions with STAR!**

Life Safety Code NFPA 101 testing and reporting requirements for emergency lighting include:

-  Testing for 30 seconds every 30 days
-  Testing for 90 minutes once a year
-  Record keeping and to report to the authority having local jurisdiction



REMOTES

BATTERY CAPACITY AND LOADING					
Battery Option (LTP Only)	Battery Voltage	Total Capacity 90 Minutes	LP220L (1.2 Watts each) Maximum # Remote Lamps ¹	SP640L (3.3 Watts each) Maximum # Remote Lamps ¹	SP1100L (5.3 Watts each) Maximum # Remote Lamps ^{1,2}
CZQ4L LTP	9.6V	11 watts	3	1	0
CZQ4L LTP HO	9.6V	22 watts	12	4	2
CZQ4L LTP EHO	12.8V	32 watts	21	7	6
CZQ6L LTP	9.6V	11 watts	0	0	0
CZQ6L LTP HO	9.6V	22 watts	9	3	2
CZQ6L LTP EHO	12.8V	32 watts	17	6	4
CZQ6L LLH LTP	9.6V	11 watts	9	3	2
CZQ6L LLH LTP HO	9.6V	22 watts	18	6	4
CZQ6L LLH LTP EHO	12.8V	32 watts	26	9	6

Notes

- 1 These are in addition to the lamp heads on the product.
- 2 CZQRW not available in SP1100L. For SP1100L wet location applications, order CZQRE with CZWPVS.

Compatible Remotes^{1,2,3}

LTP Compatible Remote Accessories: Order as separate catalog number.	
CZQRE LP220L SGL	Single LED Indoor remote head, white.
CZQRE LP220L T	Twin LED Indoor remote heads, white.
CZQRE SP640L SGL	Single LED Indoor remote head, white.
CZQRE SP640L T	Twin LED Indoor remote heads, white.
CZQRE SP1100L SGL	Single LED Indoor remote head, white.
CZQRE SP1100L T	Twin LED Indoor remote heads, white.
CZQRW LP220L DWHXD SGL	Single LED Wet Location remote head, white.
CZQRW LP220L DWHXD T	Twin LED Wet Location remote heads, white.
CZQRW SP640L DWHXD SGL	Single LED Wet Location remote head, white.
CZQRW SP640L DWHXD T	Twin LED Wet Location remote heads, white.

Notes

- 1 Compatible with SDRT and non-SDRT versions.
- 2 CZQRW not available with SP1100L lamp type. See CZQRW spec sheet for color options.
- 3 Order CZWPVS accessory for wet location listing and vandal protection for CZQRE.



CZQ4L-CZQ6L Cortez™ Contemporary Commercial LED Emergency Light

SPECIFICATIONS

ELECTRICAL			
Primary Circuit			
Type	Volts	Input amps	Watts
Nicad	120	0.032	3.15
	347	0.036	3.15
Lithium Iron Phosphate (SDRT)	120	0.028	2.78
	347	0.033	2.78
Lithium Iron Phosphate (HO option)	120	0.046	4.77
	347	0.046	4.77
Lithium Iron Phosphate (EHO option)	120	0.052	5.95
	347	0.045	5.95

BATTERY CAPACITY FOR EXTENDED RUN-TIMES				
Battery Option	Total Capacity 2 hours	Remote Capacity 2 hours*	Total Capacity 4 hours	Remote Capacity 4 hours*
CZQ4L - LTP	8.25 watts	NA	NA	NA
CZQ4L - HO	16.5 watts	9.9 watts	8.25 watts	NA
CZQ4L EHO	24 watts	17.4 watts	12 watts	5.4 watts
CZQ6L - LTP	8.25 watts**	8.25 watts**	NA	NA
CZQ6L HO	16.5 watts	5.9 watts	8.25 watts**	8.25 watts**
CZQ6L EHO	24 watts	13.4 watts	12 watts	12 watts**

* Remote capacity left after using standard lamps shipped mounted on luminaire. CZQ4L standard high performance LED lamp heads are rated at 3.3 watts each, delivering a total of 640 lumens. CZQ6L standard high performance LED lamp heads are rated at 5.3 watts each, delivering a total of 1,100 lumens. These lamps are different in both wattage and performance from the LT24 compatible remotes.

** LLH option only

BATTERY			
Nicad (6V)			
Typical Shelf life ¹	Typical life ¹	Maintenance ²	Temperature range ^{3,4}
3 years	6-8 years	none	50-104°F (10-40°C)
Lithium Iron Phosphate (standard and HO option) (9.6V)			
Typical Shelf life ¹	Typical life ¹	Maintenance ²	Temperature range ^{3,4}
1 year	6-8 years	none	50-104°F (10-40°C)
Lithium Iron Phosphate (EHO option) (12.8V)			
Typical Shelf life ¹	Typical life ¹	Maintenance ²	Temperature range ^{3,4}
1 year	6-8 years	none	50-104°F (10-40°C)

Notes

- At 77°F ambient temperature, charge/discharge cycles and prolonged full discharge may reduce useful life.
- All life safety equipment, including emergency lighting for path of egress must be tested in accordance with all National Fire Protection Association (NFPA) and local codes. Failure to perform the required testing could jeopardize the safety of occupants and will void all warranties.
- Temperature range where unit will provide capacity for 90 minutes. Higher and lower temperatures affect life and capacity.
- Battery life is negatively impacted by many variables including temperature, charging rates, number of cycles and deep discharges due to long periods of time without AC power.

SPACING GUIDELINES

*Note: To see complete photometric report or download the .ies file for this product, visit Holophane CZQ4L or CZQ6L home page.

Maximum Spacing Guidelines — CZQ4L ¹						
Mounting Height	Illumination Level	Single Luminaire		Multiple Luminaire		Application Notes
		3' Path of Egress	6' Path of Egress	3' Path of Egress	6' Path of Egress	
7.5'	1FC Avg ¹	62'	58'	67'	60'	100' Corridor, 8' wide, and 12' high with 80/50/20 reflectances
10'	1FC Avg ¹	62'	58'	67'	60'	
7.5'	1FC Avg ¹	52'	40'	66'	58'	Retail open area: 200' X 15' X 30' with 80/50/20 reflectances
10'	1FC Avg ¹	52'	48'	64'	60'	
12'	1FC Avg ¹	52'	48'	62'	59'	
16'	1FC Avg ¹	52'	44'	61'	58'	
20'	1FC Avg ¹	44'	42'	60'	58'	
24'	1FC Avg ¹	34'	34'	42'	58'	

Maximum Spacing Guidelines — CZQ6L ¹						
Mounting Height	Illumination Level	Single Luminaire		Multiple Luminaire		Application Notes
		3' Path of Egress	6' Path of Egress	3' Path of Egress	6' Path of Egress	
7.5'	1FC Avg ¹	76'	74'	98'	90'	100' Corridor, 8' wide, and 12' high with 80/50/20 reflectances
10'	1FC Avg ¹	76'	74'	98'	88'	
7.5'	1FC Avg ¹	60'	48'	77'	68'	Retail open area: 200' X 15' X 30' with 80/50/20 reflectances
10'	1FC Avg ¹	78'	56'	85'	82'	
12'	1FC Avg ¹	68'	66'	77'	74'	
16'	1FC Avg ¹	72'	68'	72'	74'	
20'	1FC Avg ¹	66'	64'	70'	68'	
24'	1FC Avg ¹	66'	56'	65'	62'	

Notes:

- Also meets the additional illumination requirements of NFPA 101: 1FC minimum and max/min ration of 40:1.

