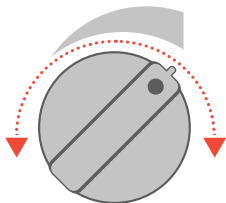


HomeGuard LED Security Floodlight

HGX LED 2RH ALO SWW2 120 PIR



Set Motion Sensor Dial

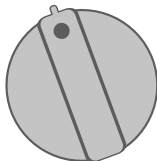


MOTION

Motion Sensitivity:

Set dial right to increase motion sensitivity.

TEST 1M 5M



MODE

Time Setting:

TEST: Installation mode

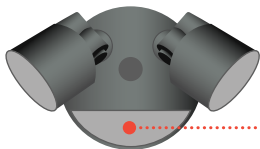
1M: One minute*

5M: Five minutes*

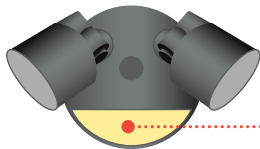
* Turns off after motion stops

HomeGuard LED Security Floodlight


Accent Light Operation



Daylight detected through sensor and all lights are off.




During dusk-to-dawn operation, accent light turns on.



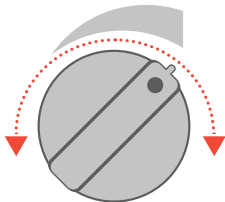
Dusk-to-dawn operation and motion is detected, light heads activate.

Set Daylight Sensor Dial



Light Sensor:

Senses amount of daylight and prevents lights from activating during the day.



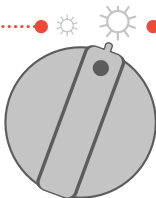
Dial:

Set dial to left position to activate with more light and set dial to right position to activate with less light.



Set Brightness Dial

Set dial here
for **dim**
brightness



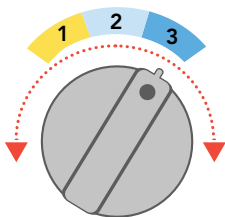
Set dial here
for **full**
brightness

DIM

Set Light Color Dial

Choose your
light color.

1. Warm
2. Cool
3. Daylight



Note:

Color switching
only affects the
heads. The accent
light stays on 4000K
cool light only.

COLOR



For more detailed
information, reference
HGX Installation Instructions