

## DIGITAL NAVIGATION

[Ordering Tree](#) [nLight Platform](#) [Controls](#) [Dimensions](#) [Performance](#)

## FEATURES & SPECIFICATIONS

**INTENDED USE** — Available in 1X4, 2X2, and 2X4 configuration, STACK provides both functionality and efficiency. STACK is the ideal choice for many recessed commercial applications. The wide center basked and curved matte reflector allow STACK to deliver a high quality of light while maintaining optimal performance.

### • Less than 2" in depth.

- A high level of configurability allows you to choose the perfect solution for your space.
- Available 0-10v dimming to 1%
- Long-life LEDs deliver 80% lumen maintenance at 60,000 hours

The STACK lay-in delivers low glare, ambient lighting in a popular center-basket design. A typically configured STAK features a **Unified Glare Rating (UGR)** starting at 16, UGR data available on [page 6](#). The slim profile of the luminaire, coupled with energy-saving LED technology make STACK an ideal choice for renovation or new construction. The STACK lay-in offers a high-quality, cost-effective LED lighting solution for schools, offices, retail, healthcare facilities and other commercial spaces.

**CONSTRUCTION** — The reflector is finished with a glare reducing matte white paint for improved aesthetics and increased light diffusion. End plates contain easy-to-position clips allowing the luminaire to be securely attached to the T grid. Diffusers are extruded from impact modified acrylic for increased durability. LED boards are accessible from the room-side, and drivers are accessible from the plenum.

**Integrated Sensor (nLight® Wired Networking):** This sensor is nLight-enabled, meaning it has the ability to communicate over an nLight network. When wired, using CAT-5 cabling, with other nLight-enabled sensors, power packs, or WallPods, an nLight control zone is created. Once linked to a Gateway, directly or via a Bridge, the zone becomes capable of remote status monitoring and control via SensorView software.

**Integrated Smart Sensor (nLight Air Wireless Platform):** The RES7 sensor is nLight AIR enabled, meaning it has the ability to communicate over the wireless nLight control platform. It is available with an automatic dimming photocell, and either a digital PIR or a microphonics (PDT) dual technology occupancy sensor. It pairs to other luminaires and wall switches through our mobile app, **CLAIRITY+**, which allows for simple sensor adjustment

**Integrated Wireless Sensor (single room control):** Sensor Switch™ VERTEX JOT or JOTVX15 luminaire-embedded occupancy and ambient light sensor allows the luminaire to power off when the space is unoccupied or when enough ambient light is entering the space. See page 7 for more details on the integrated wireless sensor.

**INSTALLATION** — With a depth of only 1.9", STACK makes for an easy installation, especially in restrictive plenum applications. STACK fits into standard 15/16" and narrow 9/16" T-grid ceiling systems. Suitable for damp location.

**ELECTRICAL** — Long-life LED's, coupled with high-efficiency drivers provide superior quality of light and an extended service life. 80% LED lumen maintenance at 60,000 hours (L80/60,000). 0-10 volt dimming driver, dims to 1%.

**OPTICS** — Volumetric illumination is achieved by creating an optimal mix of light to walls, partitions and vertical and horizontal work surfaces – rendering the interior space, objects and occupants in a more balanced, complimentary luminous environment. A high performance acrylic diffuser conceals LED's and efficiently delivers light in a volumetric distribution.

**LISTINGS** — CSA certified to meet US and Canadian standards. Damp location listed. IC rated. DesignLights Consortium® (DLC) Premium qualified product and DLC qualified product. Not all versions of this product may be DLC Premium qualified or DLC qualified. Please check the DLC Qualified Products List at [www.designlights.org/QPL](#) to confirm which versions are qualified.

**WARRANTY** — 5-year limited warranty. This is the only warranty provided and no other statements in this specification sheet create any warranty of any kind. All other express and implied warranties are disclaimed. Complete warranty terms located at: [www.acuitybrands.com/support/warranty/terms-and-conditions](#)

**Note:** Actual performance may differ as a result of end-user environment and application. All values are design or typical values, measured under laboratory conditions at 25 °C. Specifications subject to change without notice

Catalog Number
Notes
Type

## LED Center Element Lay-In

# STACK



### Specifications

Length 1X4, 2X4: 47 3/4" (121.2)

Length 2X2: 23-3/4" (60.3)

Width 2X2, 2X4: 23-3/4" (60.3)

Width 1X4: 11-3/4" (29.8)

Depth: 1.9" (4.8)

All dimensions are inches (centimeters) unless otherwise specified.



eldoLED



## CSA+ Capable Luminaire

This item is an A+ capable luminaire, which has been designed and tested to provide consistent color appearance and out-of-the-box control compatibility with simple commissioning when used with Acuity Brands controls products.

*All configurations of this luminaire are calibrated and tested to meet the Acuity Brands' specifications for chromatic consistency – including color rendering, color fidelity, and color temperature tolerance around standard CIE chromaticity coordinates.*

To learn more about Acuity A+ standards, specifications, and testing visit [www.acuitybrands.com/aplus](#).



Items marked by a shaded background qualify for the Design Select program and ship in 15 days or less. To learn more about Design Select, visit [www.acuitybrands.com/designselect](#). \*See ordering tree for details

STACK LED Center Element Troffer

ds Design Select options indicated by this color background.

ORDERING INFORMATION Lead times will vary depending on options selected. Consult with your sales representative. Example: STAK 2X4 5000LM 80CRI 40K COL MIN10 ZT MVOLT

Series	Size	Lumens	CRI	Color Temperature	Lens	Minimum Dimming	Dimming ‡	Voltage
STAK	1X4 1'x4'	3000LM	80CRI 80 CRI	30K 3000K	COL Curved Opal Lens	MIN1 Dims to 1% ‡	(blank) none	MVOLT 120-277V
		4000LM	90CRI 90 CRI	35K 3500K	COLT Curved Opal Lens with Trim	MIN10 Dims to 10%	EZT eldoLED 0-10V Dimming ‡	120 120V
		5000LM		40K 4000K			ZT Generic 0-10V Dimming	277 277V
		6000LM		50K 5000K				347 347V ‡
		7200LM						
	2X4 2'x4'	3000LM						
		4000LM						
		5000LM						
	2X2 2'x2'	6000LM						
		7200LM						
		2000LM						
		3000LM						
		4000LM						
		5000LM						

Step Level Dimming Option	Emergency Options	Controls Input	Sensor
SLD Step-level dimming ‡	E7W EM battery pack, 7W, CA Title 20 Noncompliant ‡	(blank) No Control Input	(blank) No Sensor or Control Input function only, if selected.
	E10WLCP EM Self-Diagnostic battery pack, 10W Constant Power, Certified in CA Title 20 MAEDBS ‡	SSE Sensor Switch Embedded	APIR Occ sensing with passive infrared - on/off functionalityand auto dimming photocell
	E15WLCP EM Self-Diagnostic battery pack, 15W Constant Power, Certified in CA Title 20 MAEDBS ‡		APDT Occ sensor dual tech (passive infrared & microphonics) and auto dimming photocell
	GTD Generator Transfer Device ‡		VPIR8 Vertex low-profile on/off occupancy PIR occupancy sensor with VLP programming at 8ft mounting height
			VAPIR8 Vertex low-profile on/off occupancy sensor with auto dimming photocell with VLP programming at 8ft mounting height
			VPIR15 Vertex low-profile on/off occupancy PIR occupancy sensor with VLP programming at 15ft mounting height
			VAPIR15 Vertex low-profile on/off occupancy sensor with auto dimming photocell with VLP programming at 15ft mounting height
		NLIGHT nLight enabled	(blank) No sensor, Control Input function only
		NLIGHTER nLight enabled, for use with generator supply EM power	PIR Occ sensing with passive infrared - on/off functionality
		NLIGHTLM nLight enabled with lumen management	PDT Occ sensor dual tech (passive infrared & microphonics)
		NLIGHTERLM nLight enabled with lumen management, for use with generator supply EM power	APIR Occ sensing with passive infrared - on/off functionalityand auto dimming photocell
			APDT Occ sensor dual tech (passive infrared & microphonics) and auto dimming photocell
			VPIR8 Vertex low-profile on/off occupancy PIR occupancy sensor at 8ft mounting height
		NLTAIR2 nLight AIR Generation 2 (wireless) enabled ‡	(blank) No sensor, Control Input function only
		NLTAIREM2 nLight AIR Generation 2 (wireless) enabled and UL924 Emergency Operation, via power interrupt detection ‡	APIR Occ sensing with passive infrared - on/off functionalityand auto dimming photocell
			APDT Occ sensor dual tech (passive infrared & microphonics) and auto dimming photocell
			APIREM Occ sensing with passive infrared - on/off functionality and auto dimming photocell and UL924 Emergency Operation, via power interrupt detection
			APDTEM Occ sensor dual tech (passive infrared & microphonics) and auto dimming photocell and UL924 Emergency Operation, via power interrupt detection.
			VPIR8 Vertex low-profile on/off occupancy PIR occupancy sensor at 8ft mounting height
		JOT JOT, "Just One Touch" (wireless) enabled	(blank) No sensor, Control Input function only
			VAPIR15 Vertex low-profile on/off occupancy sensor with auto dimming photocell at 15ft mounting height

STACK LED Center Element Troffer

Standby Mode	Options			
NOC    Occupancy Sensor Disabled	PWS1836	6' pre-wire, 3/8" diameter, 18 gauge, 1 circuit	CP	Chicago Plenum ‡
	PWS1846	6' pre-wire, 3/8" diameter, 18 gauge, 2 circuit	LATC	T-bar clips
	PWS1846 PWSLV	Two cables: one 6' pre-wire, 3/8" diameter, 18 gauge, 2 circuits; one 6' pre-wire, 3/8" diameter, 18 gauge ‡	DWAM	Anti-microbial paint
	PWS1856LV	6' pre-wire, 3/8" diameter, 18 gauge, 1 circuit w/low voltage wires ‡	JP24	Job Pack 24 ‡
			JP48	Job Pack 48 ‡

‡ Option Value Ordering Restrictions	
Option Value	Restriction
MIN1	Required for all Control Input options, excluding JOT. Not available with SLD.
Dimming	This section is left blank only when a Control Input option or Step Level Dimming option is selected
EZT	Not available with MIN10
347	Not available with: E7W, E10WLCP, E15WLCP, SLD, GTD
SLD	Not available with controls. Must select MIN10. Leave Dimming section blank
E7W, E10WLCP	Not available with 347V
E15WLCP	Not available with: 2X2 or 347V
GTD	Must select 120 OR 277, Not available with 347V or MVOLT
NLTAIR2	See UL924 Sequence of Operation chart on page 3. Can be used as a normal power sensing device for nLight AIR devices and luminaires with EM emergency options.
NLTAIREM2	See UL924 Sequence of Operation Chart on page 3. Leave sensor option blank, not available with APIR, APDT, APIREM, APDTEM or VPIR8.
JOT	Not available with SLD, nLight, NLTAIR2, NOC, or GTD options. Must be ordered with COLT, not available with COL.
NOC	Must select a Wireless Network Control
PWS1846 PWSLV, PWS1856LV	Not available with nLight wired network or individual controls
CP	Not available with Wired Network Controls, PWS1836, PWS1846, PWS1846 PWSLV or PWS1856LV.
JP24	Can only be ordered with 2X4 Fixtures Not available with Controls or Sensors, Not available with 1X4 or 2X2 sizes.
JP48	Can only be ordered with 2X2 Fixtures, Not available with Controls or Sensors, Not available with 1X4 or 2X4 sizes.

ACCESSORIES

Accessories: Order as separate catalog number.	
DGA14	Drywall grid adapter for 1X4 recessed fixture
DGA22	Drywall grid adapter for 2x2 recessed fixture
DGA24	Drywall grid adapter for 2x4 recessed fixture
1X4SMKSHP PAF	Multi-Use Surface Mount Kit 1X4 Post-Paint
2X2SMKSHP PAF	Multi-Use Surface Mount Kit 2X2 Post-Paint
2X4SMKSHP PAF	Multi-Use Surface Mount Kit 2X4 Post-Paint
LATC 10SETSO4 J40	10 Sets of 4 LATC Earthquake Clips
LATC 20SETSO4 J80	20 Sets of 4 LATC Earthquake Clip
ELA PSRME IC	Remote enclosure for battery for insulated ceiling
RK8BDP 2P U	Disconnect Plug (BDP), 2 Pole, Package of 1
RK8BDP 3P U	Disconnect Plug (BDP), 3 Pole, Package of 1
RK8BDP 2P J10	Disconnect Plug (BDP), 2 Pole, Package of 10
RK8BDP 2P J40	Disconnect Plug (BDP), 2 Pole, Package of 40

UL924 Sequence of Operation

The below information applies to all nLight AIR devices with an EM option.

- EM devices will remain at their high-end trim and ignore wireless lighting control commands, unless a normal-power-sensed (NPS) broadcast is received at least every 8 seconds.
- Using the **CLAIRITY+** mobile app, EM devices must be associated with a group that includes a normal power sensing device to receive NPS broadcasts.
- Only non-emergency rPP20, rLSXR, rSBOR, rSDGR, and nLight AIR luminaires with version 3.4 or later firmware can provide normal power sensing for EM devices. See specification sheets for control devices and luminaires for more information on options that support normal power sensing.

Emergency Battery Pack Options - Field Installable

Battery Model Number	Wattage	Runtime (Minutes)	Lumen Output* @ 120 Lumens/Watt	Other
<a href="#">ILB CP07 2H A</a>	7W	120	840	Storm Shelter/ 2-hour Runtime
<a href="#">ILB CP10 A</a>	10W	90	1200	
<a href="#">ILB CP10 HE AELR A</a>	10W	90	1200	Title 20; Enabled with Self Testing, Automated Reporting (STAR)
<a href="#">ILBLP CP10 HE SD A</a>	10W	90	1200	Title 20, Self Diagnostic
<a href="#">ILBLP CP15 HE SD A</a>	15W	90	1800	Title 20, Self Diagnostic
<a href="#">ILB CP20 HE A</a>	20W	90	2400	Title 20
<a href="#">ILB CP20 HE SD A</a>	20W	90	2400	Title 20, Self Diagnostic

All the above are UL Listed products that are certified for field install external/remote to the fixture.

\*Minimum delivered lumen output to assist in product selection for increased fixture mounting height.

The CP10 delivered emergency illumination outperforms legacy 1400 lumen fluorescent emergency ballast.




Please contact us at [techsupport@iotaengineering.com](mailto:techsupport@iotaengineering.com) for any Emergency Battery related questions.


Enabled with STAR

**Emergency Lighting with Self-Testing Automated Reporting (STAR)**, enables self-testing and automated reporting to aid in life safety code compliance. Build your solution and choose your preferred deployment from Mobile STAR, where test data is logged in each individual unit and broadcast to the ClAIRity™+ app, or Connected STAR, where test data is logged in the STAR Gateway by IOTA® and emailed directly.

**Leave the ladders, disruptions and written records behind with emergency lighting solutions with STAR!**

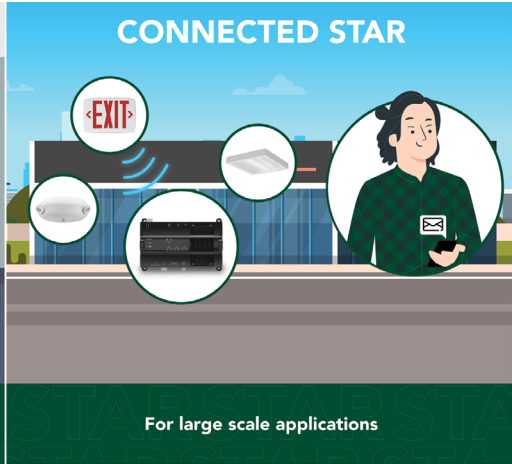
**Life Safety Code NFPA 101 testing and reporting requirements for emergency lighting include:**

-  Testing for 30 seconds every 30 days
-  Testing for 90 minutes once a year
-  Record keeping and to report to the authority having local jurisdiction



**MOBILE STAR**

For small scale applications



**CONNECTED STAR**

For large scale applications

STACK is compatible with Sensor Switch™ [WSXA D](#) and [SPODMA D](#) as well as nLight Wall Pods.



WSXA D



SPODMA D



nLight WIRED  
nPODMA DX




nLight AIR  
rPODBA

Intelligent Luminaire Technology Guide

Choose nomenclature from these columns							
Control/Sensor Configurations	Control Input		Sensor	Sensor	Notes	Previous Nomenclature	
	SSE	+	APIR	=	MSD 7 ADCX	Individual fixture control only. PIR integral occupancy sensor with automatic dimming control photocell.	MSD7ADCX
	SSE	+	APDT	=	MSD PDT 7 ADCX	Individual fixture control only. PDT integral occupancy sensor with automatic dimming control photocell.	MSDPDT7ADCX
	SSE	+	VPIR8	=	VERTEX 8F EZ OCC VLP	Vertex low-profile on/off occupancy PIR occupancy sensor with VLP programming at 8ft mounting height.	VTX8FOCC
	SSE	+	VAPIR8	=	VERTEX 8F EZ ADC VLP	Vertex low-profile on/off occupancy sensor with auto dimming photocell with VLP programming at 8ft mounting height.	VTX8FADC
	SSE	+	VPIR15	=	VERTEX 15F EZ OCC VLP	Vertex low-profile on/off occupancy PIR occupancy sensor with VLP programming at 15ft mounting height.	VTX15FOCC
	SSE	+	VAPIR15	=	VERTEX 15F EZ ADC VLP	Vertex low-profile on/off occupancy sensor with auto dimming photocell with VLP programming at 15ft mounting height.	VTX15FADC
	JOT	+	(blank)	=	BTRM JOT BTA	Wireless room control with "Just One Touch" pairing.	JOT
	JOT	+	VAPIR15	=	BTRM JOT BTA + VERTEX 15F EZ ADC VLP GSKT	Wireless room control with "Just One Touch" pairing.	JOTVTX15
	NLIGHT	+	(blank)	=	nIO EZDXA	nLight enabled only. No onboard sensor.	NLIGHT
	NLIGHT	+	PIR	=	nIO EZDXA + nES 7	nLight enabled with PIR integral occupancy sensor.	NLIGHT NES7
	NLIGHT	+	PDT	=	nIO EZDXA + nES PDT 7	nLight enabled with dual technology occupancy control sensor.	NLIGHT NESPDT7
	NLIGHT	+	APIR	=	nIO EZDXA + nES 7 ADCX	nLight enabled with PIR integral occupancy sensor with automatic dimming photocell.	NLIGHT NES7ADCX
	NLIGHT	+	APDT	=	nIO EZDXA + nES PDT 7 ADCX	nLight enabled with dual technology occupancy controls sensor with automatic dimming photocell.	NLIGHT NESPDT7ADCX
	NLIGHT	+	VPIR8	=	NIO EZDXA + VERTEX 8F EZ OCC VLP	nLight enabled with Vertex low-profile on/off occupancy PIR occupancy sensor at 8ft mounting height.	NLIGHT NVTX8FOCC
	NLIGHTER	+	(blank)	=	nIO EZDCL ER	Emergency nLight enabled only. No onboard sensor. BUS Power required.	NLIGHT EMG
	NLIGHTER	+	PIR	=	nIO EZDCL ER PH + nES 7	Emergency nLight enabled with PIR integral occupancy sensor. BUS Power required.	NLIGHT EMG NESPDT7
	NLIGHTER	+	PDT	=	nIO EZDCL ER PH + nES PDT 7	Emergency nLight enabled with dual technology occupancy control sensor. BUS Power required.	NLIGHT EMG NES7ADC
	NLIGHTER	+	APIR	=	nIO EZDCL ER + nES 7 ADCX	Emergency nLight enabled with PIR integral occupancy sensor with automatic dimming photocell. BUS Power required.	NLIGHT EMG NES7ADCX
	NLIGHTER	+	APDT	=	nIO EZDCL ER + nES PDT 7 ADCX	Emergency nLight enabled with dual technology occupancy controls sensor with automatic dimming photocell. BUS Power required.	NLIGHT EMG NESPDT7ADCX
	NLIGHTLM	+	(blank)	=	nIO EZDXA N80	nLight enabled only with 80% constant lumen managment. No onboard sensor.	NLIGHT CL80
	NLIGHTLM	+	PIR	=	nIO EZDXA N80 + nES 7	nLight enabled with 80% constant lumen managment with PIR integral occupancy sensor.	NLIGHT CL80 NES7
	NLIGHTLM	+	PDT	=	nIO EZDXA N80 + nES PDT 7	nLight enabled with 80% constant lumen management with dual technology occupancy control sensor.	NLIGHT CL80 NESPDT7
	NLIGHTLM	+	APIR	=	nIO EZDXA N80 + nES 7 ADCX	nLight enabled with 80% constant lumen management with PIR integral occupancy sensor with automatic dimming photocell.	NLIGHT CL80 NES7ADCX
	NLIGHTLM	+	APDT	=	nIO EZDXA N80 + nES PDT 7 ADCX	nLight enabled with 80% constant lumen managmentwith dual technology occupancy controls sensor with automatic dimming photocell.	NLIGHT CL80 NESPDT7ADCX
	NLIGHTLMER	+	(blank)	=	nIO EZDCL ER N80	Emergency nLight enabled only with 80% constant lumen managment. No onboard sensor. BUS Power required.	NLIGHT EMG CL80
	NLIGHTLMER	+	PIR	=	nIO EZDCL ER N80 + nES 7	Emergency nLight enabled with 80% constant lumen managment with PIR integral occupancy sensor. BUS Power required.	NLIGHT EMG CL80 NES7
	NLIGHTLMER	+	PDT	=	nIO EZDCL ER N80 + nES PDT 7	Emergency nLight enabled with 80% constant lumen management with dual technology occupancy control sensor. BUS Power required.	NLIGHT EMG CL80 NESPDT7
	NLIGHTLMER	+	APIR	=	nIO EZDCL ER N80 + nES 7 ADCX	Emergency nLight enabled with 80% constant lumen management with PIR integral occupancy sensor with automatic dimming photocell. BUS Power required.	NLIGHT EMG CL80 NES7ADCX
	NLIGHTLMER	+	APDT	=	nIO EZDCL ER N80 + nES PDT 7 ADCX	Emergency nLight enabled with 80% constant lumen management with dual technology occupancy controls sensor with automatic dimming photocell. BUS Power required.	NLIGHT EMG CL80 NESPDT7ADCX
	NLTAIR2	+	(blank)	=	RIO EZDL 180D G2	nLight AIR Generation 2 enabled.	NLTAIR2 RIO
	NLTAIREM2	+	(blank)	=	RIO EZDL EM 180D G2	nLight AIR Generation 2 enabled	NLTAIR2 RIOEM
	NLTAIR2	+	APIR	=	RES7 G2	nLight AIR Generation 2 enabled.	NLTAIR2 RES7
	NLTAIR2	+	APDT	=	RES7 PDT 90D G2	nLight AIR Generation 2 enabled.	NLTAIR2 RES7PDT
	NLTAIR2	+	APIREM	=	RES7 EM 90D G2	nLight AIR Generation 2 enabled.	NLTAIR2 RES7EM
	NLTAIR2	+	APDTEM	=	RES7 PDT EM 90D G2	nLight AIR Generation 2 enabled.	NLTAIR2 RES7PDTEM
	NLTAIR2	+	VPIR8	=	RIO EZDL EXTDB ACWH 90D G2 + VERTEX 8F EZ OCC VLP	nlight AIR Generation 2 enabled. Vertex low-profile on/off occupancy PIR occupancy sensor at 8ft mounting height.	NLTAIR2 RVT8FOCC

nLight Platform


nLight AIR Wireless



Simple as 1,2,3

- 1. Install the nLight® AIR fixtures with embedded smart sensor
- 2. Install the wireless battery-powered wall switch
- 3. With the CLAIRITY+ Pro app, pair the fixtures with the wall switch and if desired, customize the sensor settings for the desired outcome

nLight Wired Networking



Simple as 1,2,3

- 1. Install the nLight® Wired fixtures with embedded control
- 2. Install the nLight Wired wall switch
- 3. Connect the fixtures using standard CAT5e cables and the devices will automatically discover each other and work (plug and play)

nLight embedded fixtures offer:	Customers get:
Manual Dimming	Convenience and visual comfort for occupants
Motion Sensing and/or Daylight Harvesting	Energy savings and code compliance
Fixture or Group Level Control	Ability to configure lighting to the space requirements
Flexibility	Ease of fixture moves, adds and changes
Wireless Wall Switch (nLight AIR Only)	Ease and flexibility of placement
Astronomical and Time of Day Scheduling	Energy savings and building security
Scalable Solution	nLight controls to grow with your business
Future-Ready	nLight platform to set foundation for future upgrades and capabilities

# STACK LED Center Element Troffer

## Controls Accessories

nLight® Wired Control Accessories: Order as separate catalog number. Visit <a href="http://www.acuitybrands.com/products/controls/nlight">www.acuitybrands.com/products/controls/nlight</a> .			
WallPod stations	Model number	Occupancy sensors	Model number
On/Off	nPODMA [Color]	Small motion 360°, ceiling (PIR / dual tech)	nCM 9 RJB / nCM PDT 9 RJB
On/Off & raise/lower	nPODMA DX [Color]	Large motion 360°, ceiling (PIR / dual tech)	nCM10 RJB / nCM PDT 10 RJB
Graphic touchscreen	nPOD TOUCH [Color]	Wall switch with raise/lower	nWSX PDT LV DX [color]
Photocell controls	Model number	Cat-5 cable (plenum rated)	Model number
Full range dimming	nCM ADCX RJB	10' cable	CAT5 10FT J1
		30' cable	CAT5 30FT J1

nLight® AIR Control Accessories: Order as separate catalog number. Visit <a href="http://www.acuitybrands.com/products/controls/nlightair">www.acuitybrands.com/products/controls/nlightair</a> .	
Wall switches	Model number
On/Off single pole	rPODBA [color] G2
On/Off two pole	rPODB A2P [color] G2
On/Off & raise/lower single pole	rPODBA DX [color] G2
On/Off & raise/lower two pole	rPODBA 2P DX [color] G2



Sensor Switch  
WSXA D



nLight WIRED  
nPOD UNITOUCH



nLight WIRED  
nPODMA DX



nLight AIR  
rPODBA

## PHOTOMETRICS

See STACK Prime - Low-Profile Recessed LED Luminaire ([acuitybrands.com](http://www.acuitybrands.com)) for photometry reports.

### UGR Chart

UGR Values of STAKP 1x4 @ <b>80CRI</b> and 3500K (70% 50% 20% reflectance using a 4H x 8H room size)				
Lumen Package	COL		COLT	
	Crosswise	Endwise	Crosswise	Endwise
3000LM	21.5	21.8	21.5	22.2
4000LM	22.4	22.8	23.7	24.4
5000LM	23.2	23.5	23.2	23.9
6000LM	23.6	24	22.4	23.1

UGR Values of STAKP 1x4 @ <b>90CRI</b> and 3500K (70% 50% 20% reflectance using a 4H x 8H room size)				
Lumen Package	COL		COLT	
	Crosswise	Endwise	Crosswise	Endwise
3000LM	21	21.4	21.1	21.8
4000LM	21.9	22.3	22	22.7
5000LM	22.7	23.1	22.8	23.5
6000LM	23.2	23.6	23.3	23.9

UGR Values of STAKP 2x2 @ <b>80CRI</b> and 3500K (70% 50% 20% reflectance using a 4H x 8H room size)				
Lumen Package	COL		COLT	
	Crosswise	Endwise	Crosswise	Endwise
2000LM	18.9	20.5	16.5	17.8
3000LM	20	21.6	17.7	19
4000LM	21	22.6	18.6	19.9
5000LM	21.7	23.4	19.4	20.7

UGR Values of STAKP 2x2 @ <b>90CRI</b> and 3500K (70% 50% 20% reflectance using a 4H x 8H room size)				
Lumen Package	COL		COLT	
	Crosswise	Endwise	Crosswise	Endwise
2000LM	18.4	20	16.1	17.3
3000LM	19.6	21.2	17.3	18.5
4000LM	20.5	22.2	18.2	19.5
5000LM	21.3	22.9	19	20.2

UGR Values of STAKP 2x4 @ <b>80CRI</b> and 3500K (70% 50% 20% reflectance using a 4H x 8H room size)				
Lumen Package	COL		COLT	
	Crosswise	Endwise	Crosswise	Endwise
3000LM	18	19.3	20.1	21.4
4000LM	18.9	20.2	20.7	22
5000LM	19.7	21.1	17.9	19.2
6000LM	20.2	21.5	18.8	20.1
7200LM	20.8	22.1	19.7	20.9

UGR Values of STAKP 2x4 @ <b>90CRI</b> and 3500K (70% 50% 20% reflectance using a 4H x 8H room size)				
Lumen Package	COL		COLT	
	Crosswise	Endwise	Crosswise	Endwise
3000LM	19.3	20.6	19.2	20.5
4000LM	19.8	21.1	19.7	21
5000LM	20.4	21.7	20.3	21.6
6000LM	17.5	18.9	17.5	18.7
7200LM	18.5	19.8	18.4	19.6

UGR varies based on luminaire options and is affected by application dependent parameters. Numbers depicted here are considered "Luminaire-UGR and/or "Point-UGR" values. To determine a more precise maximum UGR value ("Application-UGR"), a full lighting design layout should be completed with the selected luminaire configuration for each application.



PERFORMANCE DATA

Performance Data			
Luminaire Catalog	Lumens	Wattage	Efficacy
STAK 2X2 2000LM 80CRI 30K COL MVOLT	2,160	16.8	128.8
STAK 2X2 2000LM 80CRI 30K COLT MVOLT	2,109	16.8	125.7
STAK 2X2 2000LM 80CRI 35K COL MVOLT	2,241	16.8	133.6
STAK 2X2 2000LM 80CRI 35K COLT MVOLT	2,188	16.8	130.4
STAK 2X2 2000LM 80CRI 40K COL MVOLT	2,311	16.8	137.7
STAK 2X2 2000LM 80CRI 40K COLT MVOLT	2,257	16.8	134.5
STAK 2X2 2000LM 80CRI 50K COL MVOLT	2,311	16.8	137.7
STAK 2X2 2000LM 80CRI 50K COLT MVOLT	2,257	16.8	134.5
STAK 2X2 3000LM 80CRI 30K COL MVOLT	3,029	24.1	125.4
STAK 2X2 3000LM 80CRI 30K COLT MVOLT	2,957	24.1	122.5
STAK 2X2 3000LM 80CRI 35K COL MVOLT	3,141	24.1	130.1
STAK 2X2 3000LM 80CRI 35K COLT MVOLT	3,067	24.1	127
STAK 2X2 3000LM 80CRI 40K COL MVOLT	3,240	24.1	134.2
STAK 2X2 3000LM 80CRI 40K COLT MVOLT	3,163	24.1	131
STAK 2X2 3000LM 80CRI 50K COL MVOLT	3,240	24.1	134.2
STAK 2X2 3000LM 80CRI 50K COLT MVOLT	3,163	24.1	131
STAK 2X2 4000LM 80CRI 30K COL MVOLT	3,978	33.3	119.4
STAK 2X2 4000LM 80CRI 30K COLT MVOLT	3,884	33.3	116.6
STAK 2X2 4000LM 80CRI 35K COL MVOLT	4,126	33.3	123.8
STAK 2X2 4000LM 80CRI 35K COLT MVOLT	4,028	33.3	120.9
STAK 2X2 4000LM 80CRI 40K COL MVOLT	4,255	33.3	127.7
STAK 2X2 4000LM 80CRI 40K COLT MVOLT	4,155	33.3	124.7
STAK 2X2 4000LM 80CRI 50K COL MVOLT	4,255	33.3	127.7
STAK 2X2 4000LM 80CRI 50K COLT MVOLT	4,155	33.3	124.7
STAK 2X2 5000LM 80CRI 30K COL MVOLT	4,944	42.6	116
STAK 2X2 5000LM 80CRI 30K COLT MVOLT	4,827	42.6	113.3
STAK 2X2 5000LM 80CRI 35K COL MVOLT	5,128	42.6	120.3
STAK 2X2 5000LM 80CRI 35K COLT MVOLT	5,007	42.6	117.5
STAK 2X2 5000LM 80CRI 40K COL MVOLT	5,289	42.6	124.1
STAK 2X2 5000LM 80CRI 40K COLT MVOLT	5,164	42.6	121.2
STAK 2X2 5000LM 80CRI 50K COL MVOLT	5,289	42.6	124.1
STAK 2X2 5000LM 80CRI 50K COLT MVOLT	5,164	42.6	121.2
STAK 2X4 3000LM 80CRI 30K COL MVOLT	3,056	24.1	126.9
STAK 2X4 3000LM 80CRI 30K COLT MVOLT	2,976	24.1	123.6
STAK 2X4 3000LM 80CRI 35K COL MVOLT	3,170	24.1	131.6
STAK 2X4 3000LM 80CRI 35K COLT MVOLT	3,086	24.1	128.2

Performance Data			
Luminaire Catalog	Lumens	Wattage	Efficacy
STAK 2X4 3000LM 80CRI 40K COL MVOLT	3,269	24.1	135.8
STAK 2X4 3000LM 80CRI 40K COLT MVOLT	3,183	24.1	132.2
STAK 2X4 3000LM 80CRI 50K COL MVOLT	3,269	24.1	135.8
STAK 2X4 3000LM 80CRI 50K COLT MVOLT	3,183	24.1	132.2
STAK 2X4 4000LM 80CRI 30K COL MVOLT	3,978	33.2	119.8
STAK 2X4 4000LM 80CRI 30K COLT MVOLT	3,873	33.2	116.7
STAK 2X4 4000LM 80CRI 35K COL MVOLT	4,126	33.2	124.3
STAK 2X4 4000LM 80CRI 35K COLT MVOLT	4,017	33.2	121
STAK 2X4 4000LM 80CRI 40K COL MVOLT	4,255	33.2	128.2
STAK 2X4 4000LM 80CRI 40K COLT MVOLT	4,144	33.2	124.8
STAK 2X4 4000LM 80CRI 50K COL MVOLT	4,255	33.2	128.2
STAK 2X4 4000LM 80CRI 50K COLT MVOLT	4,144	33.2	124.8
STAK 2X4 5000LM 80CRI 30K COL MVOLT	5,074	41.9	121
STAK 2X4 5000LM 80CRI 30K COLT MVOLT	4,940	41.9	117.9
STAK 2X4 5000LM 80CRI 35K COL MVOLT	5,262	41.9	125.5
STAK 2X4 5000LM 80CRI 35K COLT MVOLT	5,124	41.9	122.2
STAK 2X4 5000LM 80CRI 40K COL MVOLT	5,428	41.9	129.5
STAK 2X4 5000LM 80CRI 40K COLT MVOLT	5,285	41.9	126.1
STAK 2X4 5000LM 80CRI 50K COL MVOLT	5,428	41.9	129.5
STAK 2X4 5000LM 80CRI 50K COLT MVOLT	5,285	41.9	126.1
STAK 2X4 6000LM 80CRI 30K COL MVOLT	5,819	50.2	115.8
STAK 2X4 6000LM 80CRI 30K COLT MVOLT	5,666	50.2	112.8
STAK 2X4 6000LM 80CRI 35K COL MVOLT	6,035	50.2	120.1
STAK 2X4 6000LM 80CRI 35K COLT MVOLT	5,877	50.2	117
STAK 2X4 6000LM 80CRI 40K COL MVOLT	6,225	50.2	123.9
STAK 2X4 6000LM 80CRI 40K COLT MVOLT	6,061	50.2	120.6
STAK 2X4 6000LM 80CRI 50K COL MVOLT	6,225	50.2	123.9
STAK 2X4 6000LM 80CRI 50K COLT MVOLT	6,061	50.2	120.6
STAK 2X4 7200LM 80CRI 30K COL MVOLT	6,926	55.2	125.6
STAK 2X4 7200LM 80CRI 30K COLT MVOLT	6,744	55.2	122.3
STAK 2X4 7200LM 80CRI 35K COL MVOLT	7,184	55.2	130.3
STAK 2X4 7200LM 80CRI 35K COLT MVOLT	6,995	55.2	126.8
STAK 2X4 7200LM 80CRI 40K COL MVOLT	7,409	55.2	134.3
STAK 2X4 7200LM 80CRI 40K COLT MVOLT	7,215	55.2	130.8
STAK 2X4 7200LM 80CRI 50K COL MVOLT	7,409	55.2	134.3
STAK 2X4 7200LM 80CRI 50K COLT MVOLT	7,215	55.2	130.8



PERFORMANCE DATA

Performance Data			
Luminaire Catalog	Lumens	Wattage	Efficacy
STAK 1X4 3000LM 80CRI 30K COL MVOLT	3,047	24.3	125.5
STAK 1X4 3000LM 80CRI 30K COLT MVOLT	3,001	24.3	123.7
STAK 1X4 3000LM 80CRI 35K COL MVOLT	3,160	24.3	130.2
STAK 1X4 3000LM 80CRI 35K COLT MVOLT	3,113	24.3	128.3
STAK 1X4 3000LM 80CRI 40K COL MVOLT	3,259	24.3	134.3
STAK 1X4 3000LM 80CRI 40K COLT MVOLT	3,211	24.3	132.3
STAK 1X4 3000LM 80CRI 50K COL MVOLT	3,259	24.3	134.3
STAK 1X4 3000LM 80CRI 50K COLT MVOLT	3,211	24.3	132.3
STAK 1X4 4000LM 80CRI 30K COL MVOLT	3,978	33.4	119.2
STAK 1X4 4000LM 80CRI 30K COLT MVOLT	3,918	33.4	117.4
STAK 1X4 4000LM 80CRI 35K COL MVOLT	4,126	33.4	123.6
STAK 1X4 4000LM 80CRI 35K COLT MVOLT	4,064	33.4	121.8
STAK 1X4 4000LM 80CRI 40K COL MVOLT	4,255	33.4	127.5
STAK 1X4 4000LM 80CRI 40K COLT MVOLT	4,192	33.4	125.6
STAK 1X4 4000LM 80CRI 50K COL MVOLT	4,255	33.4	127.5
STAK 1X4 4000LM 80CRI 50K COLT MVOLT	4,192	33.4	125.6
STAK 1X4 5000LM 80CRI 30K COL MVOLT	4,973	42.5	117.0
STAK 1X4 5000LM 80CRI 30K COLT MVOLT	4,899	42.5	115.2
STAK 1X4 5000LM 80CRI 35K COL MVOLT	5,158	42.5	121.3
STAK 1X4 5000LM 80CRI 35K COLT MVOLT	5,081	42.5	119.5
STAK 1X4 5000LM 80CRI 40K COL MVOLT	5,320	42.5	125.1
STAK 1X4 5000LM 80CRI 40K COLT MVOLT	5,240	42.5	123.2
STAK 1X4 5000LM 80CRI 50K COL MVOLT	5,320	42.5	125.1
STAK 1X4 5000LM 80CRI 50K COLT MVOLT	5,240	42.5	123.2
STAK 1X4 6000LM 80CRI 30K COL MVOLT	5,691	50.6	112.5
STAK 1X4 6000LM 80CRI 30K COLT MVOLT	5,606	50.6	110.8
STAK 1X4 6000LM 80CRI 35K COL MVOLT	5,903	50.6	116.7
STAK 1X4 6000LM 80CRI 35K COLT MVOLT	5,814	50.6	114.9
STAK 1X4 6000LM 80CRI 40K COL MVOLT	6,088	50.6	120.3
STAK 1X4 6000LM 80CRI 40K COLT MVOLT	5,997	50.6	118.5
STAK 1X4 6000LM 80CRI 50K COL MVOLT	6,088	50.6	120.3
STAK 1X4 6000LM 80CRI 50K COLT MVOLT	5,997	50.6	118.5