



VCVL LED Architectural Luminaire



Catalog
Number

Notes

Type

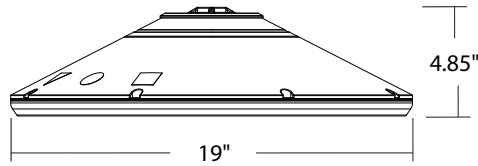
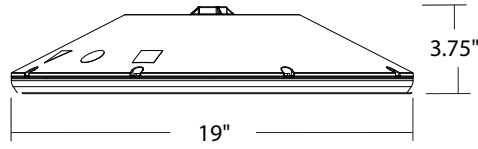
Hit the Tab key or mouse over the page to see all interactive elements.

Specifications

Diameter: 19"

Height: 3.75"
(4.85" with Up-Light)

Weight
(max, with
no options): 18 lbs



A+ Capable options indicated
by this color background.

Introduction

The VCVL LED, Visually Comfortable Versatile Luminaire, is designed to bring glare control, optical performance and energy savings into one package. The recessed lens design of VCVL LED minimizes high angle glare, while its precision molded acrylic lens eliminates LED pixilation and delivers uniform distribution. The dedicated up-light module option reduces the contrast between the luminaire and the ceiling creating a more visually comfortable environment.

Ordering Information

EXAMPLE: VCVL LED V4 P4 40K 70CRI T5M MVOLT AC6 DNAXD

VCVL LED							
Series	LED Light Engines	Package	Color temperature	Color Rendering Index	Distribution	Voltage	Mounting
VCVL LED	V4 4 Light Engines	P1	30K 3000 K	70CRI	T5E Concentrated	MVOLT	Shipped included SRM Surface mount (24-inch length supply leads) Shipped separately AC6 Aircraft cable with white 6' cord (adjustable, max 6') HC5 Male cast hook with black 5' cord (sealed, no plug)
	V8 8 Light Engines	P2	35K 3500 K	80CRI	T5M Medium	347	
		P3	40K 4000 K		T5W Wide	480	
		P4	50K 5000 K		T5R ¹ Rectangular		
		P5					
		P6					
		P7 (with V8 only)					

Options	Finish (required)
Shipped installed UPL1 Up-Light: 500 lumens ² UPL2 Up-Light: 700 lumens ³ E7WC Emergency battery backup, AC Activate, Certified in CA Title 20 MAEDBS (7W, -20°C min) ^{4,5,6} E10WH Emergency battery backup, AC Activate, Certified in CA Title 20 MAEDBS (10W, 0°C min) ^{4,5,6} E18WC Emergency battery backup, AC Activate, Certified in CA Title 20 MAEDBS (18W, -20°C min) ^{4,5,6} HA High ambient (50°C, only P1-P4) DMG External 0-10V leads (no controls) ⁷ Shipped Separately WG Wire Guard	DWHXD White DNAXD Natural aluminum DDBXD Dark bronze DBLXD Black
Standalone Sensors/Controls¹ PIR Motion/ambient sensor for 8-15' mounting heights PIRH Motion/ambient sensor for 15-30' mounting heights PIR3FC3V Motion/ambient sensor for 8-15' mounting heights, pre programmed to 3fc and 35% light output PIRH3FC3V Motion/ambient sensor for 15-30' mounting heights, pre programmed to 3fc and 35% light output Networked Sensors/Controls¹ NLTAIR2 PIR nLIGHT AIR Wireless enabled motion/ambient sensor for 8-15' mounting heights NLTAIR2 PIRH nLIGHT AIR Wireless enabled motion/ambient sensor for 15'-30' mounting heights NLTAIREM2 PIR nLIGHT AIR Wireless enabled, UL 924 Listed motion/ambient sensor for emergency circuits for 8-15' mounting heights ⁸ NLTAIREM2 PIRH nLIGHT AIR Wireless enabled, UL 924 Listed motion/ambient sensor for emergency circuits for 15-30' mounting heights ⁸	



Ordering Information Cont.

Accessories

Ordered and shipped separately.

VCPGSRM U	Surface mount kit
VCPGWG U	Wire guard
SLVSQ	Quick mount pendant swivel kit, square
SLVRD	Quick mount pendant swivel kit, round
VCVLSC120	Safety cable 120"
VCVLSC240	Safety cable 240"

NOTES

- 1 Not available in P7 package or with V8 option.
- 2 UPL1 not available with dim-to-off functionality.
- 3 UPL2 available with dim-to-off upon request.
- 4 Not available with 347V, 480V, AC6 or HC5.
- 5 E7WC, E10WH, and E18WC only rated up to 35°C ambient.
- 6 E7WC and E18WC only available with P1-P4 packages. E10WH available with P1-P5 packages.
- 7 DMG option not available with AC6, HC5 and standalone or networked sensors/controls.
- 8 Needs an nLight AIR Normal Power Sensing (NPS) device in the group.

Performance Data

Lumen Output

Lumen values are from photometric tests performed in accordance with IESNA LM-79-08. Data is considered to be representative of the configurations shown, within the tolerances allowed by Lighting Facts. Contact factory for performance data on any configurations not shown here.

Performance Package	Watts	Distribution Type	30K (3000K, 70 CRI)		35K (3500K, 70 CRI)		40K (4000K, 70 CRI)		50K (5000K, 70 CRI)	
			Lumens	LPW	Lumens	LPW	Lumens	LPW	Lumens	LPW
P1	27W	TSE	3,581	135	3,670	138	3,815	144	3,876	146
		TSM	3,620	136	3,710	140	3,856	145	3,917	147
		TSW	3,592	135	3,681	139	3,827	144	3,888	146
		TSR	3,464	130	3,550	134	3,690	139	3,749	141
P2	34W	TSE	4,577	135	4,691	138	4,876	144	4,954	146
		TSM	4,626	136	4,741	140	4,928	145	5,007	147
		TSW	4,591	135	4,705	139	4,891	144	4,968	146
		TSR	4,427	130	4,537	134	4,716	139	4,791	141
P3	43W	TSE	5,808	134	5,952	137	6,187	143	6,286	145
		TSM	5,870	135	6,015	139	6,253	144	6,353	146
		TSW	5,825	134	5,970	138	6,205	143	6,304	145
		TSR	5,617	130	5,757	133	5,984	138	6,079	140
P4	56W	TSE	7,391	131	7,575	135	7,874	140	7,999	142
		TSM	7,470	133	7,656	136	7,958	141	8,085	144
		TSW	7,414	132	7,597	135	7,898	140	8,023	143
		TSR	7,149	127	7,326	130	7,615	135	7,737	137
P5	82W	TSE	10,189	124	10,442	127	10,854	132	11,027	134
		TSM	10,298	125	10,553	128	10,970	134	11,145	136
		TSW	10,220	124	10,473	128	10,887	133	11,060	135
		TSR	9,855	120	10,099	123	10,498	128	10,665	130
P6	108W	TSE	12,878	120	13,197	123	13,719	127	13,937	129
		TSM	13,015	121	13,338	124	13,865	129	14,086	131
		TSW	12,917	120	13,237	123	13,760	128	13,979	130
		TSR	12,455	116	12,764	119	13,268	123	13,480	125
P7	122W	TSE	15,503	125	15,887	128	16,515	133	16,778	135
		TSM	15,668	126	16,057	129	16,691	135	16,957	137
		TSW	15,549	125	15,935	129	16,564	134	16,828	136

Up-light Lumen Output

Up-light Option	Watts	Lumens
UPL1	6.5W	519
UPL2	8.5W	715

Lumen Multiplier for 80CRI

CCT	Multiplier
30K	0.926
35K	0.945
40K	0.967
50K	0.965

Lumen Ambient Temperature (LAT) Multipliers

Use these factors to determine relative lumen output for average ambient temperatures from 0-40°C (32-104°F).

Ambient	Lumen Multiplier
0°C / 32°F	1.03
10°C / 50°F	1.02
20°C / 68°F	1.01
25°C / 77°F	1
30°C / 86°F	0.99
40°C / 104°F	0.98

Projected LED Lumen Maintenance

Data references the extrapolated performance projections for the platforms noted in a 25°C ambient, based on 10,000 hours of LED testing (tested per IESNA LM-80-08 and projected per IESNA TM-21-11).

To calculate LLF, use the lumen maintenance factor that corresponds to the desired number of operating hours below. For other lumen maintenance values, contact factory.

Operating Hours	0	25,000	50,000	100,000
Lumen Maintenance Factor	1.0	0.97	0.94	0.89

Electrical Load

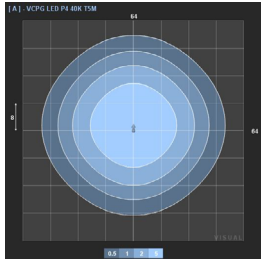
Power Package	System Watts	Current (A)					
		120V	208V	240V	277V	347V	480V
P1	27W	0.22	0.13	0.12	0.10	0.08	0.06
P2	34W	0.28	0.16	0.14	0.13	0.10	0.08
P3	43W	0.37	0.21	0.18	0.16	0.13	0.09
P4	56W	0.48	0.28	0.24	0.21	0.16	0.12
P5	82W	0.68	0.40	0.35	0.30	0.24	0.18
P6	108W	0.91	0.52	0.45	0.39	0.32	0.23
P7	124W	1.03	0.59	0.51	0.44	0.37	0.27



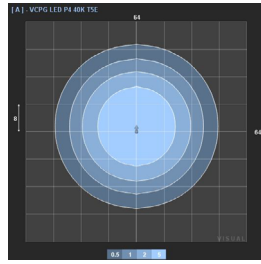
Photometric Diagrams

To see complete photometric reports or download .ies files for this product, visit the [Lithonia Lighting VCVL LED homepage](#).
Tested in accordance with IESNA LM-79 and LM-80 standards

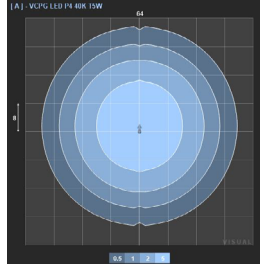
VCVL LED V4 P4 T5M 40K



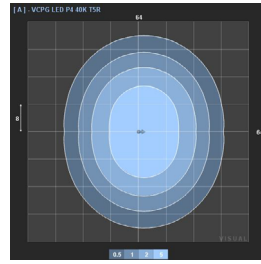
VCVL LED V4 P4 T5E 40K



VCVL LED V4 P4 T5W 40K



VCVL LED V4 P4 T5R 40K



Control/Sensor Options

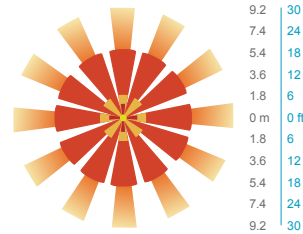
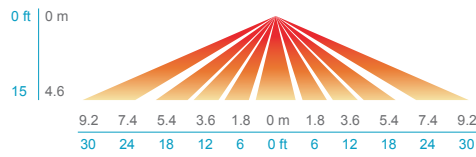
Motion/Ambient Sensor (PIR, PIRH)

Motion/Ambient sensor (Sensor Switch MSOD, nLight AIR RMSOD) is integrated into the luminaire. The sensor provides both Motion and Daylight based dimming of the luminaire. For motion detection, the sensor utilizes 100% Digital Passive Infrared (PIR) technology that is tuned for walking size motion while preventing false tripping from the environment. The integrated photocell enables additional energy savings during daytime periods when there is sufficient daylight. Optimize sensor coverage by either selecting PIR or PIRH option. PIR option comes with a sensor lens that is optimized to provide maximum coverage for mounting heights between 8-15ft, while PIRH is optimized for 15-40ft mounting height.

Networked Control (NLTAIR2)

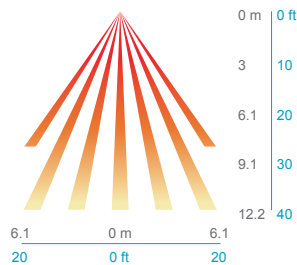
nLight® AIR is a wireless lighting controls platform that allows for seamless integration of both indoor and outdoor luminaires. Five-tier security architecture, 900 MHz wireless communication and app (CLAIRITY™+) based configurability combined together make nLight® AIR a secure, reliable and easy to use platform.

PIR HIGH VIEW

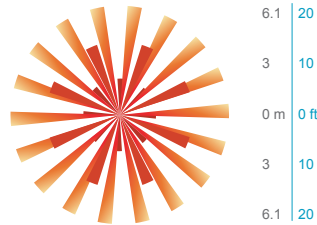


PIRH

SIDE VIEW



TOP VIEW



Motion/Ambient Sensor Default Settings

Option	Dim Level	High Level (when triggered)	Photocell Operation	Motion Time Delay	Ramp-down Time	Ramp-up Time
PIR or PIRH	Motion - 3V (37% of full output) Photocell - 0V (turned off)	10V (100% output)	Enabled @ 5fc	5 min	5 min	Motion - 3 sec Photocell - 45 sec
PIR3FC3V or PIRH3FC3V	Motion - 3V (37% of full output) Photocell - 0V (turned off)	10V (100% output)	Enabled @ 3fc	5 min	5 min	Motion - 3 sec Photocell - 45 sec

Mounting, Options & Accessories



AC6 – Aircraft Cable

D = 19"
H = 12" - 72"



HC5 – Hook & Cord

D = 19"
H = 8" (no up-light) or
9.2" (with up-light)



**PIR & PIRH – Motion/
Ambient sensor**

D = 19"
H = 4.6" or
+1.2" (with up-light)
+2" (with nLight AIR)



SRM – Surface Mount

D = 19"
H = 4.1"



WG – Wire guard

D = 19"
H = 4.9" (no up-light) or
5.9" (with up-light)

FEATURES & SPECIFICATIONS

INTENDED USE

The sleek styling and versatility offered by VCVL and VCVL Ultimate (VCVLX) makes them ideal for wide range of applications such as commercial offices, retail spaces, school gymnasiums, large conference rooms or any large open areas. And with VCVL's array of mounting options, you can install them in any building style or architectural design.

CONSTRUCTION

Two-piece die-cast aluminum housing has integral heat sink fins to optimize thermal management through conductive and convective cooling. The LED driver is separated from the heat generating light engines and mounted in direct contact with the casting to promote low operating temperatures, higher lumen maintenance and long life. The housing is completely sealed against moisture and environmental contaminants (IP66) and is suitable for hose-down application.

FINISH

Exterior painted parts are protected by a zinc-infused Super Durable TGIC thermoset powder coat finish that provides superior resistance to corrosion and weathering. A tightly controlled multi-stage process ensures a 3 mils thickness for a finish that can withstand extreme climate changes without cracking or peeling.

OPTICS

Light guide technology provides a diffused light source, reducing glare from direct view of the LEDs. The light source is recessed into the luminaire, further reducing the high angle glare from the luminaire. A combination of precision molded micro prismatic acrylic lenses and back reflectors provide five different photometric distributions that allow you to create uniform distribution, no matter the application. Up-light option comes with a dedicated light engine and custom optic designed to efficiently spread light on to the ceiling, thus reducing the cave effect.

ELECTRICAL

Light engine consists of high-efficacy LEDs mounted to metal-core circuit boards to maximize heat dissipation and promote long life (up to L89/100,000 hours at 25°C). The electronic driver has a power factor of >90%, THD <20%, and a minimum 6.0 KV surge rating. Luminaire is 0-10V dimmable down to 10% or lower.

INSTALLATION

Standard configuration accepts a rigid or free-swinging 3/4" NPT stem for pendant mounting. Aircraft cable and hook & cord options allow the luminaire to be suspended from the ceiling and come with a cord for easy wiring. The surface mount option attaches to a 4x4" recessed or surface mount outlet box using a quick-mount kit (included); kit contains galvanized steel luminaire and outlet box plates and a full pad gasket. Kit has an integral mounting support that allows the luminaire to hinge down for easy electrical connections. Luminaire and plates are secured with set screws. Supply leads are 24" in length as standard. Longer supply leads are available as additional options.

LISTINGS

CSA certified to U.S. and Canadian standards. IP66 rated for outdoor applications. PIR options are rated for wet location. Rated for -40°C minimum ambient.

GOVERNMENT PROCUREMENT

BAA – Buy America(n) Act: Product qualifies as a domestic end product under the Buy American Act as implemented in the FAR and DFARS. Product also qualifies as manufactured in the United States under DOT Buy America regulations.

BABA – Build America Buy America: Product qualifies as produced in the United States under the definitions of the Build America, Buy America Act.

Please refer to www.acuitybrands.com/buy-american for additional information.

WARRANTY

5-year limited warranty. This is the only warranty provided and no other statements in this specification sheet create any warranty of any kind. All other express and implied warranties are disclaimed. Complete warranty terms located at:

www.acuitybrands.com/support/warranty/terms-and-conditions

Note: Actual performance may differ as a result of end-user environment and application.

All values are design or typical values, measured under laboratory conditions at 25 °C. Specifications subject to change without notice.

