



Trac-Master® Flat Back Cylinder LED with Integral Driver

Stylish, practical LED lighting with exceptional optical performance

JUNO®

Juno® Trac-Master® Flat Back Cylinder LED with Integral Driver



The Juno Trac-Master LED Flat Back Cylinder track fixtures feature a fashionable, yet simple, aesthetic perfect for retail and commercial applications. Providing powerful performance in three series, the 26W T283L delivers up to 3000 lumens, the 36W T285L delivers up to 3636 lumens, and the 43W T286L delivers up to 3900 lumens, resulting in efficacies of up to 115 lumens per watt. T283L, T285L and T286L fixtures are compatible with Juno Trac-Master or Trac-Lites™ track and system accessories; versions are also available for HD Commercial track systems.



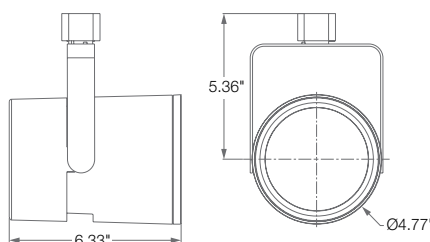
Features:

- Practical, fashionable design compliments any décor
- Integral driver design provides a clean, halogen-like fixture appearance
- 2700K, 3000K, 3500K or 4000K white phosphor high performance LEDs
- 80 CRI minimum standard, optional high CRI versions offer 90 CRI minimum
- Optional SpectralWhite color/white enhancing versions are available which make whites appear naturally brilliant and render colors more richly
- Patented, interchangeable, multi-step optical assemblies create perfectly uniform spot, narrow flood, or flood beam distributions
- Delivers minimum 70% lumen maintenance at 50,000 hours operating life
- Standard dimmable – see specification sheet for compatible dimmers
- Available in black, white or silver finishes
- Optional field-installed Accessory Holder, Snoot or Barn Doors can accommodate up to 2 accessories
- 5-year warranty from date of purchase
- Winner of 2022 SSL and AP Product Innovation Awards (T286L)

Finishes



Dimensions



Accessories



Accessory Holder

Available in black, white or silver finish, can simultaneously accommodate up to two filters, lenses, eyebrow, hexcell louver, or cube cell louver accessories (shown with cube cell louver)



Snoot

Available in black finish, can also simultaneously accommodate up to two filters, lenses, eyebrow, hexcell louver, or cube cell louver accessories



Barn Doors

Available in black finish, can also simultaneously accommodate up to two filters or lenses







The Perplexing CRI Decision Simplified

Do your retail or commercial spaces demand superb color rendering, as well as possess a lot of whites that need to pop as much as the colors? Juno SpectralWhite color/white enhancing option offers a solution to this situation, rendering richer, more vibrant colors and making whites appear naturally brilliant and vivid. This is achieved using LEDs which employ a custom phosphor, formulated to adjust the spectrum of light emitted by the LED to produce radiant whites while maintaining high efficacy and high color rendering. The resulting light is more balanced than typical 80 CRI or 90 CRI LEDs, enabling colors to be rendered well while also enhancing whites.

Different applications demand different levels of color rendering performance. For example, in applications where reds and yellows are not prevalent (or their rendering is not critical) and luminous efficacy is of utmost importance, 80 CRI is typically acceptable. 90 CRI is demanded by many of the remaining applications that require better rendering across a broader spectrum of colors (specifically reds). However, another area that typically suffers in either CRI offering is whites. The yellowing effect of the same phosphors that make most colors pop can produce whites that occasionally appear dull and lifeless.

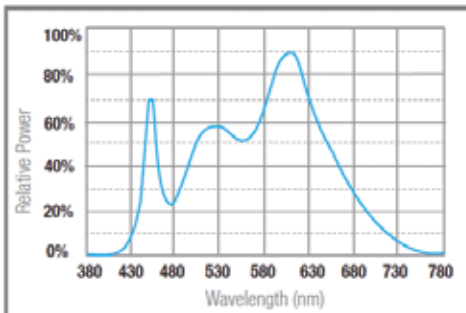
The CRI decision becomes much simpler when you have determined what is most important for the application. If luminous efficacy is most important, standard 80 CRI is likely the best selection. If color rendering is most important, the 90 CRI Option makes the most sense. Finally, if efficacy and color rendering are equally important and enhanced whites are also desirable, the new Juno SpectralWhite option becomes the obvious choice.

Color Rendering Comparison

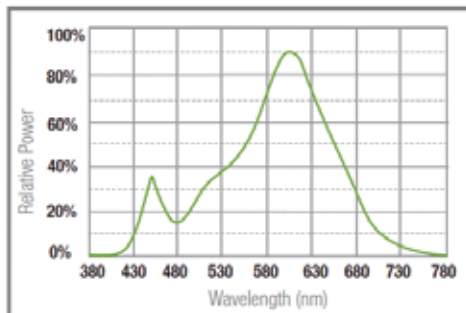


Photography has not been manipulated or digitally enhanced.

SpectralWhite 90 CRI



Standard 80 CRI



Light is more balanced than typical 80 CRI or 90 CRI LEDs, enabling colors to be rendered well while also enhancing whites.

Ordering Information

TRAC-MASTER® FLAT BACK CYLINDER LED

Ordering Information – Examples: T283L G2 30K 80CRI PDIM SP WH, T286L HTYPE 35K SPW PDIM NFL BL

Series	Mounting Adapter Type	Generation	Color Temperature	Color Rendering Index	Dimming Compatibility	Beam Distribution	Finish	
T283L 26W, 3000lm LED Flat Back Cylinder	(Blank) Juno Universal 120V Track Adapter	G2 Generation 2 (T283L & T285 only)	27K 2700K	80CRI 80 CRI	OFF¹ On/Off (Non-Dimming)	SP Spot	BL Black	
			30K 3000K	90CRI 90 CRI		NFL Narrow Flood	SL Silver	
			35K 3500K	SPW SpectralWhite (3000K & 3500K only)		FL Flood	WH White	
T285L 36W, 3636lm LED Flat Back Cylinder	HTEK¹ HTEK 277V Track Adapter		35K 3500K	SPW SpectralWhite (3000K & 3500K only)	PDIM Phase Dimmable			
			40K 4000K					
			TEK TEK 120V Track Adapter					
			GTYPE G-Type Track Adapter					
T286L 43W, 3900lm LED Flat Back Cylinder	HTYPE H-Type Track Adapter							
								LTYPE L-Type Track Adapter
								HTYPE H-Type Track Adapter

Accessories		
HCLBL 469² Hexcell Louver - Black	DCCF 469^{2,3} Dichroic Color Correction Filter	T5774BL 469 4-11/16" Dia. Barn Door Accessory - Black
CCLBL 469² Cube Cell Louver - Black	UVF 469² UV Filter	T770BL 4-11/16" Dia. Accessory Holder - Black
XBAFLBL 469² Cross Baffle - Black	DIFF 469² Diffusion Lens	T770SL 4-11/16" Dia. Accessory Holder - Silver
T5788BL 469 Snoot - Black	SOLITE 469² Uniformity Lens (Solite)	T770WH 4-11/16" Dia. Accessory Holder - White
EYEBROWBL 469² Eyebrow - Black	PRISM 469² Prismatic Spread Lens	TR10 SPT Spot Optical Assembly
CGF 469² Color Glass Filter	LSPREAD 469² Linear Spread Lens	TR10 NFLD Narrow Flood Optical Assembly
DGF 469² Dichroic Glass Filter	T40N⁴ Monopoint Canopy	TR10 FLD Flood Optical Assembly

Notes:

- ¹ HTEK versions available with OFF option only, and OFF option only available with HTEK version only.
- ² Accessory Holder, Snoot or Barn Doors required to install filters or lenses; Accessory Holder or Snoot required to install louver
- ³ DCCF 469 HAL2700 corrects 3000K color to approximately 2700K and 4000K color to approximately 3400K.
- ⁴ Add finish code to complete catalog number (Example: T40N WH).