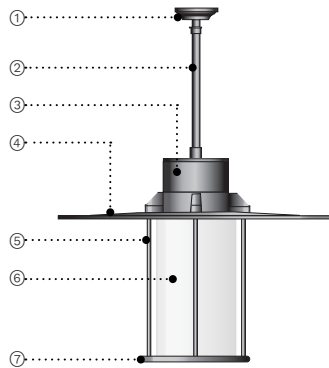


PROJECT NAME:

QUANTITY:

TYPE:

ORDERING CODE:



- ① Heavy duty 45° hang straight swivel, with Ø 5" (127mm) canopy and universal mounting plate.
- ② Field adjustable suspension stem or silver braided power cable with aircraft safety cable. Also, offered with a catenary suspension attachment.
- ③ LED driver housing.
- ④ Optional one piece .090" (2.3mm) thick hard aluminum top shade. Underside surface is painted white enamel to optimize light performance.
- ⑤ Set of 4 X 1/2" (13mm) solid aluminum struts.
- ⑥ High impact white translucent UV stabilized acrylic diffuser.
- ⑦ Heavy cast aluminum cover with integral LED heat dissipating pad.



EC840

## MATERIALS

Eclipse is made of corrosion resistant 356 aluminum alloy with a copper (CU) content of less than 0.1%. Cast aluminum heat sink to optimize heat management and luminaire efficacy. LED platform is mechanically secured and easily removable for maintenance or upgrade.

## ELECTRICAL DRIVER

Driver is 0-10V dimming-ready (dims to 10%) with: 120-277 multi-volt compatibility (50-60Hz), optional 347V, minimum operating temperature of -30°C/-22°F, output over voltage protection, output over current protection, output short circuit protection with auto-recovery, and over temperature protection (110°C).

## LED LIGHT ENGINE

Offered in 2700K, 3000K, 3500K, 4000K with 80 CRI. Removable modular LED platform. 70% LED lumen maintenance at 60,000 hours (L70/B50) based on IESNA LM-80-08 LED extrapolated life, calculated per IESNA TM-21-21.

## FINISH

Five-stage preparation process including preheating of cast aluminum parts for air extraction, and an environmentally friendly alloy sealant. Polyester powder coating is applied through an electrostatic process and oven cured for long term finish.

## CERTIFICATION

UL Certified to Canadian and U.S. safety standards. Certified for use in damp locations. Rated IP44. Photometric testing performed by an independent laboratory in accordance with IES LM-79-08 standards at 25°C. Actual performance may differ as a result of end-user environment and application.

## WARRANTY

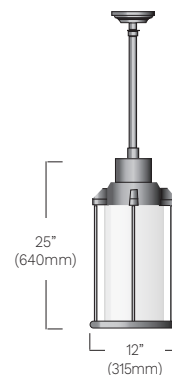
5-year limited warranty. This is the only warranty provided and no other statements in this specification sheet create any warranty of any kind. All other express and implied warranties are disclaimed. Complete warranty terms located at: <https://www.acuitybrands.com/support/warranty/terms-and-conditions>

## MOUNTING

Mounts on a standard 4" (102mm) octagonal electrical box with 3.5" (89mm) C/C mounting holes. On site conditions may require separate mounting (by others). Fixture must be installed on a finished ceiling for exterior applications and/or when exposed to inclement weather.

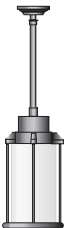
## MEASUREMENTS

**Maximum weight:** 26.83 lbs (12.17 kg)



EPA: 0.96

## ORDERING CODE

*SERIES		*LIGHT OUTPUT		*CCT		*VOLTAGE		SHADE		LOUVER	
	EC840	L1L20	1805 lm / 21w	27K	2700K	120	120V	SD30	Ø30" shade	LV3	3 aluminum louvers
	L1L30	3035 lm / 36w	30K	3000K	277	277V					
	L1L40	3891 lm / 50w	35K	3500K	347	347V					
	L1L45	4553 lm / 48w	40K	4000K	480	480V					
	Delivered lumens calculated at 4000K/80CRI. Typical power consumption. Refer to LCF table for outputs at other CCTs.		HVOLT 347V-480V MVOLT 120V-277V								

ADDITIONAL LIGHT		*MOUNTING		SUSPENSION LENGTH		MOUNTING ACCESSORY		CONTROLS	
DLO	Luminous opening for downlight	CAT3	Catenary suspension attachment	12IN	12"	STC	Set of 3 stabilizer cables <sup>2</sup>	NLTAIR2	nLight AIR 2.0 control embedded in canopy with black antenna <sup>3</sup>
		SPG	Silver braided power cord with aircraft cable <sup>1</sup>	24IN	24"				
				36IN	36"				
				48IN	48"				
		STM	Field-cuttable hang straight stem	60IN	60"				
				Available up to 240" in 12" increments. Required field for SPG, STM.					

FUSE		PHOTOCELL		EMERGENCY		*FINISH		ENVIRONMENT	
FS	Fuse	PH	Photocell	REM7	Remote emergency battery, 90 min, 7W <sup>4</sup>	BKT	Jet black	MG	Marine grade paint <sup>7</sup>
						BZT	Bronze	WE	Modification for wet location
						CHT	Champagne	MW	Modification for wet location w/marine grade paint <sup>7</sup>
						DGT	Gun metal		
						GRT	Titanium gray		
						MST	Matte silver		
						SGT	Steel gray		
						WHT	Snow white		
						CMC	Custom matched color <sup>5</sup>		
						RAL	RAL color <sup>6</sup>		

### NOTES

\*- Denotes a required field

1- Not suitable for outdoor locations.

2- Available only with STM.

3- Available only with 120 or 277V. Installed in Ø11" or Ø15" canopy with STM/SPG. Refer to the mounting image for more details. Not available with REM7, PH, CAT3, MG, WE or MW.

4- Remote mount 50ft - 12" (305mm) square enclosure with access cover. Not available with CAT3, 347V, 480V or HVOLT. Cable between fixture and remote box is provided by others.

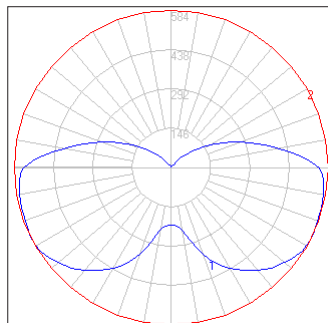
5- Contact factory to coordinate custom matching color.

6- Specify RAL number.

7- Marine grade paint for harsh, coastal environment and exposure to salt water. Additional delay required.

## TYPICAL PHOTOMETRY SUMMARY

### EC840-L1L45



**Total Lms:** 4553 Lumens  
**Total Input Watts:** 48.3 W  
**Efficacy:** 94.2 Lumens/Watt  
**BUG:** B2-U4-G3  
**CCT/CRI:** 4000K/80  
**Maximum Candela:** 584 (65°V)

LUMEN CONVERSION FACTOR (LCF)		
CCT	CRI	LCF
2700K	80	0.91
3000K	80	0.94
3500K	80	0.98
4000K	80	1.00

All Photometry shown use the 80CRI 4000K LEDs.  
 Please visit our web site [www.luminis.com](http://www.luminis.com) for complete I.E.S. file.

## LUMINIS.COM

Toll free: (866) 586-4647 | Fax: (514) 683-8872 | Email: [info@luminis.com](mailto:info@luminis.com)  
 260 Labrosse, Pointe-Claire (QC) Canada H9R 5L5

© 2024 Acuity Brands Lighting Canada, Inc. All rights reserved. Specifications subject to change without notice.

## OPTION DETAILS

