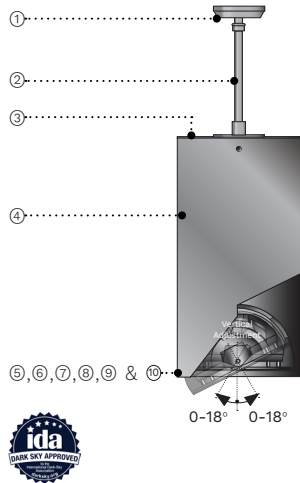


PROJECT NAME:

QUANTITY:

TYPE:

ORDERING CODE:



- ① Heavy duty 45° hang straight swivel, with Ø 5" (127mm) canopy and universal mounting plate.
- ② Field adjustable suspension stem with aircraft safety cable.
- ③ Cast aluminum ventilated top cover.
- ④ Seamless extruded aluminum driver housing.
- ⑤ Fully sealed cast aluminum down light assembly.
- ⑥ Sealed cast aluminum lens frame.
- ⑦ Clear tempered glass lens.
- ⑧ Faceted specular aluminum reflector.
- ⑨ Light module with  $\pm 18^\circ$  tilting mechanism allowing forward and back light adjustability.
- ⑩ All stainless steel hardware.



SQ805

## MATERIALS

Syrios Square is made of corrosion resistant 356 aluminum alloy with a copper (CU) content of less than 0.1%. The main housing is made of seamless extruded aluminum, with an integrally sealed LED light module designed for optimal heat dissipation, and lighting performance. Syrios Square is standard with a unique proprietary design allowing the sealed LED module to tilt within the housing. The top cast aluminum cover includes ventilation slots allowing air circulation and cooling of assembly.

## ELECTRICAL DRIVER

Driver is 0-10V dimming-ready (dims to 10%) with: 120-277 multi-volt compatibility (50-60Hz), operating temperature range of  $-40^\circ\text{C}/-40^\circ\text{F}$  to  $55^\circ\text{C}/131^\circ\text{F}$ , output over voltage protection, output over current protection and output short circuit protection with auto-recovery.

## LED LIGHT ENGINE

Offered in 2700K/3000K/3500K/4000K CCT with 80 CRI. 70% LED lumen maintenance at 60,000 hours (L70/B50) based on IESNA LM-80-08 LED extrapolated life, calculated per IESNA TM-21-21. Optional true amber LED for turtle sensitive areas. Wavelengths: 585nm to 597nm.

## FINISH

Five-stage preparation process includes preheating of cast aluminum parts for air extraction. Polyester powder coating is applied through an electrostatic process, and oven cured for long term finish.

## CERTIFICATION

UL Certified to Canadian and U.S. safety standards. Certified for use in wet locations. Rated IP65\*. Photometric testing performed by an independent laboratory in accordance with IES LM-79-08 standards at  $25^\circ\text{C}$ . Actual performance may differ as a result of end-user environment and application.

## WARRANTY

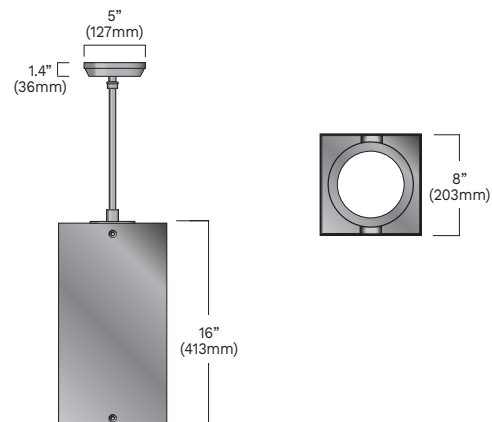
5-year limited warranty. This is the only warranty provided and no other statements in this specification sheet create any warranty of any kind. All other express and implied warranties are disclaimed. Complete warranty terms located at: <https://www.acuitybrands.com/support/warranty/terms-and-conditions>

## MOUNTING

The mounting plate is designed to fit on a 4" (102mm) octagonal electrical box using 3.5" (89mm) C/C mounting holes. Fixture must be installed on a finished ceiling for exterior applications and/or exposed to inclement weather.

## MEASUREMENTS

Maximum weight: 19.8 lbs (9 kg)




\*Luminaire only. Ceiling canopy must be protected.

## LUMINIS.COM

Toll free: (866) 586-4647 | Fax: (514) 683-8872 | Email: [info@luminis.com](mailto:info@luminis.com)  
260 Labrosse, Pointe-Claire (QC) Canada H9R 5L5

SQ805  
Rev. 11/25/24

## ORDERING CODE

*SERIES	*LIGHT OUTPUT	*DISTRIBUTION	*CCT <sup>5</sup>	*VOLTAGE
<b>SQ805</b> 	<u>Static White</u> <b>L1L20</b> 2157 lm / 22w <b>L1L35</b> 3572 lm / 40w <b>L1L50</b> 5357 lm / 55w <b>L1L75</b> 7440 lm / 77w  <u>True Amber</u> <b>L1LK2A</b> 440 lm / 11w <sup>1</sup>  Delivered lumens calculated at 4000K/80CRI except for amber. Flood optic distribution. Typical power consumption. Refer to LCF table for outputs at other CCTs.	<b>NR</b> Narrow optic 12° <sup>3</sup> <b>FLD</b> Flood optic 28° <b>WD</b> Wide optic 38° <b>VWD</b> Very wide optic 55°	<b>27K</b> 2700K <b>30K</b> 3000K <b>35K</b> 3500K <b>40K</b> 4000K <b>AMB</b> 585nm to 597nm	<b>120</b> 120V <b>277</b> 277V <b>347</b> 347V <sup>3</sup> <b>480</b> 480V <sup>3</sup> <b>HVOLT</b> 347V-480V <sup>3</sup> <b>MVOLT</b> 120V-277V
	<u>Very Narrow Distribution</u> <b>L1L30NR</b> 2954 lm / 50w <sup>2</sup>  Delivered lumens calculated at 4000K/80CRI. Very narrow optic distribution. Typical power consumption. Refer to LCF table for outputs at other CCTs.	<b>VNR</b> Very narrow optic 9° <sup>4</sup>		

*MOUNTING	*SUSPENSION LENGTH	MOUNTING ACCESSORY	CONTROLS	LENS/DIFFUSER
<b>STM</b> Field-cuttable hang straight stem	<b>12IN</b> 12" <b>24IN</b> 24" <b>36IN</b> 36" <b>48IN</b> 48" <b>60IN</b> 60"  Available up to 240" in 12" increments.	<b>STC</b> Set of 3 stabilizer cables	<b>NLTAIR2</b> nLight AIR 2.0 control embedded in canopy with black antenna <sup>6</sup>	<b>LSL</b> Linear spread lens <b>SL</b> Solite lens <sup>7</sup>

FUSE	EMERGENCY	LOUVERS	*FINISH	WOOD FINISH <sup>11</sup>	ENVIRONMENT
<b>FS</b> Fuse	<b>REM7</b> Remote emergency battery, 90 min, 7W <sup>8</sup>	<b>HL</b> Hexcell louver	<b>BKT</b> Jet black <b>BZT</b> Bronze <b>CHT</b> Champagne <b>DGT</b> Gun metal <b>GRT</b> Titanium gray <b>MST</b> Matte silver <b>SGT</b> Steel gray <b>WHT</b> Snow white  <b>CMC</b> Custom matched color <sup>9</sup> <b>RAL</b> RAL color <sup>10</sup>	<b>ADG</b> American douglas <b>BRC</b> Birch <b>CHN</b> Chestnut <b>CRY</b> Cherry <b>KNP</b> Knotty pine <b>MPL</b> Maple <b>OFL</b> Oak <b>RSW</b> Rosewood <b>TEK</b> Teak <b>WLN</b> Walnut	<b>MG</b> Marine grade paint <sup>12</sup> <b>NT</b> Natatorium suitable <sup>13</sup>

NOTES ON NEXT PAGE

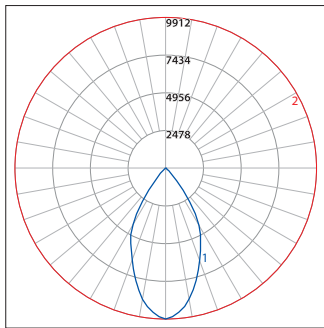
### NOTES

- \*- Denotes a required field
- 1- Available only with AMB option.
- 2- Available only with VNR distribution option. Not available with 27K, 35K or AMB.
- 3- Not available with L1L75.
- 4- Field angle 21°.
- 5- For IDA certification compliance, luminaire must be ordered with 3000K or warmer.
- 6- Available only with 120 or 277V. Installed in Ø11" canopy with STM. Refer to the mounting image for more details. Not available with REM7, VNR, NT or AMB.

- 7- Lumen conversion factor (LCF) 0.9.
- 8- Remote mount 50ft - 12" square enclosure with access cover. The remote enclosure must be interior. Cable between fixture and remote box is provided by others.
- 9- Contact factory to coordinate custom matching color.
- 10- Specify RAL number.
- 11- Faux wood finish not applied to canopy, lens frame, accessories and stem. Additional delay required. Not compatible with marine grade paint.
- 12- Marine grade paint for harsh, coastal environment and exposure to salt water. Additional delay required please contact factory for info.
- 13- Available only in WHT and BKT finish.

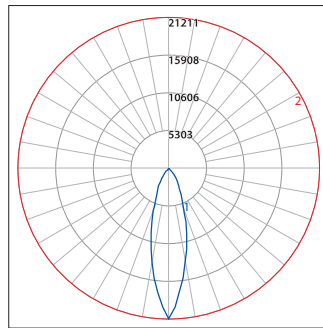
### TYPICAL PHOTOMETRY SUMMARY

#### SQ805-L1L50-NR



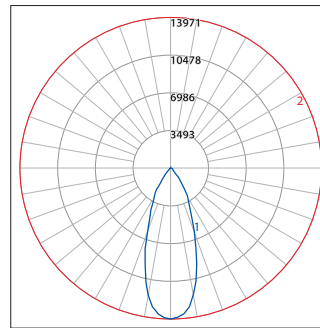
**Total Lms:** 4528 Lumens  
**Total Input Watts:** 55 W  
**Efficacy:** 82 Lumens/Watt  
**BUG:** B3-U0-G0  
**CCT/CRI:** 4000K/80  
**Maximum Candela:** 48778 @ 0°

#### SQ805-L1L75-FLD



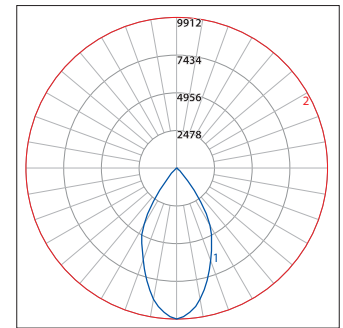
**Total Lms:** 7440 Lumens  
**Total Input Watts:** 77 W  
**Efficacy:** 97 Lumens/Watt  
**BUG:** B4-U0-G0  
**CCT/CRI:** 4000K/80  
**Maximum Candela:** 21211 @ 0°

#### SQ805-L1L75-WD



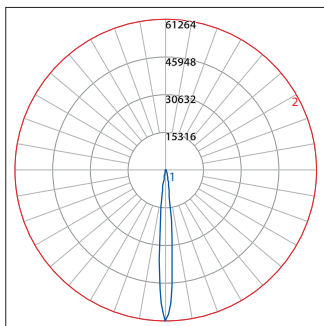
**Total Lms:** 7067 Lumens  
**Total Input Watts:** 77 W  
**Efficacy:** 92 Lumens/Watt  
**BUG:** B4-U0-G0  
**CCT/CRI:** 4000K/80  
**Maximum Candela:** 13971 @ 0°

#### SQ805-L1L75-VWD



**Total Lms:** 7528 Lumens  
**Total Input Watts:** 77 W  
**Efficacy:** 98 Lumens/Watt  
**BUG:** B4-U0-G0  
**CCT/CRI:** 4000K/80  
**Maximum Candela:** 9912 @ 0°

#### SQ805-L1L30NR-VNR



**Total Lms:** 2954 Lumens  
**Total Input Watts:** 50 W  
**Efficacy:** 59 Lumens/Watt  
**BUG:** B3-U0-G0  
**CCT/CRI:** 4000K/80  
**Maximum Candela:** 64940 @ 0°

LUMEN CONVERSION FACTOR (LCF)		
CCT	CRI	LCF
2700K	80	0.91
3000K	80	0.94
3500K	80	0.98
4000K	80	1.00

All Photometry shown use the 80CRI 4000K LEDs.  
 Please visit our web site [www.luminis.com](http://www.luminis.com) for complete I.E.S. file.

### LUMINIS.COM

Toll free: (866) 586-4647 | Fax: (514) 683-8872 | Email: [info@luminis.com](mailto:info@luminis.com)  
 260 Labrosse, Pointe-Claire (QC) Canada H9R 5L5

## OPTION DETAILS

