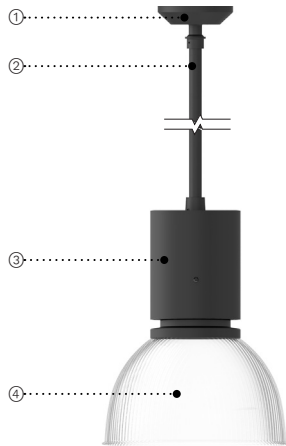


PROJECT NAME: _____ QUANTITY: _____ TYPE: _____

ORDERING CODE: _____



- ① Heavy duty 45° hang straight swivel, with Ø 5" (127mm) canopy and universal mounting plate.
- ② Field adjustable suspension stem or silver braided power cable with aircraft safety cable. Also, offered with a catenary suspension attachment.
- ③ Extruded aluminum driver housing.
- ④ **PR1280:** Diffused acrylic prismatic refractor.
PR1285: Aluminum reflector.
 Inner surface: multi-faceted specular anodized.
 Exterior surface: Satin anodized natural aluminum. Alternate exterior finish (Option RP)



PR1280



PR1285

MATERIALS

Prisma is made of an extruded aluminum housing designed to optimize the functionality of the driver and solid state components. Prisma is available with a choice of two interchangeable reflectors. Aluminum reflector designed to optimize light source performance and uniformity. Diffused acrylic prismatic refractor with a linear peripheral pattern providing general upward illumination with efficient down lighting.

ELECTRICAL DRIVER

120V/277V driver is 0-10V dimming-ready (min. dim to 1%) with 120-277 multi-volt compatibility (50-60Hz), operating temperature range of -20°C/-4°F to +50°C/122°F, output over voltage protection, output over current protection and output short circuit protection with auto-recovery.

347V driver is 0-10V dimming ready (min. dim to 1%) with operating temperature range of -20°C/-4°F to +50°C/122°F, over current and output short circuit protection.

LED LIGHT ENGINE

Offered in 2700K, 3000K, 3500K & 4000K with 80CRI. 70% LED lumen maintenance at 125,000 hours (L70/B50) based on IESNA LM-80-08 LED extrapolated life, calculated per IESNA TM-21-21.

FINISH

Five-stage preparation process includes preheating of cast aluminum parts for air extraction. Polyester powder coating is applied through an electrostatic process, and oven cured for long term finish.

CERTIFICATION

UL Certified to Canadian and U.S. safety standards. Certified for use in for damp location (exception: DMX models are dry location). Rated IP20. Photometric testing performed by an independent laboratory in accordance with IES LM-79-08 standards at 25°C. Actual performance may differ as a result of end-user environment and application.

WARRANTY

5-year limited warranty. This is the only warranty provided and no other statements in this specification sheet create any warranty of any kind. All other express and implied warranties are disclaimed. Complete warranty terms located at: <https://www.acuitybrands.com/support/warranty/terms-and-conditions>

MOUNTING

Mounts on a standard 4" (102mm) octagonal electrical box with 3.5" (89mm) C/C mounting holes.

MEASUREMENTS

Maximum weight: 10 lbs (4.5 kg)




LUMINIS.COM

Toll free: (866) 586-4647 | Fax: (514) 683-8872 | Email: info@luminis.com
 260 Labrosse, Pointe-Claire (QC) Canada H9R 5L5

PR1280/PR1285

Rev. 11/26/24

ORDERING CODE

*SERIES	*LIGHT OUTPUT	*CCT	*VOLTAGE	CONTROLS
	L1L10 1456 lm / 11w	27K 2700K	120 120V	DMX DMX/RDM dim to dark 0%. ^{4,5} NLTAIR2 nLight AIR 2.0 control embedded in canopy with black antenna ⁶
	L1L20 2294 lm / 17w	30K 3000K	277 277V	
	L1L30 3372 lm / 24w	35K 3500K	347 347V ²	
	L1L40 4153 lm / 31w	40K 4000K	MVOLT 120V-277V ³	
	L1L50 5160 lm / 39w			
	L1L60¹ 6131 lm / 48w			
Delivered lumens calculated at 4000K/80CRI. Typical power consumption. Refer to LCF table for outputs at other CCTs.				


LENS/DIFFUSER	*MOUNTING	SUSPENSION LENGTH	FUSE
CF12 Clear acrylic flat bottom lens ⁷	CAT3 Catenary suspension attachment	12IN 12"	FS Fuse
DC12 Diffused acrylic prismatic bottom conical lens ⁷	SPG Silver braided suspension power cord with aircraft cable	24IN 24"	
DF12 Diffused acrylic flat bottom lens ⁷	STM Field-cutttable hang straight suspension stem ⁸	36IN 36"	
	TA 3/4" NPT conduit adaptor	48IN 48"	
		60IN 60"	
Available up to 240" in 12" increments. Required field for SPG, STM.			

EMERGENCY	SHIELDING ACCESSORIES	*FINISH
EM10 10W integral emergency battery, 90 min ⁹	BC12 Aluminum lower diffuser band ¹²	BKT Jet black
EMC7 7W integral emergency battery, 90 min. Within oversized ceiling canopy. ¹⁰		BZT Bronze
REM7 Remote emergency battery, 90 min, 7W ¹¹		CHT Champagne
		DGT Gun metal
		GRT Titanium gray
		MST Matte silver
		SGT Steel gray
		WHT Snow white
		CMC Custom matched color ¹³
		RAL RAL color ¹⁴

NOTES

- *- Denotes a required field
- 1- Not available with DMX or EM10.
- 2- 347V not available with DMX, EM10, EMC7, REM7.
- 3- MVOLT not available with FS.
- 4- Default dimming curve: Logarithmic. Factory set to address one unless otherwise specified. Refer to DMX Reference Guide for more information (available on website).
- 5- Housing increases by 2.4" (60.9mm). Not available with L1L60, EM10, EMC7 or REM7. Mounting must be selected, choose between STM or SPG.
- 6- Available only with 120V or 277V. Installed in Ø11" canopy with STM/SPG. Refer to the mounting image for more details. Not available with DMX, REM7, EMC7, EM10, CAT3, TA.
- 7- Lumen conversion factor (LCF) 0.94.
- 8- If DMX option is selected, STM maximum length is 36" (914mm).
- 9- Housing will increase by 1.2" (30.5mm). Not available with L1L60. Not available with 347V.
- 10- EMC7 not available with CAT3 or TA options.
- 11- Remote mount 50ft - 12" square enclosure with access cover. The remote enclosure must be interior. Cable between fixture and remote box is provided by others. Not available with 347V or CAT3.
- 12- Available only with PR1280.
- 13- Contact factory to coordinate custom matching color.
- 14- Specify RAL number.

ORDERING CODE

*SERIES	*LIGHT OUTPUT	*CCT	*VOLTAGE	CONTROLS
	L1L10 1450 lm / 11w	27K 2700K	120 120V	DMX DMX/RDM dim to dark 0%. ^{4,5} NLTAIR2 nLight AIR 2.0 control embedded in canopy with black antenna ⁶
	L1L20 2284 lm / 17w	30K 3000K	277 277V	
	L1L30 3093 lm / 24w	35K 3500K	347 347V ²	
	L1L40 4134 lm / 31w	40K 4000K	MVOLT 120V-277V ³	
	L1L50 4890 lm / 38w			
	L1L60¹ 5865 lm / 46w			
Delivered lumens calculated at 4000K/80CRI. Typical power consumption. Refer to LCF table for outputs at other CCTs				

LENS/DIFFUSER	*MOUNTING	SUSPENSION LENGTH	FUSE
CF12 Clear acrylic flat bottom lens ⁷	CAT3 Catenary suspension attachment	12IN 12"	FS Fuse
DC12 Diffused acrylic prismatic bottom conical lens ⁷	SPG Silver braided suspension power cord with aircraft cable	24IN 24"	
DF12 Diffused acrylic flat bottom lens ⁷	STM Field-cutttable hang straight suspension stem ⁸	36IN 36"	
	TA 3/4" NPT conduit adaptor	48IN 48"	
		60IN 60"	
Available up to 240" in 12" increments. Required field for SPG, STM.			

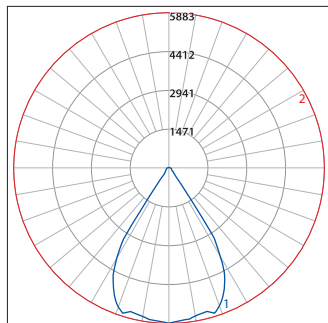
EMERGENCY	*FINISH	REFLECTOR FINISH
EM10 10W integral emergency battery, 90 min ⁹	BKT Jet black	RP Exterior of aluminum reflector to match housing finish ¹⁴
EMC7 7W integral emergency battery, 90 min. Within oversized ceiling canopy. ¹⁰	BZT Bronze	
REM7 Remote emergency battery, 90 min, 7W ¹¹	CHT Champagne	
	DGT Gun metal	
	GRT Titanium gray	
	MST Matte silver	
	SGT Steel gray	
	WHT Snow white	
	CMC Custom matched color ¹²	
	RAL RAL color ¹³	

NOTES

- *- Denotes a required field
- 1- Not available with DMX or EM10.
- 2- 347V not available with DMX, EM10, EMC7, REM7.
- 3- MVOLT not available with FS.
- 4- Default dimming curve: Logarithmic. Factory set to address one unless otherwise specified. Refer to DMX Reference Guide for more information (available on website).
- 5- Housing increases by 2.4" (60.9mm). Not available with L1L60, EM10, EMC7 or REM7. Mounting must be selected, choose between STM or SPG.
- 6- Available only with 120V or 277V. Installed in Ø11" canopy with STM/SPG. Refer to the mounting image for more details. Not available with DMX, REM7, EMC7, EM10, CAT3, TA.
- 7- Lumen conversion factor (LCF) 0.94.
- 8- If DMX option is selected, STM maximum length is 36" (914mm).
- 9- Housing will increase by 1.2" (30.5mm). Not available with L1L60. Not available with 347V.
- 10- EMC7 not available with CAT3 or TA options.
- 11- Remote mount 50ft - 12" square enclosure with access cover. The remote enclosure must be interior. Cable between fixture and remote box is provided by others. Not available with 347V or CAT3.
- 12- Contact factory to coordinate custom matching color.
- 13- Specify RAL number.
- 14- Available only with PR1285.

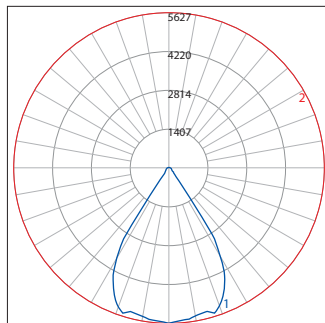
TYPICAL PHOTOMETRY SUMMARY

PR1280-L1L60



Total Lms: 6131 Lumens
Total Input Watts: 47.7 W
Efficacy: 128 Lumens/Watt
CCT/CRI: 4000K/80
Maximum Candela: 5,883 @ 0°H/0°V

PR1285-L1L60



Total Lms: 5865 Lumens
Total Input Watts: 45.5 W
Efficacy: 129 Lumens/Watt
CCT/CRI: 4000K/80
Maximum Candela: 5,627 @ 0°H/0°V

LUMEN CONVERSION FACTOR (LCF)


CCT	CRI	LCF
2700K	80	0.92
3000K	80	0.95
3000K	90	0.68
3500K	80	0.98
4000K	80	1.00


All Photometry shown use the 80CRI 4000K LEDs.
 Please visit our web site www.luminis.com for complete I.E.S. file.

LUMINIS.COM

Toll free: (866) 586-4647 | Fax: (514) 683-8872 | Email: info@luminis.com
 260 Labrosse, Pointe-Claire (QC) Canada H9R 5L5


OPTION DETAILS




NLTAIR2 (STM & SPG) 

Ø11" canopy with nLight AIR Control gen2 and black antenna.


For the following light outputs:
 L1L10, L1L20, L1L30, L1L40,
 L1L50, L1L60



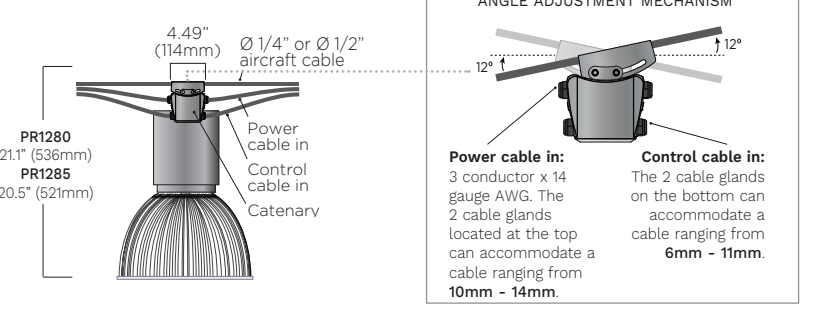
CF12
 Clear acrylic flat bottom lens with nickel plated clamp ring.



DC12
 Diffused acrylic prismatic bottom conical lens with nickel plated clamp ring.



DF12
 Diffused acrylic flat bottom lens with nickel plated clamp ring.



CAT3
 Cast aluminum catenary junction box with 2 sealed connectors for 0.24"-0.47" (6mm-12mm) power cable. Ready to accept 1/4" or 1/2" stainless steel suspension cable.
 Weight: 13.3 lbs (6 kg)
 (Structural design, power cable, control cable, stainless steel catenary cable, cable fittings, and fittings for mounting to support structure provided by others.)

ANGLE ADJUSTMENT MECHANISM

Power cable in: 3 conductor x 14 gauge AWG. The 2 cable glands located at the top can accommodate a cable ranging from 10mm - 14mm.

Control cable in: The 2 cable glands on the bottom can accommodate a cable ranging from 6mm - 11mm.

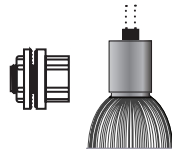


SPG
 Silver braided power cord with onsite adjustable aircraft safety cable.
 Second cord added to models with the following options: DMX.

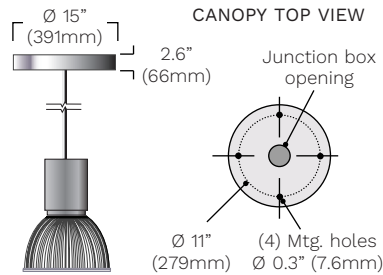
OPTION DETAILS



STM
 Heavy duty 45° hang straight swivel, with \varnothing 5" (127mm) canopy and universal mounting plate. \varnothing 7/8" (22mm) X 36" lg. (914mm) suspension stem with aircraft safety cable.
 NOTE: If DMX/RDM is selected, maximum length is 36" (914mm).

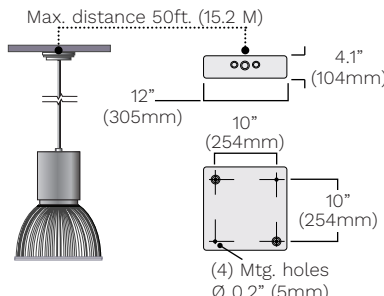


TA
 3/4" NPT Suspension conduit adaptor (conduit by others). Supplied with 3 X 18 ga. X 36" lg. wiring. (Longer wires to be specified.)



EMC7
 7W Canopy mount integral 120/277V emergency battery pack.

CANOPY TOP VIEW
 \varnothing 15" (391mm)
 2.6" (66mm)
 Junction box opening
 \varnothing 11" (279mm)
 (4) Mtg. holes \varnothing 0.3" (7.6mm)

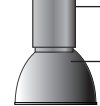


Max. distance 50ft. (15.2 M)
 12" (305mm)
 4.1" (104mm)
 10" (254mm)
 10" (254mm)
 (4) Mtg. holes \varnothing 0.2" (5mm)

REM7
 7W Remote mount 120/277V emergency battery pack. Test switch provided within enclosure with 5" (127mm) leads.



BC12
 Aluminum lower diffuser band, same color as luminaire.
 PR1280 only



RP
 Inner reflector specular aluminum.
 Exterior same color as luminaire.
 PR1285 only