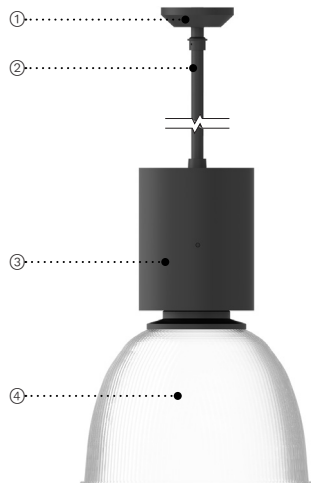


PROJECT NAME:

QUANTITY:

TYPE:

ORDERING CODE:



- ① Heavy duty 45° hang straight swivel, with Ø 5" (127mm) canopy and universal mounting plate.
- ② Field adjustable suspension stem or silver braided power cable with aircraft safety cable. Also, offered with a catenary suspension attachment.
- ③ Extruded aluminum driver housing.
- ④ **PR1691:** Diffused acrylic prismatic refractor.
PR1696: Aluminum reflector.
Inner surface: multi-faceted specular anodized.
Exterior surface: Satin anodized natural aluminum. Alternate exterior finish (Option RP)



PR1691



PR1696

MATERIALS

Prisma is made of an extruded aluminum housing designed to optimize the functionality of the driver and solid state components. Prisma is available with a choice of two interchangeable reflectors. Aluminum reflector designed to optimize light source performance and uniformity. Diffused acrylic prismatic refractor with a linear peripheral pattern providing general upward illumination with efficient down lighting.

ELECTRICAL DRIVER

120V/277V driver is 0-10V dimming-ready (min. dim to 1%)* with 120-277 multi-volt compatibility (50-60Hz), operating temperature range of -20°C/-4°F to +50°C/122°F, output over voltage protection, output over current protection and output short circuit protection with auto-recovery.

347V driver is 0-10V dimming ready (min. dim to 1%)* with operating temperature range of -20°C/-4°F to +50°C/122°F, over current and output short circuit protection.

LED LIGHT ENGINE

Offered in 2700K, 3000K, 3500K & 4000K with 80CRI. 70% LED lumen maintenance at 125,000 hours (L70/B50) based on IESNA LM-80-08 LED extrapolated life, calculated per IESNA TM-21-21.

FINISH

Five-stage preparation process includes preheating of cast aluminum parts for air extraction. Polyester powder coating is applied through an electrostatic process, and oven cured for long term finish.

CERTIFICATION

UL Certified to Canadian and U.S. safety standards. Certified for use in for damp location (exception: DMX models are dry location). Rated IP20. Photometric testing performed by an independent laboratory in accordance with IES LM-79-08 standards at 25°C. Actual performance may differ as a result of end-user environment and application.

WARRANTY

5-year limited warranty. This is the only warranty provided and no other statements in this specification sheet create any warranty of any kind. All other express and implied warranties are disclaimed. Complete warranty terms located at: <https://www.acuitybrands.com/support/warranty/terms-and-conditions>

MOUNTING

Mounts on a standard 4" (102mm) octagonal electrical box with 3.5" (89mm) C/C mounting holes.

MEASUREMENTS

Maximum weight: 15.3 lbs (6.9 kg)



* L1L100 dims to 5%


LUMINIS.COM

Toll free: (866) 586-4647 | Fax: (514) 683-8872 | Email: info@luminis.com
260 Labrosse, Pointe-Claire (QC) Canada H9R 5L5

PR1691/PR1696

Rev. 05/07/25

ORDERING CODE

*SERIES	*LIGHT OUTPUT	*CCT	*VOLTAGE	CONTROLS
	L1L80 8071 lm / 74w	27K 2700K	120 120V	DMX DMX/RDM dim to dark 0%. ^{3,4} NLTAIR2 nLight AIR 2.0 control embedded in canopy with black antenna ⁵
	L1L100 11295 lm / 108w	30K 3000K	277 277V	
		35K 3500K	347 347V ¹	
		40K 4000K	MVOLT 120V-277V ²	
	Delivered lumens calculated at 4000K/80CRI. Typical power consumption. Refer to LCF table for outputs at other CCTs.			

LENS/DIFFUSER		*MOUNTING		SUSPENSION LENGTH		FUSE	
CF16	Clear acrylic flat bottom lens ⁶	CAT3	Catenary suspension attachment	12IN	12"	FS	Fuse
DC16	Diffused acrylic prismatic bottom conical lens ⁶	SPG	Silver braided suspension power cord with aircraft cable	24IN	24"		
DF16	Diffused acrylic flat bottom lens ⁶	STM	Field-cuttable hang straight suspension stem ⁷	36IN	36"		
				48IN	48"		
				60IN	60"		
				Available up to 240" in 12" increments. Required field for SPG, STM.			

EMERGENCY	SHIELDING ACCESSORIES	RING GUARD	*FINISH
EMC7 7W integral emergency battery, 90 min. Within oversized ceiling canopy. ⁸	BC16 Aluminum lower diffuser band ¹⁰	WG16 Zinc plated concentric wire guard	BKT Jet black
REM7 Remote emergency battery, 90 min, 7W ⁹			BZT Bronze
			CHT Champagne
			DGT Gun metal
			GRT Titanium gray
			MST Matte silver
			SGT Steel gray
			WHT Snow white
			CMC Custom matched color ¹¹
			RAL RAL color ¹²

NOTES

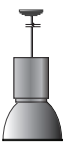
- *- Denotes a required field
- 1- 347V not available with DMX, EMC7, REM7.
- 2- MVOLT not available with FS.
- 3- Default dimming curve: Logarithmic. Factory set to address one unless otherwise specified. Refer to DMX Reference Guide for more information (available on website).
- 4- Housing increases by 2.4" (60.9mm). Not available with EMC7 or REM7. Mounting must be selected, choose between STM or SPG.
- 5- Available only with 120V or 277V. Installed in Ø15" canopy with STM/SPG. Refer to the mounting image for more details. Not available with DMX, REM7, EMC7, CAT3, TA.
- 6- Lumen conversion factor (LCF) 0.94.
- 7- If DMX option is selected, STM maximum length is 36" (914mm).
- 8- EMC7 not available with CAT3 or TA options.
- 9- Remote mount 50ft - 12" square enclosure with access cover. The remote enclosure must be interior. Cable between fixture and remote box is provided by others. Not available with 347V or CAT3.
- 10- Available only with PR1691.
- 11- Contact factory to coordinate custom matching color.
- 12- Specify RAL number.

LUMINIS.COM

Toll free: (866) 586-4647 | Fax: (514) 683-8872 | Email: info@luminis.com
 260 Labrosse, Pointe-Claire (QC) Canada H9R 5L5

PR1691/PR1696
 Rev. 05/07/25

ORDERING CODE

*SERIES	*LIGHT OUTPUT		*CCT		*VOLTAGE		CONTROLS	
	L1L80	7967 lm / 74w	27K	2700K	120	120V	DMX	DMX/RDM dim to dark 0%. ^{3,4}
	L1L100	11149 lm / 108w	30K	3000K	277	277V	NLTAIR2	nLight AIR 2.0 control embedded in canopy with black antenna ⁵
			35K	3500K	347	347V ¹		
			40K	4000K	MVOLT	120V-277V ²		
	Delivered lumens calculated at 4000K/80CRI. Typical power consumption. Refer to LCF table for outputs at other CCTs.							

LENS/DIFFUSER		*MOUNTING		SUSPENSION LENGTH		FUSE	
CF16	Clear acrylic flat bottom lens ⁶	CAT3	Catenary suspension attachment	12IN	12"	FS	Fuse
DC16	Diffused acrylic prismatic bottom conical lens ⁶	SPG	Silver braided suspension power cord with aircraft cable	24IN	24"		
DF16	Diffused acrylic flat bottom lens ⁶	STM	Field-cuttable hang straight suspension stem ⁷	36IN	36"		
				48IN	48"		
				60IN	60"		
				Available up to 240" in 12" increments. Required field for SPG, STM.			

EMERGENCY	RING GUARD	*FINISH	REFLECTOR FINISH
<div><div>EMC7</div><div>7W integral emergency battery, 90 min. Within oversized ceiling canopy.⁸</div></div> <div><div>REM7</div><div>Remote emergency battery, 90 min, 7W⁹</div></div>	<div><div>WG16</div><div>Zinc plated concentric wire guard</div></div>	<div><div>BKT</div><div>Jet black</div></div> <div><div>BZT</div><div>Bronze</div></div> <div><div>CHT</div><div>Champagne</div></div> <div><div>DGT</div><div>Gun metal</div></div> <div><div>GRT</div><div>Titanium gray</div></div> <div><div>MST</div><div>Matte silver</div></div> <div><div>SGT</div><div>Steel gray</div></div> <div><div>WHT</div><div>Snow white</div></div> <div><div>CMC</div><div>Custom matched color¹⁰</div></div> <div><div>RAL</div><div>RAL color¹¹</div></div>	<div><div>RP</div><div>Exterior of aluminum reflector to match housing finish¹²</div></div>

NOTES

*- Denotes a required field

1- 347V not available with DMX, EMC7, REM7.

2- MVOLT not available with FS.

3- Default dimming curve: Logarithmic. Factory set to address one unless otherwise specified. Refer to DMX Reference Guide for more information (available on website).

4- Housing increases by 2.4" (60.9mm). Not available with EMC7 or REM7. Mounting must be selected, choose between STM or SPG.

5- Available only with 120V or 277V. Installed in Ø15" canopy with STM/SPG. Refer to the mounting image for more details. Not available with DMX, REM7, EMC7, CAT3, TA.

6- Lumen conversion factor (LCF) 0.94.

7- If DMX option is selected, STM maximum length is 36" (914mm).

8- EMC7 not available with CAT3 or TA options.

9- Remote mount 50ft - 12" square enclosure with access cover. The remote enclosure must be interior. Cable between fixture and remote box is provided by others. Not available with 347V or CAT3.

10- Contact factory to coordinate custom matching color.

11- Specify RAL number.

12- Available only with PR1696.

LUMINIS.COM

Toll free: (866) 586-4647 | Fax: (514) 683-8872 | Email: info@luminis.com
 260 Labrosse, Pointe-Claire (QC) Canada H9R 5L5

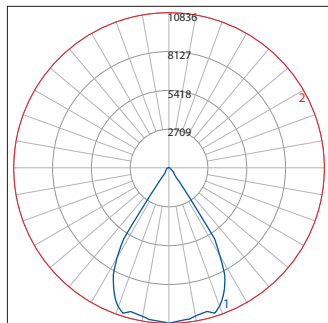
© 2025 Acuity Brands Lighting Canada, Inc. All rights reserved. Specifications subject to change without notice.

PR1691/PR1696

Rev. 05/07/25

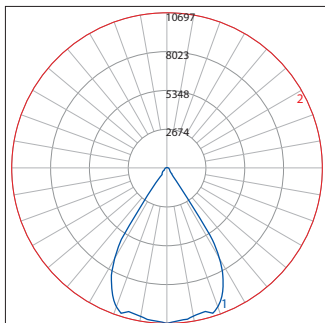
TYPICAL PHOTOMETRY SUMMARY

PR1691-L1L100



Total Lms: 11295 Lumens
Total Input Watts: 108.4 W
Efficacy: 104 Lumens/Watt
CCT/CRI: 4000K/80
Maximum Candela: 10,836 @
 0°H/0°V

PR1696-L1L100



Total Lms: 11149 Lumens
Total Input Watts: 108.4 W
Efficacy: 103 Lumens/Watt
CCT/CRI: 4000K/80
Maximum Candela: 10,697 @
 0°H/0°V

LUMEN CONVERSION FACTOR (LCF)

CCT	CRI	LCF
2700K	80	0.92
3000K	80	0.95
3500K	80	0.98
4000K	80	1.00

All Photometry shown use the 80CRI 4000K LEDs.
 Please visit our web site www.luminis.com for complete I.E.S. file.

LUMINIS.COM

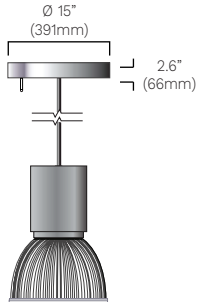
Toll free: (866) 586-4647 | Fax: (514) 683-8872 | Email: info@luminis.com
 260 Labrosse, Pointe-Claire (QC) Canada H9R 5L5

© 2025 Acuity Brands Lighting Canada, Inc. All rights reserved. Specifications subject to change without notice.

PR1691/PR1696
 Rev. 05/07/25

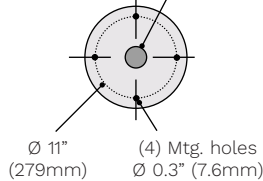
Page 4 of 6

OPTION DETAILS



CANOPY TOP VIEW

Junction box opening



NLTAIR2 (STM & SPG)

Ø11" canopy with nLight
AIR Control gen2 and black
antenna.

For the following light outputs:
L1L80, L1L100



CF16

Clear acrylic flat bottom lens
with nickel plated clamp ring.



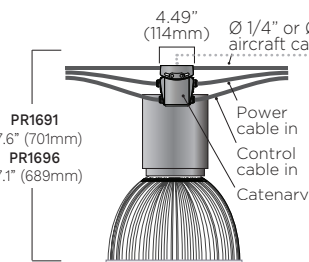
DC16

Diffused acrylic prismatic
bottom conical lens with nickel
plated clamp ring.



DF16

Diffused acrylic flat bottom
lens with nickel plated clamp
ring.



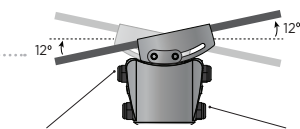
PR1691

27.6" (701mm)

PR1696

27.1" (689mm)

ANGLE ADJUSTMENT MECHANISM



Power cable in:
3 conductor x 14
gauge AWG. The
2 cable glands
located at the top
can accommodate a
cable ranging from
10mm - 14mm.

Control cable in:
The 2 cable glands
on the bottom can
accommodate a
cable ranging from
6mm - 11mm.

CAT3

Cast aluminum catenary junction box with 2 sealed connectors for 0.24"-0.47" (6mm-12mm) power cable. Ready to accept 1/4" or 1/2" stainless steel suspension cable.

Weight: 18.6 lbs (8.4 kg)

(Structural design, power cable, control cable, stainless steel catenary cable, cable fittings, and fittings for mounting to support structure provided by others.)



SPG

Silver braided power cord with
onsite adjustable aircraft safety
cable.

Second cord added to models
with the following options: DMX.

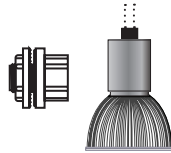
OPTION DETAILS



STM

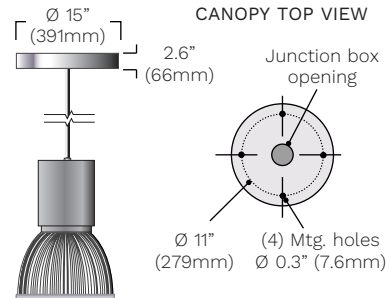
Heavy duty 45° hang straight swivel, with Ø 5" (127mm) canopy and universal mounting plate. Ø 7/8" (22mm) suspension stem with aircraft safety cable.

NOTE: If DMX/RDM is selected, maximum length is 36" (914mm).



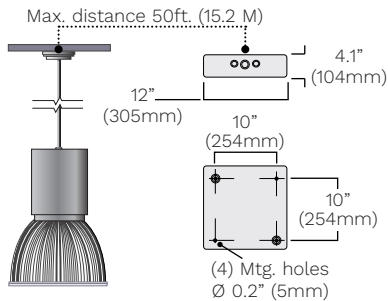
TA

3/4" NPT Suspension conduit adaptor (conduit by others). Supplied with 3 X 18 ga. X 36" lg. wiring. (Longer wires to be specified.)



EMC7

7W Canopy mount integral 120/277V emergency battery pack.



REM7

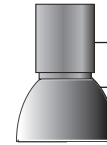
7W Remote mount 120/277V emergency battery pack. Test switch provided within enclosure with 5" (127mm) leads.



BC16

Aluminum lower diffuser band, same color as luminaire.

PR1691 only



RP

Inner reflector specular aluminum. Exterior same color as luminaire.

PR1696 only



WG16

Zinc plated concentric ring guard