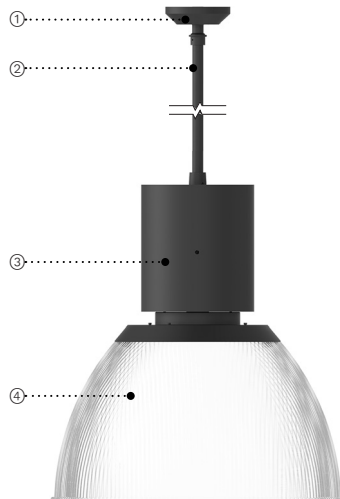


PROJECT NAME:

QUANTITY:

TYPE:

ORDERING CODE:



- ① Heavy duty 45° hang straight swivel, with Ø 5" (127mm) canopy and universal mounting plate.
- ② Field adjustable suspension stem or silver braided power cable with aircraft safety cable. Also, offered with a catenary suspension attachment.
- ③ Extruded aluminum driver housing.
- ④ **PR2280:** Diffused acrylic prismatic refractor.
PR2285: Aluminum reflector.
Inner surface: multi-faceted specular anodized.
Exterior surface: Satin anodized natural aluminum. Alternate exterior finish (Option RP)



PR2280



PR2285

MATERIALS

Prisma is made of an extruded aluminum housing designed to optimize the functionality of the driver and the solid state components. Prisma is available with a choice of two interchangeable reflectors. Aluminum reflector designed to optimize light source performance and uniformity. Diffused acrylic prismatic refractor with a linear peripheral pattern providing general upward illumination with efficient down lighting.

ELECTRICAL DRIVER

120V/277V driver is 0-10V dimming-ready (min. dim to 5%)* with 120-277 multi-volt compatibility (50-60Hz), operating temperature range of -20°C/-4°F to +50°C/122°F, output over voltage protection, output over current protection and output short circuit protection with auto-recovery.

347V driver is 0-10V dimming ready (min. dim to 10%) with operating temperature range of -20°C/-4°F to +50°C/122°F, over current and output short circuit protection.

LED LIGHT ENGINE

Offered in 2700K, 3000K, 3500K & 4000K with 80CRI. 70% LED lumen maintenance at 125,000 hours (L70/B50) based on IESNA LM-80-08 LED extrapolated life, calculated per IESNA TM-21-21.

FINISH

Five-stage preparation process includes preheating of cast aluminum parts for air extraction. Polyester powder coating is applied through an electrostatic process, and oven cured for long term finish.

CERTIFICATION

UL Certified to Canadian and U.S. safety standards. Certified for use in damp location. Rated IP20. Photometric testing performed by an independent laboratory in accordance with IES LM-79-08 standards at 25°C. Actual performance may differ as a result of end-user environment and application.

WARRANTY

5-year limited warranty. This is the only warranty provided and no other statements in this specification sheet create any warranty of any kind. All other express and implied warranties are disclaimed. Complete warranty terms located at: <https://www.acuitybrands.com/support/warranty/terms-and-conditions>

MOUNTING

Mounts on a standard 4" (102mm) octagonal electrical box with 3.5" (89mm) C/C mounting holes.

MEASUREMENTS

Maximum weight: 24.9 lbs (11.3 kg)



* L1L65, L1L85 and L1L100 dims to 1%.


LUMINIS.COM

Toll free: (866) 586-4647 | Fax: (514) 683-8872 | Email: info@luminis.com
260 Labrosse, Pointe-Claire (QC) Canada H9R 5L5

PR2280/PR2285

Rev. 02/21/25

ORDERING CODE

*SERIES	*LIGHT OUTPUT	*CCT	*VOLTAGE	CONTROLS		
<div>PR2280</div> 	L1L65	6928 lm / 58w	27K	2700K	120120V 277277V 347347V MVOLT120V-277V ¹	NLTAIR2nLight AIR 2.0 control embedded in canopy with black antenna ²
	L1L85	8597 lm / 74w	30K	3000K		
	L1L100	9947 lm / 86w	35K	3500K		
	L1L120	12031 lm / 107w	40K	4000K		
	L1L140	14061 lm / 105w				
	L1L160	16983 lm / 132w				
	L1L200	19842 lm / 158w				
Delivered lumens calculated at 4000K/80CRI. Typical power consumption. Refer to LCF table for outputs at other CCTs.						

LENS/DIFFUSER		*MOUNTING		MOUNTING ACCESSORY		SUSPENSION LENGTH		FUSE	
CF22	Clear acrylic flat bottom lens ³	CAT3	Catenary suspension attachment	STC	Set of 3 stabilizer cables ⁴	12IN	12"	FS	Fuse
DC22	Diffused acrylic prismatic bottom conical lens ³	HK	Male hook with 0.43" opening, includes 36" 5/18 black power cord			24IN	24"		
		SPG	Silver braided suspension power cord with aircraft cable			36IN	36"		
DF22	Diffused acrylic flat bottom lens ³	STM	Field-cuttable hang straight suspension stem			48IN	48"		
		TA	3/4" NPT conduit adaptor			60IN	60"		
						Available up to 240" in 12" increments. Required field for SPG, STM.			

EMERGENCY	SHIELDING ACCESSORIES	RING GUARD	*FINISH
REM7 Remote emergency battery, 90 min, 7W ⁵	BC22 Aluminum lower diffuser band ⁶	WG22 Zinc plated concentric wire guard	BKT Jet black BZT Bronze CHT Champagne DGT Gun metal GRT Titanium gray MST Matte silver SGT Steel gray WHT Snow white CMC Custom matched color ⁷ RAL RAL color ⁸

NOTES

*- Denotes a required field

1- MVOLT not available with FS.

2- Available only with 120V or 277V. Installed in Ø15" canopy with STM/SPG. Refer to the mounting image for more details. Not available with L1L140, L1L160, L1L200, REM7, CAT3, TA, HK.

3- Lumen conversion factor (LCF) 0.94.

4- Available only with STM.

5- Remote mount 50ft - 12" square enclosure with access cover. The remote enclosure must be interior. Cable between fixture and remote box is provided by others. Not available with 347V or CAT3.

6- Available only with PR2280.

7- Contact factory to coordinate custom matching color.

8- Specify RAL number.


LUMINIS.COM

Toll free: (866) 586-4647 | Fax: (514) 683-8872 | Email: info@luminis.com
260 Labrosse, Pointe-Claire (QC) Canada H9R 5L5

PR2280/PR2285

Rev. 02/21/25

ORDERING CODE

*SERIES	*LIGHT OUTPUT	*CCT	CRI	*VOLTAGE	CONTROLS
<div>PR2285</div> 	L1L656757 lm / 58w	27K2700K	90CRI90 CRI ¹	120120V	NLTAIR2nLight AIR 2.0 control embedded in canopy with black antenna ³
	L1L858515 lm / 79w	30K3000K		277277V	
	L1L1009700 lm / 86w	35K3500K		347347V	
	L1L12011733 lm / 108w	40K4000K		MVOLT120V-277V ²	
	L1L14013712 lm / 105w				
	L1L16016562 lm / 132w				
	L1L20019351 lm / 158w				
	Delivered lumens calculated at 4000K/80CRI. Typical power consumption. Refer to LCF table for outputs at other CCTs.				

LENS/DIFFUSER	*MOUNTING	MOUNTING ACCESSORY	SUSPENSION LENGTH	FUSE
CF22Clear acrylic flat bottom lens ⁴	CAT3Catenary suspension attachment	STCSet of 3 stabilizer cables ⁵	12IN12"	FSFuse
DC22Diffused acrylic prismatic bottom conical lens ⁴	HKMale hook with 0.43" opening, includes 36" 5/18 black power cord		24IN24"	
DF22Diffused acrylic flat bottom lens ⁴	SPGSilver braided suspension power cord with aircraft cable		36IN36"	
	STMField-cuttable hang straight suspension stem		48IN48"	
	TA3/4" NPT conduit adaptor		60IN60"	
		Available up to 240" in 12" increments. Required field for SPG, STM.		

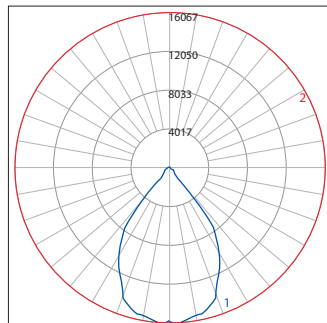
EMERGENCY	RING GUARD	*FINISH	REFLECTOR FINISH
REM7Remote emergency battery, 90 min, 7W ⁶	WG22Zinc plated concentric wire guard	BKTJet black BZTBronze CHTChampagne DGTGun metal GRTTitanium gray MSTMatte silver SGTSteel gray WHTSnow white CMCCustom matched color ⁷ RALRAL color ⁸	RPExterior of aluminum reflector to match housing finish ⁹

NOTES

- *- Denotes a required field
- 1- Available only with 3000K.
- 2- MVOLT not available with FS.
- 3- Available only with 120V or 277V. Installed in Ø15" canopy with STM/SPG. Refer to the mounting image for more details. Not available with L1L140, L1L160, L1L200, REM7, CAT3, TA, HK.
- 4- Lumen conversion factor (LCF) 0.94.
- 5- Available only with STM.
- 6- Remote mount 50ft - 12" square enclosure with access cover. The remote enclosure must be interior. Cable between fixture and remote box is provided by others. Not available with 347V or CAT3.
- 7- Contact factory to coordinate custom matching color.
- 8- Specify RAL number.
- 9- Available only with PR2285.

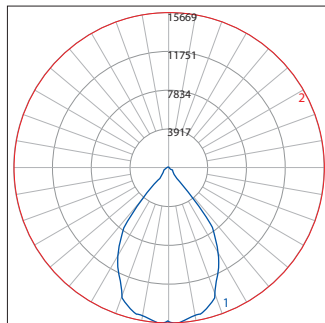
TYPICAL PHOTOMETRY SUMMARY

PR2280-L1L200



Total Lms: 19842 Lumens
Total Input Watts: 157.5 W
Efficacy: 126 Lumens/Watt
CCT/CRI: 4000K/80
Maximum Candela: 16,067 @
 0°H/2.5°V

PR2285-L1L200



Total Lms: 19351 Lumens
Total Input Watts: 157.5 W
Efficacy: 123 Lumens/Watt
CCT/CRI: 4000K/80
Maximum Candela: 15,669 @
 0°H/2.5°V

LUMEN CONVERSION FACTOR (LCF)

CCT	CRI	LCF
2700K	80	0.92
3000K	80	0.95
3500K	80	0.98
4000K	80	1.00

All Photometry shown use the 80CRI 4000K LEDs.
 Please visit our web site www.luminis.com for complete I.E.S. file.

LUMINIS.COM

Toll free: (866) 586-4647 | Fax: (514) 683-8872 | Email: info@luminis.com
 260 Labrosse, Pointe-Claire (QC) Canada H9R 5L5

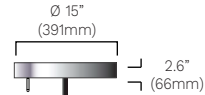
© 2025 Acuity Brands Lighting Canada, Inc. All rights reserved. Specifications subject to change without notice.

PR2280/PR2285

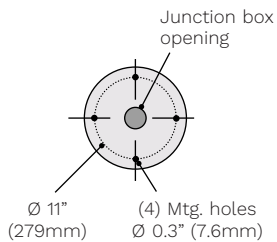
Rev. 02/21/25


Page 4 of 6

OPTION DETAILS



CANOPY TOP VIEW



NLTAIR2 (STM & SPG) 
Ø11" canopy with nLight AIR
Control gen2 and black antenna.

For the following light outputs:
L1L65, L1L85, L1L100, L1L120



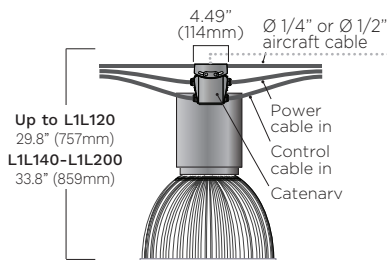
CF22
Clear acrylic flat bottom lens
with nickel plated clamp ring.



DC22
Diffused acrylic prismatic
bottom conical lens with nickel
plated clamp ring.

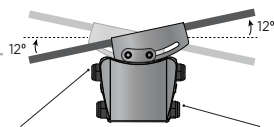


DF22
Diffused acrylic flat bottom
lens with nickel plated clamp
ring.



Up to L1L120
29.8" (757mm)
L1L140-L1L200
33.8" (859mm)

ANGLE ADJUSTMENT MECHANISM



Power cable in:
3 conductor x 14
gauge AWG. The
2 cable glands
located at the top
can accommodate a
cable ranging from
10mm - 14mm.

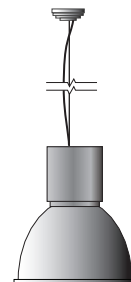
Control cable in:
The 2 cable glands
on the bottom can
accommodate a
cable ranging from
6mm - 11mm.

CAT3

Cast aluminum catenary junction box with 2 sealed connectors for 0.24"-0.47" (6mm-12mm) power cable. Ready to accept 1/4" or 1/2" stainless steel suspension cable.

Weight: 28.2 lbs (12.8 kg)

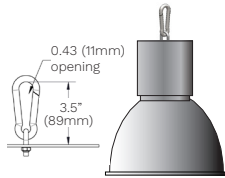
(Structural design, power cable, control cable, stainless steel catenary cable, cable fittings, and fittings for mounting to support structure provided by others.)



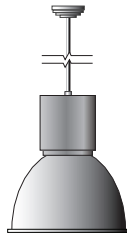
SPG

Silver braided power cord with
onsite adjustable aircraft safety
cable.

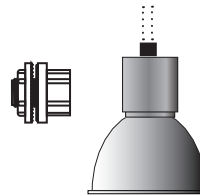
OPTION DETAILS



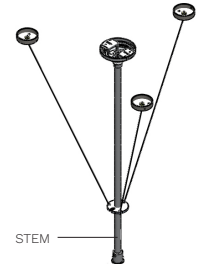
HK
0.43" opening supplied with 5/18 black power cord 36" lg.



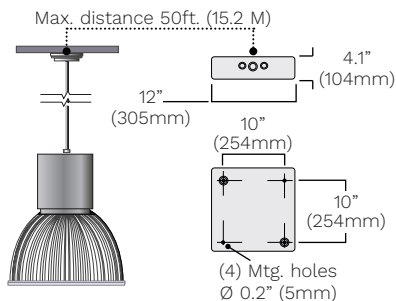
STM
Heavy duty 45° hang straight swivel, with Ø 5" (127mm) canopy and universal mounting plate. Ø 7/8" (22mm) X 36" lg. (914mm) suspension stem with aircraft safety cable.



TA
3/4" NPT Suspension conduit adaptor (conduit by others). Supplied with 3 X 18 ga. X 36" lg. wiring. (Longer wires to be specified.)



STC
Set of three stabilizer cables.

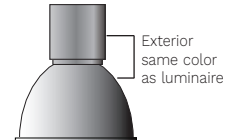


REM7
7W Remote mount 120/277V emergency battery pack.



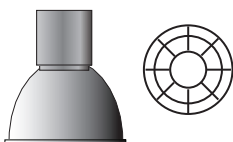
BC22
Aluminum lower diffuser band, same color as luminaire.

PR2280 only



RP
Inner reflector specular aluminum. Exterior same color as luminaire.

PR2285 only



WG22
Zinc plated concentric ring guard