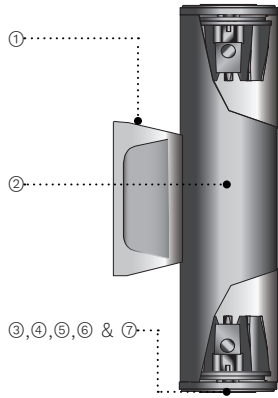


PROJECT NAME: _____ QUANTITY: _____ TYPE: _____

ORDERING CODE: _____



- ① Cast aluminum driver housing, includes galvanized steel wall mount pressure plate.
- ② Extruded aluminum cylindrical housing.
- ③ Fully sealed cast aluminum up/down light assembly.
- ④ Sealed cast aluminum lens frame.
- ⑤ Clear tempered glass lens.
- ⑥ Faceted specular aluminum reflector.
- ⑦ All stainless steel hardware.



SY302



MATERIALS

Syrios is made of corrosion resistant 356 aluminum alloy with a copper (CU) content of less than 0.1%. The main housing is made of seamless extruded aluminum, with an integrally sealed LED light module designed for optimal heat dissipation, and lighting performance.

ELECTRICAL DRIVER

Driver is 0-10V dimming-ready (dims to 10%) with: 120-277 multi-volt compatibility (50-60Hz), operating temperature range of -30°C/-22°F to 55°C/131°F, output over voltage protection, output over current protection and output short circuit protection with auto-recovery.

LED LIGHT ENGINE

Offered in 2700K/3000K/3500K/4000K CCT with 80 CRI. 70% LED lumen maintenance at 60,000 hours (L70/B50) based on IESNA LM-80-08 LED extrapolated life, calculated per IESNA TM-21-21. Optional true amber LED for turtle sensitive areas. Wavelengths: 585nm to 597nm.

FINISH

Five-stage preparation process including preheating of cast aluminum parts for air extraction, and an environmentally friendly alloy sealant. Polyester powder coating is applied through an electrostatic process and oven cured for long term finish.

CERTIFICATION

UL Certified to Canadian and U.S. safety standards. Certified for use in wet locations. Rated IP65. Photometric testing performed by an independent laboratory in accordance with IES LM-79-08 standards at 25°C. Actual performance may differ as a result of end-user environment and application.

WARRANTY

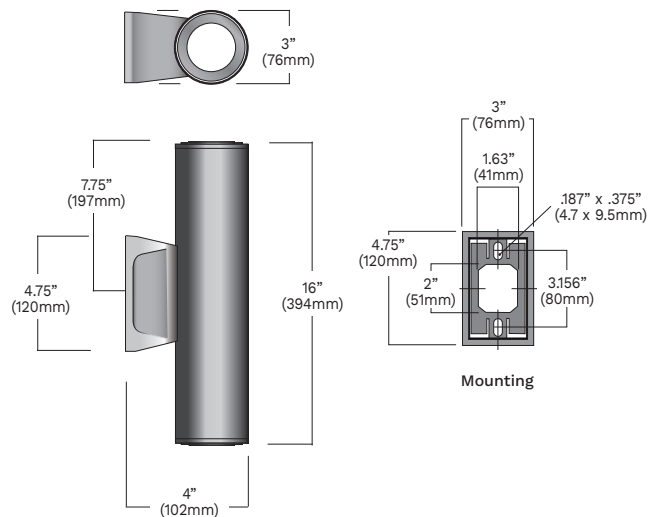
5-year limited warranty. This is the only warranty provided and no other statements in this specification sheet create any warranty of any kind. All other express and implied warranties are disclaimed. Complete warranty terms located at: <https://www.acuitybrands.com/support/warranty/terms-and-conditions>

MOUNTING

The mounting plate is designed to fit on a 2X4" (51x102mm) rectangular electrical box using 3.156" (80mm) C/C mounting holes. Optional trimming plate for octagonal jbox (option MT4).

MEASUREMENTS

Maximum weight: 3.8 lbs (2 kg)




LUMINIS.COM

Toll free: (866) 586-4647 | Fax: (514) 683-8872 | Email: info@luminis.com
260 Labrosse, Pointe-Claire (QC) Canada H9R 5L5

SY302
Rev. 11/25/24

ORDERING CODE

*SERIES	*LIGHT OUTPUT	*UPLIGHT DISTRIBUTION	* DOWNLIGHT DISTRIBUTION	*CCT	*VOLTAGE
SY302 	<u>Static White</u> L2L10 1849 lm / 25w <u>True Amber</u> L2LK2A 247 lm / 22w ¹ Delivered lumens calculated at 4000K/80CRI except for amber. Flood optic distribution. Typical power consumption. Refer to LCF table for outputs at other CCTs.	FLDU Flood optic 29° uplight WDU Wide optic 42° uplight	FLDD Flood optic 29° downlight WDD Wide optic 42° downlight	27K 2700K 30K 3000K 35K 3500K 40K 4000K AMB 585nm to 597nm	120 120V 277 277V MVOLT 120V-277V
	<u>Very Narrow Distribution</u> L2L5NR 1078 lm / 21w ² Delivered lumens calculated at 4000K/80CRI. Very narrow optic distribution. Typical power consumption. Refer to LCF table for outputs at other CCTs.	VNRU Very narrow optic 9° uplight ³	VNRD Very narrow optic 9° downlight ³		

CONDUIT COVER	MOUNTING ACCESSORY	UPLIGHT LENS	DOWNLIGHT LENS	FUSE	EMERGENCY
SWK Decorative cover for 3/4" conduit junction box	MT4 Trim plate for 4" octagonal J-box	LSLU Linear spread lens uplight SLU Solite lens uplight ⁴	LSLD Linear spread lens downlight SLD Solite lens downlight ⁴	FS Fuse	REM7 Remote emergency battery, 90 min, 7W ⁵

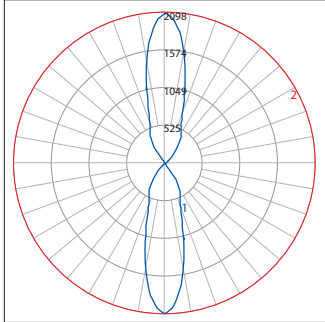
SHIELDING ACCESSORIES	LOUVERS	*FINISH	WOOD FINISH ⁹	ENVIRONMENT
SNTD Snoot downlight ⁶ SNTU Snoot uplight ⁶ SNTUD Snoot uplight & downlight ⁶	HLD Hexcell louver downlight HLU Hexcell louver uplight HLUD Hexcell louver uplight & downlight	BKT Jet black BZT Bronze CHT Champagne DGT Gun metal GRT Titanium gray MST Matte silver SGT Steel gray WHT Snow white CMC Custom matched color ⁷ RAL RAL color ⁸	ADG American douglas BRC Birch CHN Chestnut CRY Cherry KNP Knotty pine MPL Maple OFL Oak RSW Rosewood TEK Teak WLN Walnut	MG Marine grade paint ¹⁰ NT Natatorium suitable ¹¹

NOTES

- *- Denotes a required field
- 1- Available only with AMB option.
- 2- Available only with VNR distribution option. Not available with 27K, 35K or AMB.
- 3- Field angle 21°.
- 4- Lumen conversion factor (LCF) 0.9.
- 5- Remote mount 50ft - 12" square enclosure with access cover. The remote enclosure must be interior. Battery powers downlight module unless otherwise specified (only one module is powered by the emergency battery). Cable between fixture and remote box is provided by others.
- 6- To prevent reflections, interior painted black when a light color finish is selected (ex. WHT, MST, GRT and CHT). 1.5" (38mm) snoot.
- 7- Contact factory to coordinate custom matching color.
- 8- Specify RAL number.
- 9- Faux wood finish not applied to driver housing, lens frame or accessories. Additional delay required. Not compatible with marine grade paint.
- 10- Marine grade paint for harsh, coastal environment and exposure to salt water. Additional delay required please contact factory for info.
- 11- Available only in WHT and BKT finish.

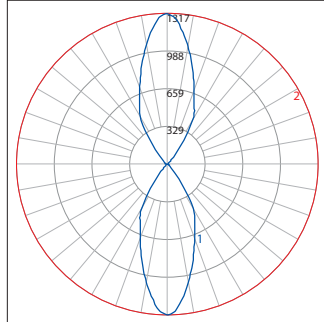
TYPICAL PHOTOMETRY SUMMARY

SY302-L2L10-FLD



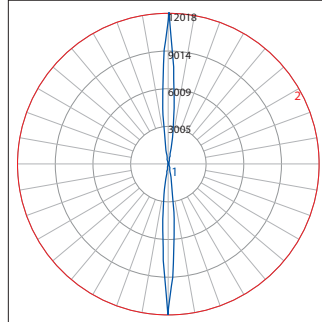
Total Lms: 1849 Lumens
Total Input Watts: 25 W
Efficacy: 74 Lumens/Watt
BUG: B1-U4-G0
CCT/CRI: 4000K/80
Maximum Candela: 2098 @ 0°

SY302-L2L10-WD



Total Lms: 1693 Lumens
Total Input Watts: 25 W
Efficacy: 68 Lumens/Watt
BUG: B1-U4-G0
CCT/CRI: 4000K/80
Maximum Candela: 1317 @ 0°

SY302-L2L15NR-VNR



Total Lms: 1078 Lumens
Total Input Watts: 21 W
Efficacy: 50 Lumens/Watt
BUG: B1-U4-G0
CCT/CRI: 4000K/80
Maximum Candela: 12018 @ 0°

LUMEN CONVERSION FACTOR (LCF)		
CCT	CRI	LCF
2700K	80	0.91
3000K	80	0.94
3500K	80	0.98
4000K	80	1.00

All Photometry shown use the 80CRI 4000K LEDs.
 Please visit our web site www.luminis.com for complete I.E.S. file.

LUMINIS.COM

Toll free: (866) 586-4647 | Fax: (514) 683-8872 | Email: info@luminis.com
 260 Labrosse, Pointe-Claire (QC) Canada H9R 5L5