



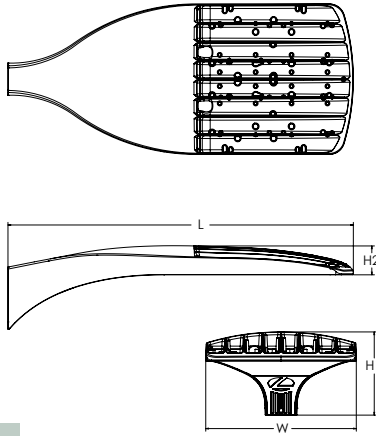
D-Series Size 1 LED Area Luminaire



d#series

Specifications

EPA:	0.69 ft ² (0.06 m ²)
Length:	32.71" (83.1 cm)
Width:	14.26" (36.2 cm)
Height H1:	7.88" (20.0 cm)
Height H2:	2.73" (6.9 cm)
Weight:	34 lbs (15.4 kg)



ds Design Select options indicated by this color background.

Catalog Number
Notes
Type

Hit the Tab key or mouse over the page to see all interactive elements.

Introduction

The modern styling of the D-Series features a highly refined aesthetic that blends seamlessly with its environment. The D-Series offers the benefits of the latest in LED technology into a high performance, high efficacy, long-life luminaire.

The photometric performance results in sites with excellent uniformity, greater pole spacing and lower power density. D-Series outstanding photometry aids in reducing the number of poles required in area lighting applications with typical energy savings of 65% and expected service life of over 100,000 hours.



Items marked by a shaded background qualify for the Design Select program and ship in 15 days or less. To learn more about Design Select, visit www.acuitybrands.com/designselect.
*See ordering tree for details

Ordering Information

EXAMPLE: DSX1 LED P7 40K 70CRI T3M MVOLT SPA NLTAIR2 PIRHN DDBXD

Series	LEDs	Color temperature ²	Color Rendering Index ²	Distribution	Voltage	Mounting
DSX1 LED	Forward optics	(this section 70CRI only)		AFR Automotive front row	TSM Type V medium	Shipped included
	P1 P6	30K 3000K	70CRI	T1S Type I short	T5LG Type V low glare	SPA Square pole mounting (#8 drilling)
	P2 P7	40K 4000K	70CRI	T2M Type II medium	T5W Type V wide	RPA Round pole mounting (#8 drilling)
	P3 P8	50K 5000K	70CRI	T3M Type III medium	BLC3 Type III backlight control ³	SPA5 Square pole mounting #5 drilling ⁹
	P4 P9	(this section 80CRI only, extended lead times apply)		T3LG Type III low glare ³	BLC4 Type IV backlight control ³	RPA5 Round pole mounting #5 drilling ⁹
	P5			T4M Type IV medium	LCCO Left corner cutoff ³	SPA8N Square narrow pole mounting #8 drilling
	Rotated optics	27K 2700K	80CRI	T4LG Type IV low glare ³	RCCO Right corner cutoff ³	WBA Wall bracket ¹⁰
	P10 ¹ P12 ¹	30K 3000K	80CRI	TFTM Forward throw medium		MA Mast arm adapter (mounts on 2 3/8" OD horizontal tenon)
	P11 ¹ P13 ¹	35K 3500K	80CRI			
		40K 4000K	80CRI			
		50K 5000K	80CRI			

Control options	Other options	Finish (required)
Shipped installed	Shipped installed	DDBXD Dark Bronze
NLTAIR2 PIRHN nLight AIR gen 2 enabled with bi-level motion / ambient sensor, 8-40' mounting height, ambient sensor enabled at 2fc. ^{11, 12, 20, 21}	SPD20KV 20KV surge protection	DBLXD Black
PIR High/low, motion/ambient sensor, 8-40' mounting height, ambient sensor enabled at 2fc. ^{13, 20, 21}	HS Houseside shield (black finish standard) ²²	DNAXD Natural Aluminum
PER NEMA twist-lock receptacle only (controls ordered separately) ¹⁴	L90 Left rotated optics ¹	DWHXD White
PERS Five-pin receptacle only (controls ordered separate) ^{14, 21}	R90 Right rotated optics ¹	DBBTXD Textured dark bronze
PER7 Seven-pin receptacle only (controls ordered separate) ^{14, 21}	CCE Coastal Construction ²³	DBLTXD Textured black
FAO Field adjustable output ^{15, 21}	HA 50°C ambient operation ²⁴	DNATXD Textured natural aluminum
BL30 Bi-level switched dimming, 30% ^{16, 21}	BAA Buy America(n) Act and/or Build America Buy America Qualified	DWHGXD Textured white
BL50 Bi-level switched dimming, 50% ^{16, 21}	SF Single fuse (120, 277, 347V) ²⁵	
DMG 0-10v dimming wires pulled outside fixture (for use with an external control, ordered separately) ¹⁷	DF Double fuse (208, 240, 480V) ²⁶	
DS Dual switching ^{18, 19, 21}	Shipped separately	
	EGSR External Glare Shield (reversible, field install required, matches housing finish)	
	BSDB Bird Spikes (field install required)	



One Lithonia Way • Conyers, Georgia 30012 • Phone: 1-800-705-SERV (7378) • www.lithonia.com
© 2011-2024 Acuity Brands Lighting, Inc. All rights reserved.

DSX1-LED
Rev. 10/16/24
Page 1 of 10

Ordering Information

Accessories

Ordered and shipped separately.

DLL127F 1.5 JU	Photocell - SSL twist-lock (120-277V) ²⁵
DLL347F 1.5 CUL JU	Photocell - SSL twist-lock (347V) ²⁵
DLL480F 1.5 CUL JU	Photocell - SSL twist-lock (480V) ²⁵
DSHORT SBK	Shorting cap ²⁵
DSX1HS P#	House-side shield (enter package number 1-13 in place of #)
DSXRPA (FINISH)	Round pole adapter (#8 drilling, specify finish)
DSXSPA5 (FINISH)	Square pole adapter #5 drilling (specify finish)
DSXRPA5 (FINISH)	Round pole adapter #5 drilling (specify finish)
DSX1EGSR (FINISH)	External glare shield (specify finish)
DSX1BSDB (FINISH)	Bird spike deterrent bracket (specify finish)

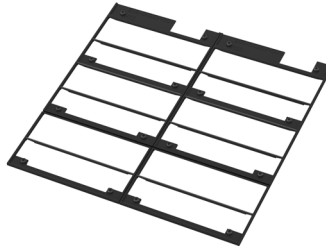
NOTES

- Rotated optics available with packages P10, P11, P12 and P13. Must be combined with option L90 or R90.
- 30K, 40K, and 50K available in 70CRI and 80CRI. 27K and 35K only available with 80CRI. Contact Technical Support for other possible combinations.
- T3LG, T4LG, BLC3, BLC4, LCCO, RCCO not available with option HS.
- MVOLT driver operates on any line voltage from 120-277V (50/60 Hz).
- HVOLT driver operates on any line voltage from 347-480V (50/60 Hz).
- HVOLT not available with package P1 and P10 when combined with option NLTAIR2 PIRHN or option PIR.
- XVOLT operates with any voltage between 277V and 480V (50/60 Hz).
- XVOLT not available in packages P1 or P10. XVOLT not available with fusing (SF or DF).
- SPA5 and RPA5 for use with #5 drilling only (Not for use with #8 drilling).
- WBA cannot be combined with Type 5 distributions plus photocell (PER).
- NLTAIR2 and PIRHN must be ordered together. For more information on nLight AIR2 visit this [link](#).
- NLTAIR2 PIRHN not available with other controls including PIR, PER, PER5, PER7, FAO, BL30, BL50, DMG and DS. NLTAIR2 PIRHN not available with P1 and P10 using HVOLT. NLTAIR2 PIRHN not available with P1 and P10 using XVOLT.
- PIR not available with NLTAIR2 PIRHN, PER, PER5, PER7, FAO BL30, BL50, DMG and DS. PIR not available with P1 and P10 using HVOLT. PIR not available with P1 and P10 using XVOLT.
- PER/PER5/PER7 not available with NLTAIR2 PIRHN, PIR, BL30, BL50, FAO, DMG and DS. Photocell ordered and shipped as a separate line item from Acuity Brands Controls. See accessories. Shorting Cap included.
- FAO not available with other dimming control options NLTAIR2 PIRHN, PIR, PER5, PER7, BL30, BL50, DMG and DS.
- BL30 and BL50 are not available with NLTAIR2 PIRHN, PIR, PER, PER5, PER7, FAO, DMG and DS. BL30 or BL50 must specify 120, 277 or 347V. Consult tech support for 208, 240 or 480V.
- DMG not available with NLTAIR2 PIRHN, PIR, PER, PER5, PER7, BL30, BL50, FAO and DS.
- DS not available with NLTAIR2 PIRHN, PIR, PER, PER5, PER7, BL30, BL50, FAO and DMG.
- DS requires (2) separately switched circuits. DS provides 50/50 fixture operation via (2) different sets of leads using (2) drivers. DS only available with packages P8, P9, P10, P11, P12 and P13.
- Reference Motion Sensor Default Settings table on page 4 to see functionality.
- Reference Controls Options table on page 4.
- HS not available with T3LG, T4LG, BLC3, BLC4, LCCO and RCCO distribution. Also available as a separate accessory; see Accessories information.
- CCE option not available with option BS and EGSR. Contact Technical Support for availability.
- Option HA not available with performance packages P4, P5, P7, P8, P9 and P13.
- Requires luminaire to be specified with PER, PER5 or PER7 option. See Controls Table on page 4.
- Single fuse (SF) requires 120V, 277V, or 347V. Double fuse (DF) requires 208V, 240V or 480V. XVOLT not available with fusing (SF or DF).

Shield Accessories



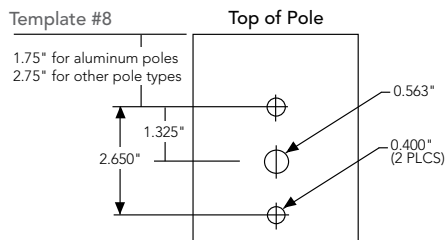
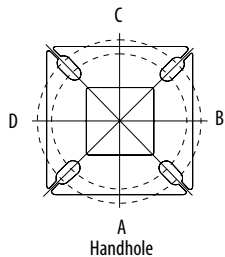
External Glare Shield (EGSR)



House Side Shield (HS)

Drilling

HANDHOLE ORIENTATION



Tenon Mounting Slipfitter

Tenon O.D.	Mounting	Single Unit	2 @ 180	2 @ 90	3 @ 90	3 @ 120	4 @ 90
2-3/8"	RPA	AS3-5 190	AS3-5 280	AS3-5 290	AS3-5 390	AS3-5 320	AS3-5 490
2-7/8"	RPA	AST25-190	AST25-280	AST25-290	AST25-390	AST25-320	AST25-490
4"	RPA	AST35-190	AST35-280	AST35-290	AST35-390	AST35-320	AST35-490

Mounting Option	Drilling Template	Single	2 @ 180	2 @ 90	3 @ 90	3 @ 120	4 @ 90
Head Location		Side B	Side B & D	Side B & C	Side B, C & D	Round Pole Only	Side A, B, C & D
Drill Nomenclature	#8	DM19AS	DM28AS	DM29AS	DM39AS	DM32AS	DM49AS
Minimum Acceptable Outside Pole Dimension							
SPA	#8	3.5"	3.5"	3.5"	3.5"		3.5"
RPA	#8	3"	3"	3"	3"	3"	3"
SPA5	#5	3"	3"	3"	3"		3"
RPA5	#5	3"	3"	3"	3"	3"	3"
SPA8N	#8	3"	3"	3"	3"		3"

DSX1 Area Luminaire - EPA

*Includes luminaire and integral mounting arm. Other tenons, arms, brackets or other accessories are not included in this EPA data.

Fixture Quantity & Mounting Configuration	Single DM19	2 @ 180 DM28	2 @ 90 DM29	3 @ 90 DM39	3 @ 120 DM32	4 @ 90 DM49
Mounting Type						
DSX1 with SPA	0.69	1.38	1.23	1.54	---	1.58
DSX1 with SPA5, SPA8N	0.70	1.40	1.30	1.66	---	1.68
DSX1 with RPA, RPA5	0.70	1.40	1.30	1.66	1.60	1.68
DSX1 with MA	0.83	1.66	1.50	2.09	2.09	2.09

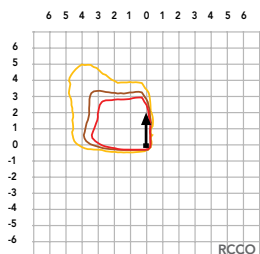
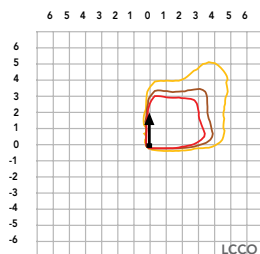
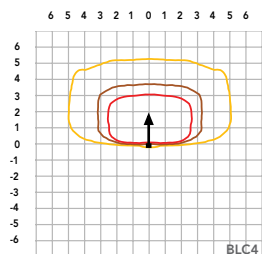
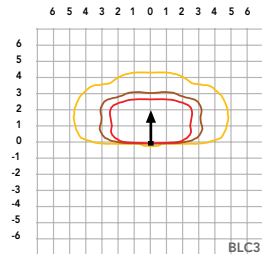
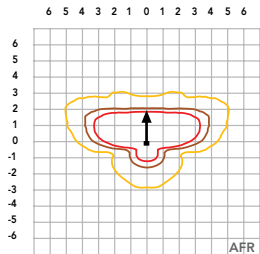
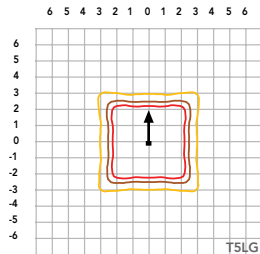
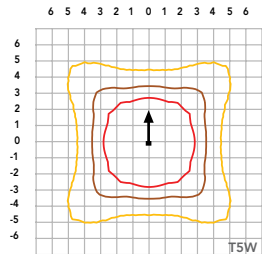
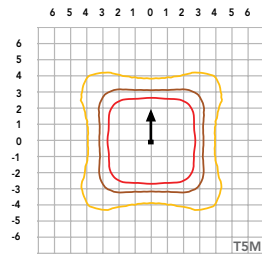
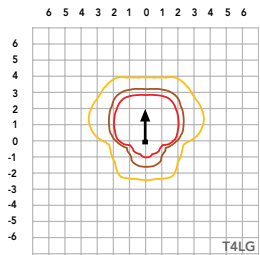
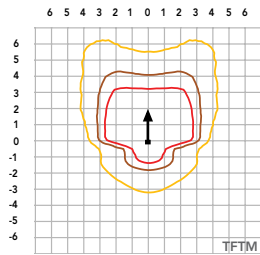
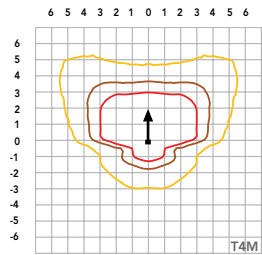
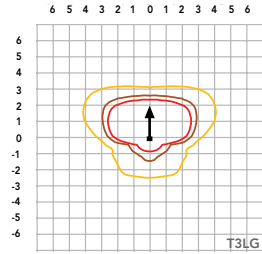
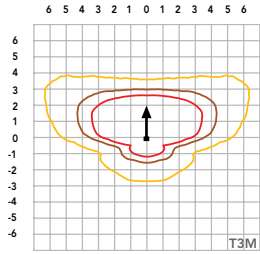
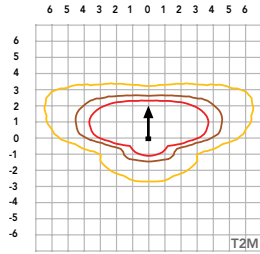
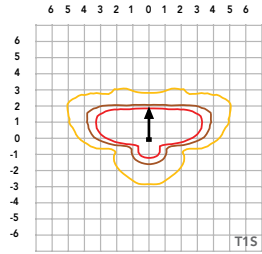
Photometric Diagrams

To see complete photometric reports or download .ies files for this product, visit Lithonia Lighting's [homepage](#).

Isofootcandle plots for the DSX1 LED P9 40K 70CRI. Distances are in units of mounting height (25').

LEGEND

- 0.1 fc
- 0.5 fc
- 1.0 fc



Performance Data

Lumen Ambient Temperature (LAT) Multipliers

Use these factors to determine relative lumen output for average ambient temperatures from 0-40°C (32-104°F).

Ambient		Lumen Multiplier
0°C	32°F	1.04
5°C	41°F	1.04
10°C	50°F	1.03
15°C	59°F	1.02
20°C	68°F	1.01
25°C	77°C	1.00
30°C	86°F	0.99
35°C	95°F	0.98
40°C	104°F	0.97

Projected LED Lumen Maintenance

Data references the extrapolated performance projections for the platforms noted in a **25°C ambient**, based on 10,000 hours of LED testing (tested per IESNA LM-80-08 and projected per IESNA TM-21-11).

To calculate LLF, use the lumen maintenance factor that corresponds to the desired number of operating hours below. For other lumen maintenance values, contact factory.

Operating Hours	Lumen Maintenance Factor
0	1.00
25,000	0.95
50,000	0.90
100,000	0.81

FAO Dimming Settings

FAO Position	% Wattage	% Lumen Output
8	100%	100%
7	93%	95%
6	80%	85%
5	66%	73%
4	54%	61%
3	41%	49%
2	29%	36%
1	15%	20%

*Note: Calculated values are based on original performance package data. When calculating new values for given FAO position, use maximum published values by package listed on specification sheet (input watts and lumens by optic type).

Motion Sensor Default Settings

Option	Unoccupied Dimmed Level	High Level (when occupied)	Photocell Operation	Dwell Time	Ramp-up Time	Dimming Fade Rate
PIR	30%	100%	Enabled @ 2FC	7.5 min	3 sec	5 min
NLTAIR2 PIRHN	30%	100%	Enabled @ 2FC	7.5 min	3 sec	5 min

Controls Options

Nomenclature	Description	Functionality	Primary control device	Notes
FAO	Field adjustable output device installed inside the luminaire; wired to the driver dimming leads.	Allows the luminaire to be manually dimmed, effectively trimming the light output.	FAO device	Cannot be used with other controls options that need the 0-10V leads
DS (not available on DSX0)	Drivers wired independently for 50/50 luminaire operation	The luminaire is wired to two separate circuits, allowing for 50/50 operation.	Independently wired drivers	Requires two separately switched circuits. Consider nLight AIR as a more cost effective alternative.
PERS or PER7	Twist-lock photocell receptacle	Compatible with standard twist-lock photocells for dusk to dawn operation, or advanced control nodes that provide 0-10V dimming signals.	Twist-lock photocells such as DLL Elite or advanced control nodes such as ROAM.	Pins 4 & 5 to dimming leads on driver, Pins 6 & 7 are capped inside luminaire. Cannot be used with other controls options that need the 0-10V leads.
PIR	Motion sensor with integral photocell. Sensor suitable for 8' to 40' mounting height.	Luminaires dim when no occupancy is detected.	Acuity Controls rSBG	Cannot be used with other controls options that need the 0-10V leads.
NLTAIR2 PIRHN	nLight AIR enabled luminaire for motion sensing, photocell and wireless communication.	Motion and ambient light sensing with group response. Scheduled dimming with motion sensor over-ride when wirelessly connected to the nLight Elypse.	nLight Air rSBG	nLight AIR sensors can be programmed and commissioned from the ground using the CIAIRity Pro app. Cannot be used with other controls options that need the 0-10V leads.
BL30 or BL50	Integrated bi-level device that allows a second control circuit to switch all light engines to either 30% or 50% light output	BLC device provides input to 0-10V dimming leads on all drivers providing either 100% or dimmed (30% or 50%) control by a secondary circuit	BLC UVOLT1	BLC device is powered off the 0-10V dimming leads, thus can be used with any input voltage from 120 to 480V

Electrical Load

	Performance Package	LED Count	Drive Current (mA)	Wattage	Current (A)					
					120V	208V	240V	277V	347V	480V
Forward Optics (Non-Rotated)	P1	30	530	51	0.42	0.24	0.21	0.18	0.15	0.11
	P2	30	700	68	0.56	0.33	0.28	0.24	0.20	0.14
	P3	30	1050	104	0.85	0.49	0.43	0.37	0.29	0.21
	P4	30	1250	125	1.03	0.60	0.52	0.45	0.36	0.26
	P5	30	1400	142	1.15	0.66	0.58	0.50	0.40	0.29
	P6	40	1250	167	1.38	0.79	0.69	0.60	0.48	0.34
	P7	40	1400	188	1.54	0.89	0.77	0.67	0.53	0.38
	P8	60	1100	216	1.80	1.04	0.90	0.78	0.62	0.45
	P9	60	1400	279	2.31	1.33	1.15	1.00	0.80	0.58
Rotated Optics (Requires L90 or R90)	P10	60	530	101	0.84	0.49	0.42	0.37	0.29	0.21
	P11	60	700	135	1.12	0.65	0.56	0.49	0.39	0.28
	P12	60	1050	206	1.72	0.99	0.86	0.74	0.59	0.43
	P13	60	1400	279	2.30	1.33	1.15	1.00	0.79	0.57

LED Color Temperature / Color Rendering Multipliers

	70 CRI		80CRI		90CRI	
	Lumen Multiplier	Availability	Lumen Multiplier	Availability	Lumen Multiplier	Availability
5000K	102%	Standard	92%	Extended lead-time	71%	(see note)
4000K	100%	Standard	92%	Extended lead-time	67%	(see note)
3500K	100%	(see note)	90%	Extended lead-time	63%	(see note)
3000K	96%	Standard	87%	Extended lead-time	61%	(see note)
2700K	94%	(see note)	85%	Extended lead-time	57%	(see note)

Note: Some LED types are available as per special request. Contact Technical Support for more information.

Performance Data

Lumen Output

Lumen values are from photometric tests performed in accordance with IESNA LM-79-08. Data is considered to be representative of configurations shown within the tolerances described within LM-79. Contact factory for performance data on any configurations not shown here.

Forward Optics																							
Performance Package	System Watts	LED Count	Drive Current (mA)	Distribution Type	30K					40K					50K								
					(3000K, 70 CRI)					(4000K, 70 CRI)					(5000K, 70 CRI)								
					Lumens	B	U	G	LPW	Lumens	B	U	G	LPW	Lumens	B	U	G	LPW				
P1	51W	30	530	T1S	7,776	1	0	2	153	8,104	1	0	2	159	8,262	1	0	2	162				
				T2M	7,203	1	0	3	142	7,507	2	0	3	147	7,653	2	0	3	150				
				T3M	7,287	1	0	3	143	7,594	1	0	3	149	7,742	1	0	3	152				
				T3LG	6,509	1	0	1	128	6,783	1	0	1	133	6,916	1	0	1	136				
				T4M	7,395	1	0	3	145	7,707	1	0	3	151	7,857	1	0	3	154				
				T4LG	6,726	1	0	1	132	7,010	1	0	1	138	7,146	1	0	1	140				
				TFTM	7,446	1	0	3	146	7,760	1	0	3	152	7,912	1	0	3	155				
				T5M	7,609	3	0	2	149	7,930	3	0	2	156	8,084	3	0	2	159				
				T5W	7,732	3	0	2	152	8,058	4	0	2	158	8,215	4	0	2	161				
				T5LG	7,631	3	0	1	150	7,953	3	0	1	156	8,108	3	0	1	159				
				BLC3	5,300	0	0	2	104	5,524	0	0	2	109	5,631	0	0	2	111				
				BLC4	5,474	0	0	3	108	5,705	0	0	3	112	5,816	0	0	3	114				
				RCCO	5,348	0	0	2	105	5,573	0	0	2	109	5,682	0	0	2	112				
				LCCO	5,348	0	0	2	105	5,573	0	0	2	109	5,682	0	0	2	112				
				AFR	7,776	1	0	2	153	8,104	1	0	2	159	8,262	1	0	2	162				
				P2	68W	30	700	T1S	9,997	1	0	2	147	10,418	1	0	2	154	10,621	1	0	2	157
								T2M	9,260	2	0	3	137	9,651	2	0	3	142	9,839	2	0	3	145
T3M	9,368	2	0					3	138	9,763	2	0	3	144	9,953	2	0	3	147				
T3LG	8,368	1	0					2	123	8,721	1	0	2	129	8,891	1	0	2	131				
T4M	9,507	2	0					3	140	9,909	2	0	3	146	10,102	2	0	3	149				
T4LG	8,647	1	0					2	128	9,012	1	0	2	133	9,187	1	0	2	136				
TFTM	9,573	2	0					3	141	9,977	2	0	3	147	10,172	2	0	3	150				
T5M	9,782	4	0					2	144	10,195	4	0	2	150	10,393	4	0	2	153				
T5W	9,940	4	0					2	147	10,360	4	0	2	153	10,562	4	0	2	156				
T5LG	9,810	3	0					1	145	10,224	3	0	1	151	10,423	3	0	1	154				
BLC3	6,814	0	0					2	101	7,101	0	0	2	105	7,240	0	0	2	107				
BLC4	7,038	0	0					3	104	7,334	0	0	3	108	7,477	0	0	3	110				
RCCO	6,875	1	0					2	101	7,165	1	0	2	106	7,305	1	0	2	108				
LCCO	6,875	1	0					2	101	7,165	1	0	2	106	7,305	1	0	2	108				
AFR	9,997	1	0					2	147	10,418	1	0	2	154	10,621	1	0	2	157				
P3	102W	30	1050					T1S	14,093	2	0	2	138	14,687	2	0	2	144	14,973	2	0	2	147
								T2M	13,055	2	0	3	128	13,605	2	0	3	133	13,871	2	0	3	136
				T3M	13,206	2	0	4	129	13,763	2	0	4	135	14,031	2	0	4	137				
				T3LG	11,797	2	0	2	115	12,294	2	0	2	120	12,534	2	0	2	123				
				T4M	13,403	2	0	4	131	13,968	2	0	4	137	14,241	2	0	4	139				
				T4LG	12,190	2	0	2	119	12,704	2	0	2	124	12,952	2	0	2	127				
				TFTM	13,496	2	0	4	132	14,065	2	0	4	138	14,339	2	0	4	140				
				T5M	13,790	4	0	2	135	14,371	4	0	2	141	14,652	4	0	2	143				
				T5W	14,013	4	0	3	137	14,605	4	0	3	143	14,889	4	0	3	146				
				T5LG	13,830	3	0	2	135	14,413	3	0	2	141	14,694	3	0	2	144				
				BLC3	9,606	0	0	2	94	10,011	0	0	2	98	10,206	0	0	2	100				
				BLC4	9,921	0	0	3	97	10,340	0	0	3	101	10,541	0	0	3	103				
				RCCO	9,692	1	0	2	95	10,101	1	0	2	99	10,298	1	0	2	101				
				LCCO	9,692	1	0	2	95	10,101	1	0	2	99	10,298	1	0	2	101				
				AFR	14,093	2	0	2	138	14,687	2	0	2	144	14,973	2	0	2	147				



Performance Data

Lumen Output

Lumen values are from photometric tests performed in accordance with IESNA LM-79-08. Data is considered to be representative of configurations shown within the tolerances described within LM-79. Contact factory for performance data on any configurations not shown here.

Forward Optics

Performance Package	System Watts	LED Count	Drive Current (mA)	Distribution Type	30K					40K					50K								
					(3000K, 70 CRI)					(4000K, 70 CRI)					(5000K, 70 CRI)								
					Lumens	B	U	G	LPW	Lumens	B	U	G	LPW	Lumens	B	U	G	LPW				
P4	124W	30	1250	T1S	16,416	2	0	3	132	17,109	2	0	3	138	17,442	2	0	3	141				
				T2M	15,207	3	0	4	123	15,849	3	0	4	128	16,158	3	0	4	130				
				T3M	15,383	2	0	4	124	16,032	2	0	4	129	16,345	2	0	4	132				
				T3LG	13,742	2	0	2	111	14,321	2	0	2	116	14,600	2	0	2	118				
				T4M	15,613	2	0	4	126	16,272	2	0	4	131	16,589	2	0	4	134				
				T4LG	14,200	2	0	2	115	14,799	2	0	2	119	15,087	2	0	2	122				
				TFTM	15,721	2	0	4	127	16,384	2	0	4	132	16,703	2	0	4	135				
				T5M	16,063	4	0	2	130	16,741	4	0	2	135	17,067	4	0	2	138				
				T5W	16,324	5	0	3	132	17,013	5	0	3	137	17,344	5	0	3	140				
				T5LG	16,110	3	0	2	130	16,790	4	0	2	135	17,117	4	0	2	138				
				BLC3	11,190	0	0	3	90	11,662	0	0	3	94	11,889	0	0	3	96				
				BLC4	11,557	0	0	3	93	12,044	0	0	3	97	12,279	0	0	3	99				
				RCCO	11,291	1	0	3	91	11,767	1	0	3	95	11,996	1	0	3	97				
				LCCO	11,291	1	0	3	91	11,767	1	0	3	95	11,996	1	0	3	97				
				AFR	16,416	2	0	3	132	17,109	2	0	3	138	17,442	2	0	3	141				
				P5	138W	30	1400	T1S	18,052	2	0	3	131	18,814	2	0	3	136	19,180	2	0	3	139
								T2M	16,723	3	0	4	121	17,428	3	0	4	126	17,768	3	0	4	129
T3M	16,917	3	0					4	122	17,630	3	0	4	128	17,974	3	0	4	130				
T3LG	15,111	2	0					2	109	15,749	2	0	2	114	16,055	2	0	2	116				
T4M	17,169	3	0					5	124	17,893	3	0	5	130	18,242	3	0	5	132				
T4LG	15,615	2	0					2	113	16,274	2	0	2	118	16,591	2	0	2	120				
TFTM	17,288	2	0					4	125	18,017	2	0	5	130	18,368	3	0	5	133				
T5M	17,664	5	0					3	128	18,410	5	0	3	133	18,768	5	0	3	136				
T5W	17,951	5	0					3	130	18,708	5	0	3	135	19,073	5	0	3	138				
T5LG	17,716	4	0					2	128	18,463	4	0	2	134	18,823	4	0	2	136				
BLC3	12,305	0	0					3	89	12,824	0	0	3	93	13,074	0	0	3	95				
BLC4	12,709	0	0					4	92	13,245	0	0	4	96	13,503	0	0	4	98				
RCCO	12,416	1	0					3	90	12,940	1	0	3	94	13,192	1	0	3	95				
LCCO	12,416	1	0					3	90	12,940	1	0	3	94	13,192	1	0	3	95				
AFR	18,052	2	0					3	131	18,814	2	0	3	136	19,180	2	0	3	139				
P6	165W	40	1250					T1S	21,031	2	0	3	127	21,918	2	0	3	133	22,345	2	0	3	135
								T2M	19,482	3	0	4	118	20,303	3	0	4	123	20,699	3	0	4	125
				T3M	19,708	3	0	5	119	20,539	3	0	5	124	20,939	3	0	5	127				
				T3LG	17,604	2	0	2	107	18,347	2	0	2	111	18,704	2	0	2	113				
				T4M	20,001	3	0	5	121	20,845	3	0	5	126	21,251	3	0	5	129				
				T4LG	18,191	2	0	2	110	18,959	2	0	2	115	19,328	2	0	2	117				
				TFTM	20,140	3	0	5	122	20,989	3	0	5	127	21,398	3	0	5	129				
				T5M	20,579	5	0	3	125	21,447	5	0	3	130	21,865	5	0	3	132				
				T5W	20,912	5	0	3	127	21,795	5	0	3	132	22,219	5	0	3	134				
				T5LG	20,638	4	0	2	125	21,509	4	0	2	130	21,928	4	0	2	133				
				BLC3	14,335	0	0	3	87	14,940	0	0	3	90	15,231	0	0	3	92				
				BLC4	14,805	0	0	4	90	15,430	0	0	4	93	15,731	0	0	4	95				
				RCCO	14,464	1	0	3	88	15,074	1	0	3	91	15,368	1	0	3	93				
				LCCO	14,464	1	0	3	88	15,074	1	0	3	91	15,368	1	0	3	93				
				AFR	21,031	2	0	3	127	21,918	2	0	3	133	22,345	2	0	3	135				

Performance Data

Lumen Output

Lumen values are from photometric tests performed in accordance with IESNA LM-79-08. Data is considered to be representative of configurations shown within the tolerances described within LM-79. Contact factory for performance data on any configurations not shown here.

Forward Optics																			
Performance Package	System Watts	LED Count	Drive Current (mA)	Distribution Type	30K					40K					50K				
					(3000K, 70 CRI)					(4000K, 70 CRI)					(5000K, 70 CRI)				
					Lumens	B	U	G	LPW	Lumens	B	U	G	LPW	Lumens	B	U	G	LPW
P7	184W	40	1400	T1S	22,741	2	0	3	123	23,700	2	0	3	129	24,162	3	0	3	131
				T2M	21,066	3	0	4	114	21,955	3	0	4	119	22,383	3	0	4	121
				T3M	21,311	3	0	5	116	22,210	3	0	5	120	22,642	3	0	5	123
				T3LG	19,036	2	0	2	103	19,839	2	0	3	108	20,226	2	0	3	110
				T4M	21,628	3	0	5	117	22,541	3	0	5	122	22,980	3	0	5	125
				T4LG	19,671	2	0	2	107	20,501	2	0	3	111	20,900	2	0	3	113
				TFTM	21,778	3	0	5	118	22,697	3	0	5	123	23,139	3	0	5	125
				T5M	22,252	5	0	3	121	23,191	5	0	3	126	23,643	5	0	3	128
				T5W	22,613	5	0	3	123	23,567	5	0	4	128	24,027	5	0	4	130
				T5LG	22,317	4	0	2	121	23,258	4	0	2	126	23,712	4	0	2	129
				BLC3	15,501	0	0	3	84	16,155	0	0	4	88	16,470	0	0	4	89
				BLC4	16,010	0	0	4	87	16,685	0	0	4	90	17,010	0	0	4	92
				RCCO	15,641	1	0	3	85	16,301	1	0	3	89	16,619	1	0	3	90
				LCCO	15,641	1	0	3	85	16,301	1	0	3	89	16,619	1	0	3	90
				AFR	22,741	2	0	3	123	23,700	2	0	3	129	24,162	3	0	3	131
				P8	216W	60	1100	T1S	28,701	3	0	3	133	29,912	3	0	4	139	30,495
T2M	26,587	3	0					5	123	27,709	3	0	5	128	28,249	3	0	5	131
T3M	26,895	3	0					5	125	28,030	3	0	5	130	28,576	3	0	5	132
T3LG	24,025	3	0					3	111	25,038	3	0	3	116	25,526	3	0	3	118
T4M	27,296	3	0					5	127	28,448	3	0	5	132	29,002	3	0	5	134
T4LG	24,826	3	0					3	115	25,873	3	0	3	120	26,378	3	0	3	122
TFTM	27,485	3	0					5	127	28,645	3	0	5	133	29,203	3	0	5	135
T5M	28,084	5	0					4	130	29,269	5	0	4	136	29,839	5	0	4	138
T5W	28,539	5	0					4	132	29,743	5	0	4	138	30,323	5	0	4	141
T5LG	28,165	4	0					2	131	29,354	4	0	2	136	29,926	4	0	2	139
BLC3	19,563	0	0					4	91	20,388	0	0	4	94	20,786	0	0	4	96
BLC4	20,205	0	0					5	94	21,057	0	0	5	98	21,468	0	0	5	99
RCCO	19,740	1	0					4	91	20,572	1	0	4	95	20,973	1	0	4	97
LCCO	19,740	1	0					4	91	20,572	1	0	4	95	20,973	1	0	4	97
AFR	28,701	3	0					3	133	29,912	3	0	4	139	30,495	3	0	4	141
P9	277W	60	1400					T1S	34,819	3	0	4	126	36,288	3	0	4	131	36,996
				T2M	32,255	3	0	5	116	33,616	3	0	5	121	34,271	3	0	5	124
				T3M	32,629	3	0	5	118	34,006	3	0	5	123	34,668	3	0	5	125
				T3LG	29,146	3	0	3	105	30,376	3	0	4	110	30,968	3	0	4	112
				T4M	33,116	3	0	5	120	34,513	3	0	5	125	35,185	3	0	5	127
				T4LG	30,119	3	0	3	109	31,389	3	0	4	113	32,001	3	0	4	116
				TFTM	33,345	3	0	5	120	34,751	3	0	5	125	35,429	3	0	5	128
				T5M	34,071	5	0	4	123	35,509	5	0	4	128	36,201	5	0	4	131
				T5W	34,624	5	0	4	125	36,084	5	0	4	130	36,788	5	0	4	133
				T5LG	34,170	5	0	3	123	35,612	5	0	3	129	36,306	5	0	3	131
				BLC3	23,734	0	0	4	86	24,735	0	0	4	89	25,217	0	0	4	91
				BLC4	24,513	0	0	5	88	25,547	0	0	5	92	26,045	0	0	5	94
				RCCO	23,948	1	0	4	86	24,958	1	0	4	90	25,445	1	0	4	92
				LCCO	23,948	1	0	4	86	24,958	1	0	4	90	25,445	1	0	4	92
				AFR	34,819	3	0	4	126	36,288	3	0	4	131	36,996	3	0	4	134

Performance Data

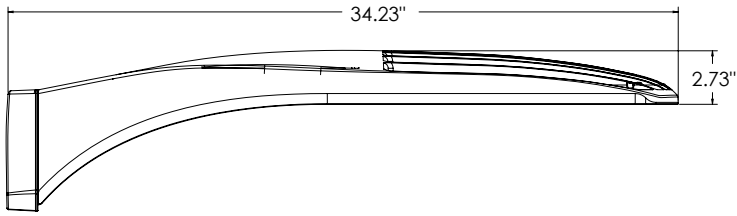
Lumen Output

Lumen values are from photometric tests performed in accordance with IESNA LM-79-08. Data is considered to be representative of configurations shown within the tolerances described within LM-79. Contact factory for performance data on any configurations not shown here.

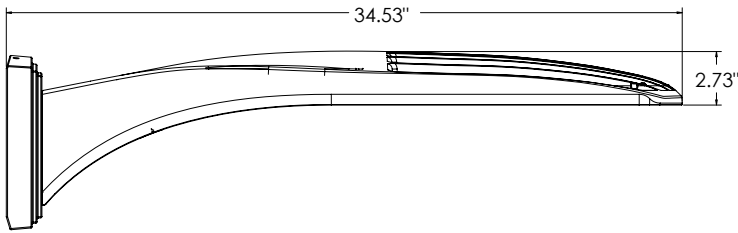
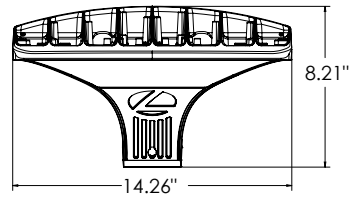
Rotated Optics																			
Performance Package	System Watts	LED Count	Drive Current (mA)	Distribution Type	30K					40K					50K				
					(3000K, 70 CRI)					(4000K, 70 CRI)					(5000K, 70 CRI)				
					Lumens	B	U	G	LPW	Lumens	B	U	G	LPW	Lumens	B	U	G	LPW
P10	101W	60	530	T1S	15,164	3	0	3	150	15,803	3	0	3	156	16,112	3	0	3	159
				T2M	14,047	4	0	4	139	14,640	4	0	4	145	14,925	4	0	4	147
				T3M	14,208	4	0	4	140	14,807	4	0	4	146	15,096	4	0	4	149
				T3LG	12,693	3	0	3	125	13,229	3	0	3	131	13,487	3	0	3	133
				T4M	14,420	4	0	4	142	15,028	4	0	4	148	15,321	4	0	4	151
				T4LG	13,115	3	0	3	129	13,668	3	0	3	135	13,934	3	0	3	138
				TFTM	14,522	4	0	4	143	15,134	4	0	4	149	15,429	4	0	4	152
				T5M	14,836	4	0	2	146	15,462	4	0	2	153	15,763	4	0	2	156
				T5W	15,076	4	0	3	149	15,712	5	0	3	155	16,019	5	0	3	158
				T5LG	14,879	3	0	2	147	15,507	3	0	2	153	15,809	3	0	2	156
				BLC3	10,335	3	0	3	102	10,771	4	0	4	106	10,981	4	0	4	108
				BLC4	10,674	4	0	4	105	11,124	4	0	4	110	11,341	4	0	4	112
				RCCO	10,429	1	0	2	103	10,869	1	0	2	107	11,080	1	0	2	109
				LCCO	10,429	1	0	2	103	10,869	1	0	2	107	11,080	1	0	2	109
				AFR	15,164	3	0	3	150	15,803	3	0	3	156	16,112	3	0	3	159
				P11	135W	60	700	T1S	19,437	4	0	4	144	20,257	4	0	4	150	20,651
T2M	18,005	4	0					4	133	18,765	4	0	4	139	19,131	4	0	4	142
T3M	18,211	4	0					4	135	18,980	4	0	4	141	19,350	4	0	4	143
T3LG	16,270	3	0					3	121	16,957	3	0	3	126	17,287	4	0	4	128
T4M	18,483	4	0					4	137	19,263	5	0	5	143	19,638	5	0	5	146
T4LG	16,810	3	0					3	125	17,519	3	0	3	130	17,861	3	0	3	132
TFTM	18,614	4	0					4	138	19,399	4	0	4	144	19,777	5	0	5	147
T5M	19,017	5	0					3	141	19,819	5	0	3	147	20,205	5	0	3	150
T5W	19,325	5	0					3	143	20,140	5	0	3	149	20,533	5	0	3	152
T5LG	19,072	4	0					2	141	19,876	4	0	2	147	20,264	4	0	2	150
BLC3	13,247	4	0					4	98	13,806	4	0	4	102	14,075	4	0	4	104
BLC4	13,682	4	0					4	101	14,259	4	0	4	106	14,537	4	0	4	108
RCCO	13,367	1	0					3	99	13,931	1	0	3	103	14,203	1	0	3	105
LCCO	13,367	1	0					3	99	13,931	1	0	3	103	14,203	1	0	3	105
AFR	19,437	4	0					4	144	20,257	4	0	4	150	20,651	4	0	4	153
P12	206W	60	1050					T1S	27,457	4	0	4	133	28,616	4	0	4	139	29,174
				T2M	25,436	5	0	5	124	26,509	5	0	5	129	27,025	5	0	5	131
				T3M	25,727	5	0	5	125	26,812	5	0	5	130	27,335	5	0	5	133
				T3LG	22,984	4	0	4	112	23,954	4	0	4	116	24,421	4	0	4	119
				T4M	26,110	5	0	5	127	27,212	5	0	5	132	27,742	5	0	5	135
				T4LG	23,747	4	0	4	115	24,749	4	0	4	120	25,231	4	0	4	123
				TFTM	26,295	5	0	5	128	27,404	5	0	5	133	27,938	5	0	5	136
				T5M	26,864	5	0	4	130	27,997	5	0	4	136	28,543	5	0	4	139
				T5W	27,299	5	0	4	133	28,451	5	0	4	138	29,006	5	0	4	141
				T5LG	26,942	4	0	2	131	28,078	4	0	2	136	28,626	4	0	2	139
				BLC3	18,714	4	0	4	91	19,504	4	0	4	95	19,884	4	0	4	97
				BLC4	19,327	5	0	5	94	20,143	5	0	5	98	20,535	5	0	5	100
				RCCO	18,883	1	0	4	92	19,680	1	0	4	96	20,064	1	0	4	97
				LCCO	18,883	1	0	4	92	19,680	1	0	4	96	20,064	1	0	4	97
				AFR	27,457	4	0	4	133	28,616	4	0	4	139	29,174	4	0	4	142
				P13	276W	60	1400	T1S	34,436	5	0	5	125	35,889	5	0	5	130	36,588
T2M	31,900	5	0					5	116	33,246	5	0	5	121	33,894	5	0	5	123
T3M	32,265	5	0					5	117	33,626	5	0	5	122	34,282	5	0	5	124
T3LG	28,826	4	0					4	105	30,042	4	0	4	109	30,628	4	0	4	111
T4M	32,746	5	0					5	119	34,128	5	0	5	124	34,793	5	0	5	126
T4LG	29,782	4	0					4	108	31,039	4	0	4	113	31,644	5	0	4	115
TFTM	32,978	5	0					5	120	34,369	5	0	5	125	35,039	5	0	5	127
T5M	33,692	5	0					4	122	35,113	5	0	4	127	35,797	5	0	4	130
T5W	34,238	5	0					4	124	35,682	5	0	4	129	36,378	5	0	4	132
T5LG	33,789	5	0					3	122	35,215	5	0	3	128	35,901	5	0	3	130
BLC3	23,471	5	0					5	85	24,461	5	0	5	89	24,937	5	0	5	90
BLC4	24,240	5	0					5	88	25,262	5	0	5	92	25,755	5	0	5	93
RCCO	23,683	1	0					4	86	24,682	1	0	4	89	25,163	1	0	4	91
LCCO	23,683	1	0					4	86	24,682	1	0	4	89	25,163	1	0	4	91
AFR	34,436	5	0					5	125	35,889	5	0	5	130	36,588	5	0	5	133



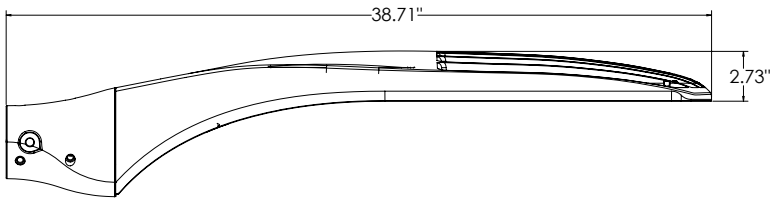
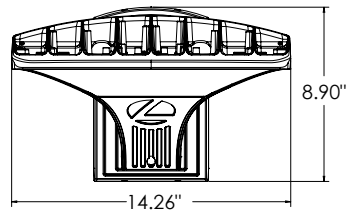
Dimensions



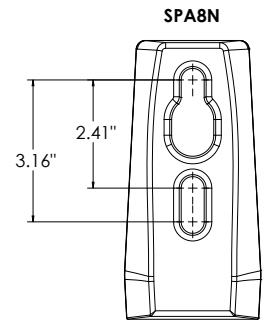
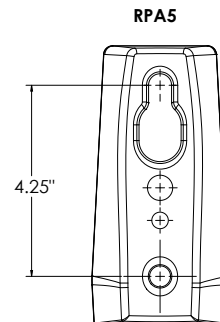
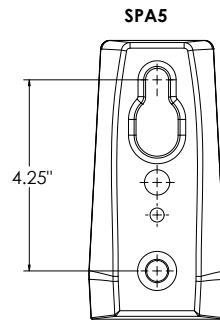
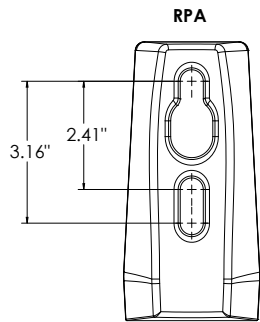
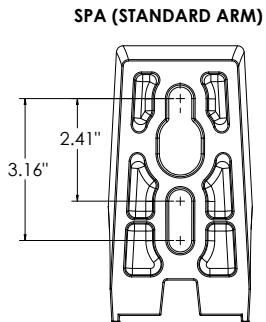
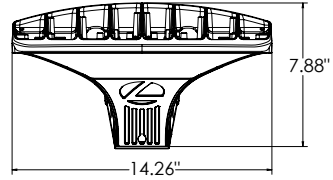
DSX1 with RPA, RPA5, SPA5, SPA8N mount
Weight: 36 lbs



DSX1 with WBA mount
Weight: 38 lbs

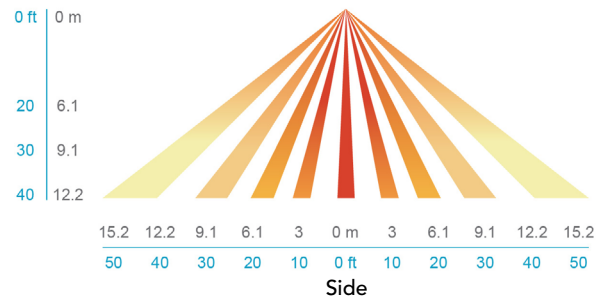
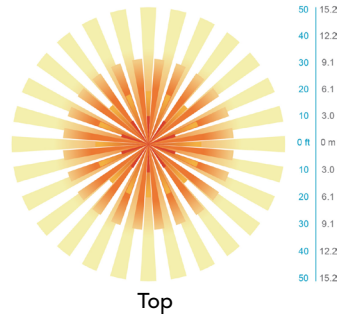


DSX1 with MA mount
Weight: 39 lbs



nLight Sensor Coverage Pattern

NLTAIR2 PIRHN



FEATURES & SPECIFICATIONS

INTENDED USE

The sleek design of the D-Series Size 1 reflects the embedded high performance LED technology. It is ideal for many commercial and municipal applications, such as parking lots, plazas, campuses, and streetscapes.

CONSTRUCTION

Single-piece die-cast aluminum housing has integral heat sink fins to optimize thermal management through conductive and convective cooling. Modular design allows for ease of maintenance and future light engine upgrades. The LED drivers are mounted in direct contact with the casting to promote low operating temperature and long life. Housing driver compartment is completely sealed against moisture and environmental contaminants (IP66). Vibration rated per ANSI C136.31 for 3G for SPA and MA. 1.5G for mountings RPA, RPA5, SPA5 and SPA8N. Low EPA (0.69 ft²) for optimized pole wind loading.

FINISH

Exterior parts are protected by a zinc-infused Super Durable TGIC thermoset powder coat finish that provides superior resistance to corrosion and weathering. A tightly controlled multi-stage process ensures a minimum 3 mils thickness for a finish that can withstand extreme climate changes without cracking or peeling. Available in both textured and non-textured finishes.

Coastal Construction (CCE)

Optional corrosion resistant construction is engineered with added corrosion protection in materials and/or pre-treatment of base material under super durable paint. Provides additional corrosion protection for applications near coastal areas. Finish is salt spray tested to over 5,000 hours per ASTM B117 with scribe rating of 10. Additional lead-times may apply.

OPTICS

Precision-molded proprietary silicone lenses are engineered for superior area lighting distribution, uniformity, and pole spacing. Light engines are available in standard 3000 K, 4000 K and 5000 K (70 CRI) configurations. 80CRI configurations are also available. The D-Series Size 1 has zero uplight and qualifies as a Nighttime Friendly™ product, meaning it is consistent with the LEED® and Green Globes™ criteria for eliminating wasteful uplight.

ELECTRICAL

Light engine configurations consist of high-efficacy LEDs mounted to metal-core circuit boards to maximize heat dissipation and promote long life (up to L81/100,000 hours at 25°C). Class 1 electronic drivers are designed to have a power factor >90%, THD <20%, and an expected life of 100,000 hours with <1% failure rate. Easily serviceable 10kV surge protection device meets a minimum Category C Low operation (per ANSI/IEEE C62.41.2).

STANDARD CONTROLS

The DSX1 LED area luminaire has a number of control options. DSX Size 1, comes standard with 0-10V dimming drivers. Dusk to dawn controls can be utilized via optional NEMA twist-lock photocell receptacles. Integrated motion sensor with on-board photocells feature field-adjustable programming and are suitable for mounting heights up to 40 feet. Control option BL features a bi-level device that allows a second control circuit to switch all light engines to either 30% or 50% light output.

nLIGHT AIR CONTROLS

The DSX1 LED area luminaire is also available with nLight® AIR for the ultimate in wireless control. This powerful controls platform provides out-of-the-box basic motion sensing and photocontrol functionality and is suitable for mounting heights up to 40 feet. Once commissioned using a smartphone and the easy-to-use CLAIRITY app, nLight AIR equipped luminaires can be grouped, resulting in motion sensor and photocell group response without the need for additional equipment. Scheduled dimming with motion sensor over-ride can be achieved when used with the nLight Eclipse. Additional information about nLight Air can be found here.

INSTALLATION

Integral mounting arm allows for fast mounting using Lithonia standard #8 drilling and accommodates pole drilling's from 2.41 to 3.12" on center. The standard "SPA" option for square poles and the "RPA" option for round poles use the #8 drilling. For #5 pole drillings, use SPA5 or RPA5. Additional mountings are available including a wall bracket (WBA) and mast arm (MA) option that allows luminaire attachment to a 2 3/8" horizontal mast arm.

LISTINGS

UL listed to meet U.S. and Canadian standards. UL Listed for wet locations. Light engines are IP66 rated; luminaire is IP66 rated. Rated for -40°C minimum ambient.

DesignLights Consortium® (DLC) Premium qualified product and DLC qualified product. Not all versions of this product may be DLC Premium qualified or DLC qualified. Please check the DLC Qualified Products List at www.designlights.org/QPL to confirm which versions are qualified.

International Dark-Sky Association (IDA) Fixture Seal of Approval (FSA) is available for all products on this page utilizing 3000K color temperature only.

GOVERNMENT PROCUREMENT

BAA – Buy America(n) Act: Product with the BAA option qualifies as a domestic end product under the Buy American Act as implemented in the FAR and DFARS. Product with the BAA option also qualifies as manufactured in the United States under DOT Buy America regulations.

BABA – Build America Buy America: Product with the BAA option also qualifies as produced in the United States under the definitions of the Build America, Buy America Act.

Please refer to www.acuitybrands.com/buy-american for additional information.

WARRANTY

5-year limited warranty. This is the only warranty provided and no other statements in this specification sheet create any warranty of any kind. All other express and implied warranties are disclaimed. Complete warranty terms located at: www.acuitybrands.com/support/warranty/terms-and-conditions

Note: Actual performance may differ as a result of end-user environment and application. All values are design or typical values, measured under laboratory conditions at 25 °C. Specifications subject to change without notice.