



d<sup>series</sup>

# D-Series DSXF1 LED Floodlight



Catalog  
Number

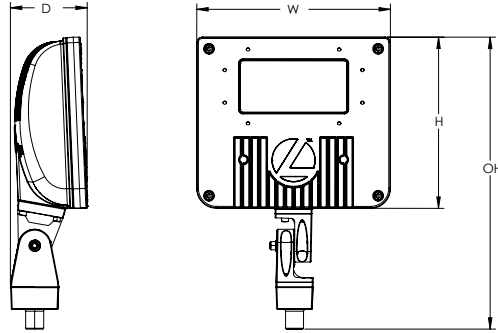
Notes

Type

Hit the Tab key or mouse over the page to see all interactive elements.

## Specifications

<b>EPA:</b>	0.6 ft <sup>2</sup> (0.05 m <sup>2</sup> )
<b>Depth:</b>	3.52" (8.9 cm)
<b>Width:</b>	8.86" (22.5 cm)
<b>Height:</b>	7.84" (19.9 cm)
<b>Overall Height</b>	13.37" (34.0 cm)
<b>Weight:</b>	7.2 lbs (3.3 kg)



## Introduction

The D-Series floodlights feature a site-wide offering to meet specifier's every floodlighting need in application. The D-Series flood offers three sizes delivering 3,000 to 27,000 lumens. Available with seven precision optics, three mountings and three color temperatures, D-Series floodlights offer vast design capabilities while delivering significant energy savings and long life.

The DSXF1 delivers 3,000 to 5,500 lumens, meeting a large breadth of illumination requirements for design and renovation when replacing 70W to 150W HID floodlights. All configurations are assembled in the USA allowing for quick delivery.

## Ordering Information

**EXAMPLE:** DSXF1 LED P1 40K MSP MVOLT THK DDBXD

DSXF1 LED					
Series	Performance Package	Color Temperature	Distribution	Voltage	Mounting
DSXF1 LED	P1	30K 3000K	WFL Wide flood (6X6)	MVOLT <sup>1</sup> 347	<b>Shipped included</b> THK Knuckle with 1/2" NPT threaded pipe IS Integral slipfitter (fits 2-3/8" O.D. tenon) YKC62 Yoke with 2ft 16-3 SO cord
	P2	40K 4000K	FL Flood (5X5)		
		50K 5000K	MFL Medium flood (4X4)		
			WFR Wide flood rectangular (6X5)		
			HMF Horizontal medium flood (6X4)		
			MSP Medium spot (4X4)		
			NSP Narrow spot (3X3)		

Options				Finish (required)	
<b>Shipped installed</b>				<b>Shipped separately<sup>3</sup></b>	
PE	Photocontrol, button style <sup>2</sup>			UBV	Upper/bottom visor (universal)
DMG	0-10v dimming wires pulled outside fixture (for use with an external control, ordered separately)			FV	Full visor
SPD10KV	Separate surge protection			VG	Vandal guard
CCE	Coastal Construction				
				DDBXD	Dark bronze
				DBLXD	Black
				DNAXD	Natural aluminum
				DWHXD	White

## Accessories<sup>3</sup>

Ordered and shipped separately.

DSXF1/2TS DDBXD U	Slipfitter for 1-1/4" to 2-3/8" OD tenons; 1/2" THK required (specify finish)
FTS CG6 DDBXD U	Slipfitter for 2-3/8" to 2-7/8" OD tenons; YKC62 required (specify finish)
FRWB DDBXD U	Radius wall bracket, 2-3/8" OD tenon (specify finish)
FSPB DDBXD U	Steel square pole bracket, 2-3/8" OD tenon (specify finish)
DSXF1UBV DDBXD U	Upper/bottom visor accessory (specify finish)
DSXF1FV DDBXD U	Full visor accessory (specify finish)
DSXF1VG U	Vandal guard accessory

For more mounting options, visit our [Floodlighting Accessories](#) pages.

## NOTES

1. MVOLT driver operates on line voltage from 120-277V.
2. Requires MVOLT or 347V (not available in 480V).
3. Also available as accessories; see Accessories information at left.



One Lithonia Way • Conyers, Georgia 30012 • Phone: 1-800-705-SERV (7378) • [www.lithonia.com](http://www.lithonia.com)  
© 2012-2024 Acuity Brands Lighting, Inc. All rights reserved.

DSXF1-LED  
Rev. 03/26/24  
Page 1 of 6

### Mountings



**IS – Adjustable Slipfitter**  
(Fits 2-3/8" O.D. tenon)



**YKC62 - Yoke with 16-350 cord, 2ft**



**THK - Threaded Knuckle with 1/2" NPT threaded pipe**

### External Shields



**UBV Visor**  
Top Mounted



**UBV Visor**  
Bottom Mounted



**FV - Full Visor**

### Accessories



**VG - Vandal Guard**



**DSXF1/2TS - THK**  
Slipfitter Accessory

# Performance Data

## Lumen Output

Lumen values are from photometric tests performed in accordance with IESNA LM-79-08. Data is considered to be representative of the configurations shown within applicable tolerances. Actual performance may differ as a result of end-user environment and application. Actual wattage may differ by +/- 8% when operating between 120-480V +/- 10%. Contact factory for performance data on any configurations not shown here.

Performance Package	System Watts	Dist. Type	Field Angle		Beam Angle		30K (3000K, 70 CRI)			40K (4000K, 70 CRI)			50K (5000K, 70 CRI)		
			°H	°V	°H	°V	Lumens	LPW	Max Cd	Lumens	LPW	Max Cd	Lumens	LPW	Max Cd
P1	21W	NSP	37	38	18	19	2,601	124	16,316	2,876	137	18,039	2,876	137	18,039
		MSP	51	51	27	28	2,578	123	9,908	2,850	136	10,954	2,850	136	10,954
		MFL	60	60	46	45	2,435	116	4,027	2,692	128	4,452	2,692	128	4,452
		FL	84	91	59	72	2,682	128	2,255	2,965	141	2,494	2,965	141	2,494
		WFL	109	101	86	85	2,766	132	1,494	3,058	146	1,652	3,058	146	1,652
		WFR	103	92	80	71	2,794	133	1,809	3,089	147	2,000	3,089	147	2,000
		HMF	124	63	100	48	2,329	111	2,001	2,575	123	2,212	2,575	123	2,212
P2	42W	NSP	37	38	18	19	4,741	113	29,740	5,242	125	32,881	5,242	125	32,881
		MSP	51	51	27	28	4,699	112	18,060	5,195	124	19,967	5,195	124	19,967
		MFL	60	50	46	45	4,439	106	7,340	4,908	117	8,115	4,908	117	8,115
		FL	84	91	59	72	4,889	116	4,111	5,406	129	4,545	5,405	129	4,545
		WFL	109	101	86	85	4,753	113	2,568	5,573	133	3,011	5,573	133	3,011
		WFR	103	92	80	71	5,094	121	3,297	5,631	134	3,645	5,632	134	3,645
		HMF	124	63	100	48	4,245	101	3,647	4,693	112	4,032	4,693	112	4,032

## Lumen Ambient Temperature (LAT) Multipliers

Use these factors to determine relative lumen output for average ambient temperatures from 0-40°C (32-104°F).

Ambient	
0°C	32°F
10°C	50°F
20°C	68°F
25°C	77°F
30°C	86°F
40°C	104°F

## Projected LED Lumen Maintenance

Data references the extrapolated performance projections for the **DSXF1 LED P2** platform noted in a 25C ambient, based on 10,000 hours of LED testing (tested per IESNA LM-80-08 and projected per IESNA TM-21-11).

To calculate LLF, use the lumen maintenance factor that corresponds to the desired number of operating hours below. For other lumen maintenance values, contact factory.

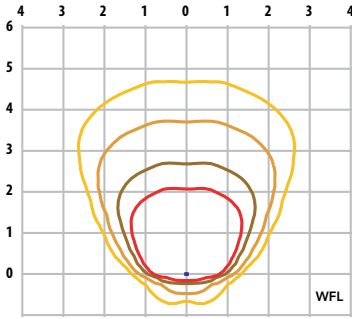
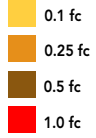
TM-21 Percent Lumen Maintenance	60,000 hrs
Lumen Maintenance Factor	>88%

## Electrical Load

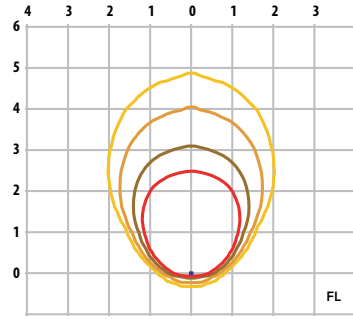
Light Engines	System Watts	Current (A)					
		120	208	240	277	347	480
P1	21W	0.18	0.1	0.09	0.08	0.07	-
P2	42W	0.35	0.20	0.18	0.15	0.12	-

Isofootcandle plots for DSXF1. Distances are in units of mounting height (15ft).

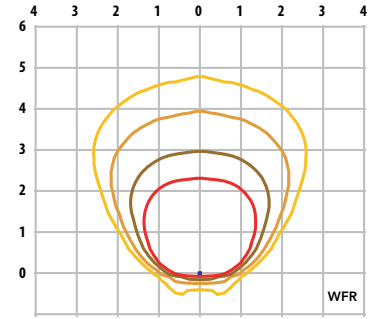
## LEGEND



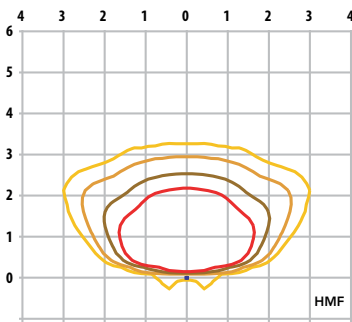
DSXF1 LED P2 40K - Tilted at 45°



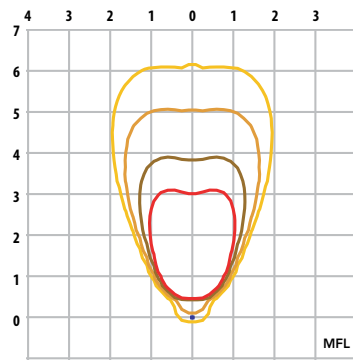
DSXF1 LED P2 40K - Tilted at 45°



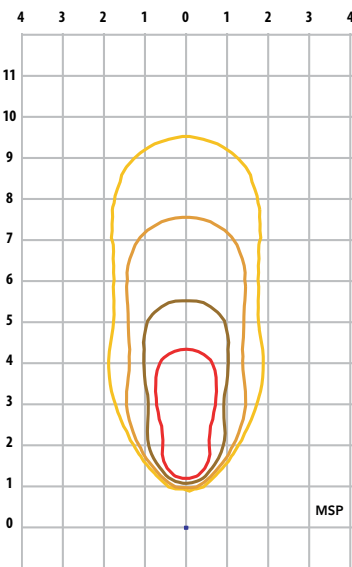
DSXF1 LED P2 40K - Tilted at 45°



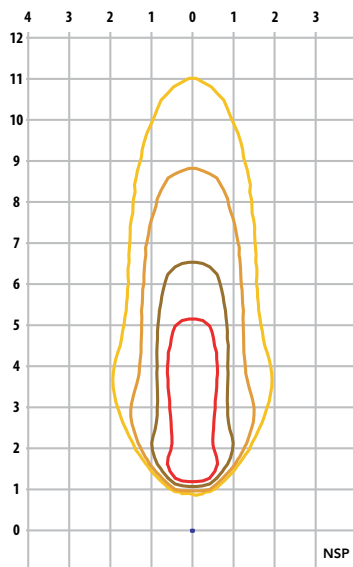
DSXF1 LED P2 40K - Tilted at 45°



DSXF1 LED P2 40K - Tilted at 60°



DSXF1 LED P2 40K - Tilted at 80°

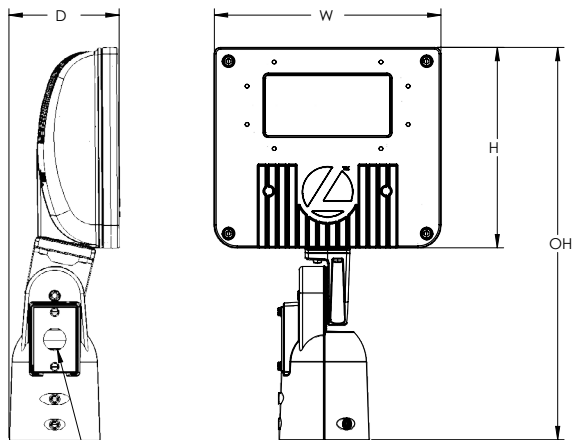


DSXF1 LED P2 40K - Tilted at 80°

MH = 15ft  
Grid = 15ft x 15ft

## Dimensions

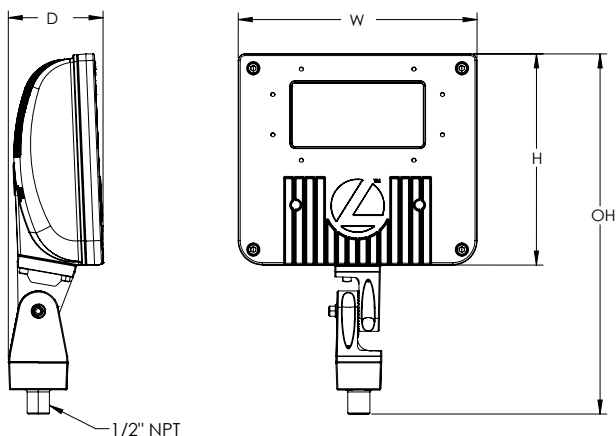
### Adjustable Slipfitter (IS)



Width: 8.86" (22.5 cm)  
 Depth: 4.32" (11.0 cm)  
 Height: 7.84" (19.9 cm) main body  
 Overall: 15.35" (39.0 cm) with arm  
 Weight: 7.7 lbs

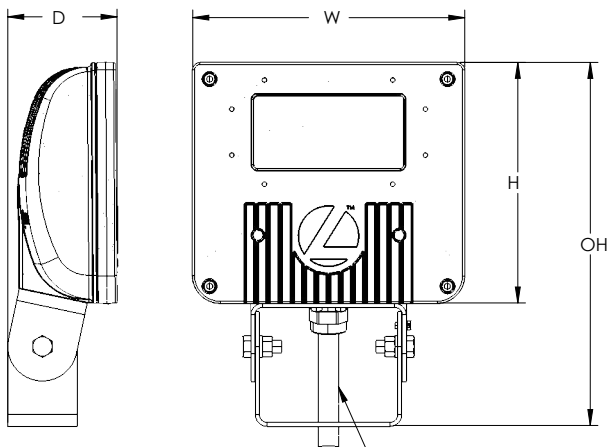
Qty (2) - splice covers included (includes one with 7/8" thru-hole allowing conduit from exterior)

### Threaded Knuckle (THK)



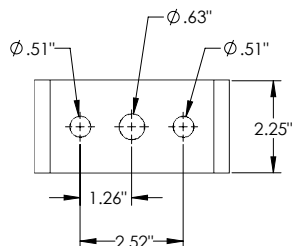
Width: 8.86" (22.5 cm)  
 Depth: 3.52" (8.9 cm)  
 Height: 7.84" (19.9 cm) main body  
 Overall: 13.37" (34.0 cm) with arm  
 Weight: 7.2 lbs

### Yoke (YKC62)



Note: Standard cord is 16-3 wire, 2 ft cord. Other lengths can be specified.  
 Ex: YKC62  
 YK = Yoke Mount  
 C6 = 16 gage, 3 wire cord  
 2 = 2 feet (5 = 5ft, 6 = 6ft, etc.)

### Yoke (YK) Mounting Detail



Width: 8.86" (22.5 cm)  
 Depth: 3.56" (9.0 cm)  
 Height: 7.84" (19.9 cm) main body  
 Overall: 11.84" (30.0 cm) with arm  
 Weight: 7.5 lbs

## Pole Mounting Information

Accessories including bullhorns, cross arms and other adapters are available. For the complete line of accessories available, visit the accessories tab at Lithonia's Outdoor Poles and Arms product page. [Click here to visit Accessories.](#)

### FEATURES & SPECIFICATIONS

#### INTENDED USE

The sleek and compact design of the D-Series floodlights reflects the embedded high performance LED technology while offering a clean aesthetic suitable for specification and general purpose floodlighting applications. Three sizes are available with seven precision optics allowing for maximum design versatility. DSXF1 delivers 3,000 to 5,500 lumens and is ideal for commercial lighting applications including new construction and replacing 70W to 150W HID floodlights. DSXF1 is ideal for security, facade, flagpole, column grazing and signage lighting applications.

#### CONSTRUCTION

The DSXF1 LED floodlight features rugged die-cast aluminum construction with integral heat sink fins that optimize thermal management through conductive and convective cooling. The LED driver is mounted in direct contact with the casting to promote low operating temperature and long life. The housing and lens frame are completely sealed against moisture and environmental contaminants providing an IP66 rating. Low EPA (0.8 ft2) for optimized wind loading. DSXF1 is 1.5G vibration rated per ANSI C136.31.

#### FINISH

Exterior painted parts are protected by a zinc-infused Super Durable TGIC thermoset powder coat finish that provides superior resistance to corrosion and weathering. A tightly controlled multi-stage process ensures a 3 mils thickness for a finish that can withstand extreme climate changes without cracking or peeling. Standard Super Durable colors include dark bronze, black, natural aluminum, and white. Available in textured and non-textured finishes.

#### OPTICS

Seven unique precision-molded vacuum-metalized specular reflectors are engineered for superior field-to-beam ratios, uniformity and spacing. Light engines are available in 3000K, 4000K or 5000K (minimum 70 CRI) configurations. Optional visors offer additional versatility when shielding is required.

#### ELECTRICAL

Light engines consist of chip-on-board (COB) LEDs directly coupled to the housing to maximize heat dissipation and promote long life. LED lumen maintenance is L88/60,000 hours. Class 1 electronic 0-10V continuous dimming drivers ensure system power factor: 90% and THD <20%. Optional 10kV surge protection device meets a minimum Category C low operation (per ANSI/IEEE C62.41.2).

#### CONTROLS

DSXF2 features MVOLT (120-277V) and 347V button photocontrol.

#### INSTALLATION

The die-cast integral "IS" mount features an adjustable slipfitter that mounts on a 2 3/8" OD tenon. Includes integral splice compartment offering easy installation and wiring. An extra cover plate with 7/8" through hole is provided to accommodate 1/2" water-tight fitting for power run from outside of the tenon. The "THK" adjustable knuckle mount includes a 1/2-14 NPT pipe thread. A steel yoke "YK" mount is available and includes a water tight cord grip and cord. DSXF1 features a glass lens enclosure that is protected to IP66 and is rated for lighting aimed up above 90°. Suitable for mounting within 4 feet of ground.

#### LISTINGS

CSA Certified to meet U.S. and Canadian standards. Suitable for wet locations. Rated for -40°C minimum ambient.

DesignLights Consortium® (DLC) Premium qualified product and DLC qualified product. Not all versions of this product may be DLC Premium qualified or DLC qualified. Please check the DLC Qualified Products List at [www.designlights.org/QPL](http://www.designlights.org/QPL) to confirm which versions are qualified.

#### GOVERNMENT PROCUREMENT

BAA – Buy America(n) Act: Product qualifies as a domestic end product under the Buy American Act as implemented in the FAR and DFARS. Product also qualifies as manufactured in the United States under DOT Buy America regulations.

BABA – Build America Buy America: Product qualifies as produced in the United States under the definitions of the Build America, Buy America Act.

Please refer to [www.acuitybrands.com/buy-american](http://www.acuitybrands.com/buy-american) for additional information.

#### WARRANTY

5-year limited warranty. This is the only warranty provided and no other statements in this specification sheet create any warranty of any kind. All other express and implied warranties are disclaimed. Complete warranty terms located at:

[www.acuitybrands.com/support/warranty/terms-and-conditions](http://www.acuitybrands.com/support/warranty/terms-and-conditions)

**Note:** Actual performance may differ as a result of end-user environment and application. All values are design or typical values, measured under laboratory conditions at 25 °C. Specifications subject to change without notice.

