

FEATURES & SPECIFICATIONS

INTENDED USE — The AL series surface mount combines clean, fine lines with a unique design that complements any space. The completely luminous optical system provides a concave visual appearance while providing high fixture performance and even illumination. AL is also available with a number of control options thus providing the ability to dim or control the lighting providing the ability to save energy and operate with multiple control systems including daylight or occupancy sensors.

CONSTRUCTION — Rugged, prepainted one-piece cold-rolled steel reflector assembly with embossed steel for increased structural integrity and strength. Polyester powder-paint after fabrication option available.

Hinged doorframe assembly retains optical assembly and easy access to electrical components.

OPTICS — Luminous optical system consists of a high performance transmittance diffuser coupled with a concave, clear, ribbed refractor for and unique multi-step appearance. To improve fixture performance and eliminate pixilation the diffuser uses a unique blend of high molecular weight polymer beads with unrelated refractive index.

ELECTRICAL — Long-life LEDs, coupled with high-efficiency drivers, provide superior quantity and quality of illumination for extended service life. 90% LED lumen maintenance at 60,000 hours (L90/60,000).

nLight® embedded controls make each luminaire addressable - allowing it to digitally communicate with other nLight enabled controls such as dimmers, switches, occupancy sensors and photocontrols. Simply connect all the nLight enabled control devices and the AL luminaires using standard Cat-5 cabling. Unique plug-and-play convenience as devices and luminaires automatically discover each other and self-commission.

Lumen Management: Unique lumen management system (option N80) provides onboard intelligence that actively manages the LED light source so that constant lumen output is maintained over the system life, preventing the energy waste created by the traditional practice of over-lighting.

Step-level dimming option allows system to be switched to 50% power for compliance with common energy codes while maintaining fixture appearance.

eldoLED driver options deliver choice of dimming range, and choices for control, while assuring flicker-free, low-current inrush, 89% efficiency and low EMI.

Driver disconnect provided where required to comply with US and Canadian codes.

INSTALLATION — Surface mounting. Suitable for damp location.

Maintenance: LED boards include plug-in connectors for easy replacement or servicing.

GOVERNMENT PROCUREMENT — BAA – Product with the BAA option qualifies as a domestic end product under the Buy American Act as implemented in the FAR and DFARS. Product with the BAA option also qualifies as manufactured in the United States under DOT Buy America regulations.

BABA – Build America Buy America: Product with the BAA option also qualifies as produced in the United States under the definitions of the Build America, Buy America Act.

Please refer to www.acuitybrands.com/buy-american for additional information.

LISTINGS — CSA Certified to meet U.S. and Canadian standards. DesignLights Consortium® (DLC) Premium qualified product. Not all versions of this product may be DLC Premium qualified. Please check the DLC Qualified Products List at www.designlights.org/QPL to confirm which versions are qualified.

WARRANTY — 5-year limited warranty. Complete warranty terms located at: www.acuitybrands.com/resources/terms-and-conditions

Note: Actual performance may differ as a result of end-user environment and application
All values are design or typical values, measured under laboratory conditions at 25 °C.
Specifications subject to change without notice.

Catalog Number
Notes
Type

AL SERIES

2ALLS2



2' X 2'
Surface LED

Patents Pending

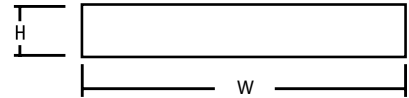


Specifications

Length: 24-3/4 (62.9)

Width: 24-3/4 (62.9)

Height: 4-3/4 (12.1)



All dimensions are inches (centimeters) unless otherwise indicated.

A+ Capable Luminaire


This item is an A+ capable luminaire, which has been designed and tested to provide consistent color appearance and out-of-the-box control compatibility with simple commissioning.

- All configurations of this luminaire meet the Acuity Brands' specification for chromatic consistency
- This luminaire is part of an A+ Certified solution for nLight® control networks when ordered with drivers marked by a **shaded background***
- This luminaire is part of an A+ Certified solution for nLight control networks, providing advanced control functionality at the luminaire level, when selection includes driver and control options marked by a **shaded background***

To learn more about A+, visit www.acuitybrands.com/aplus.

*See ordering tree for details

2ALLS2 Architectural Surface Lighting 2'x2'

 A+ Capable options indicated by this color background.

ORDERING INFORMATION

Lead times will vary depending on options selected. Consult with your sales representative.

Example: 2ALLS2 33L EZ1 LP835 N100

2ALLS2 Series	Lumens ¹	Voltage	Driver	Color temperature	Controls	Options	
2ALLS2 Surface LED 2x2	20L 2000 lumens	(blank) MVOLT (120-277)	EZ1 eldoLED dims to 1% (0-10 volt dimming)	LP830 3000 K	(blank) No controls	EL7L 700 nominal lumen battery pack	
	33L 3300 lumens	347 347 ²	EZB eldoLED dims to dark (0-10 volt dimming)	LP835 3500 K	N80 nLight with 80% (L80) lumen management	EL14L 1400 nominal lumen battery pack	
	40L 4000 lumens			GZ1 Dims to 1%, (0-10V) dimming ³	LP840 4000 K	N80EMG nLight with 80% (L80) lumen management for use with generator supply EM power	E10WLCP EM Self-Diagnostic battery pack, 10W Constant Power, Certified in CA Title 20 MAEDBS
				GZ10 Dims to 10%, (0-10V) dimming ³	LP850 5000 K	N100 nLight without lumen management	PAF Paint after fabrication
				EDB eldoLED DALI ⁴		N100EMG nLight without lumen management for use with generator supply EM power	BAA Buy America(n) Act and/or Build America Buy America Qualified
			EXB eldoLED DMX/RDM ⁴				
			SLD Step-level dimming ⁴				

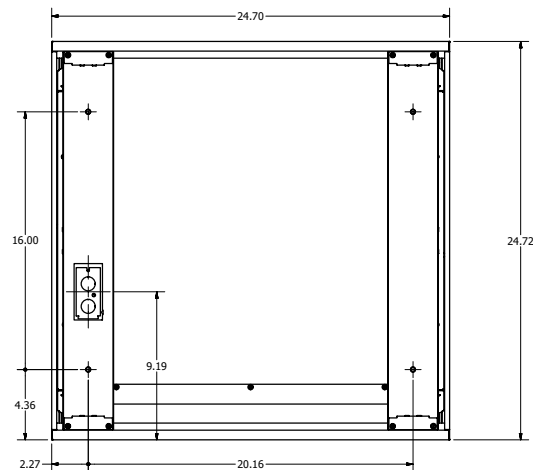
Notes

- 1 Approximate lumen output.
- 2 Not available with EL7L or EL14L battery packs or SLD driver.
- 3 GZ1, GZ10 not available with any Controls options.
- 4 Not available with N80, N80EMG, N100, or N100EMG.

Performance Data

Lumen	Package	Lumens	Input Watts	LPW
20L	LP830	2,007.3	18	111.5
20L	LP835	2,050.4	18	113.9
20L	LP840	2,064.7	18	114.7
20L	LP850	2,136.5	18	118.7
33L	LP830	3,233.4	29	111.5
33L	LP835	3,303.2	29	113.9
33L	LP840	3,327.8	29	114.8
33L	LP850	3,442.6	29	118.7
40L	LP830	3,809.6	35	108.8
40L	LP835	3,891.6	35	111.2
40L	LP840	3,920.3	35	112.0
40L	LP850	4,057.7	35	115.9

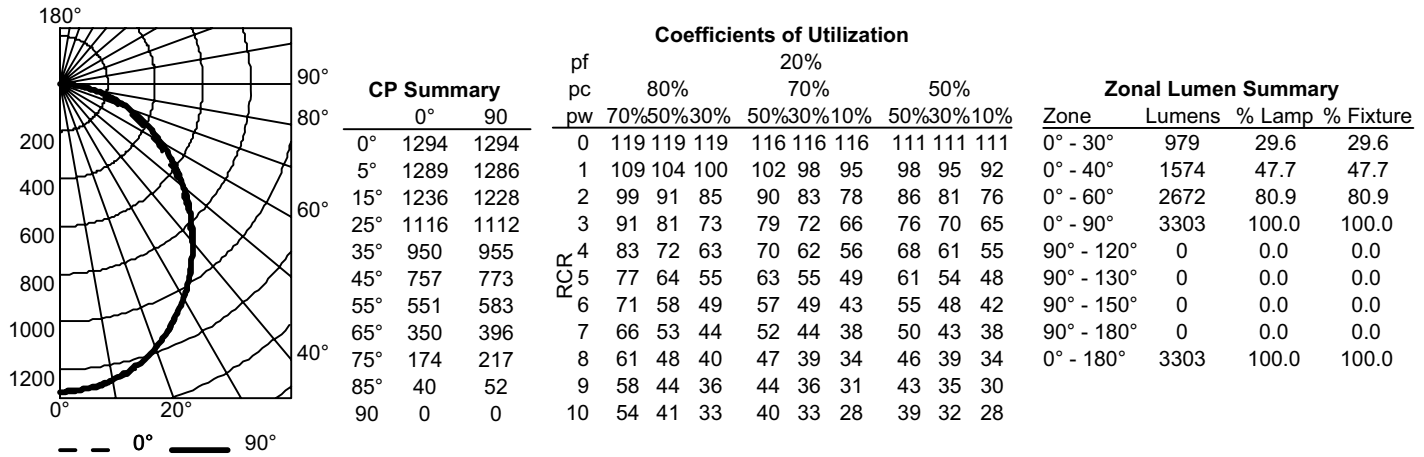
MOUNTING DATA



2ALLS2 Architectural Surface Lighting 2'x2'

PHOTOMETRICS

2ALLS2 33L EZ1 LP835, 3303.2 delivered lumens, test no. LTL26921P17, tested in accordance to IESNA LM-79.



Constant Lumen Management

Enabled by the embedded nLight control, the ALLED actively tracks its run-time and manages its light source such that constant lumen output is maintained over the system life. Referred to as lumen management, this feature eliminates the energy waste created by the traditional practice of over-lighting.

