

FEATURES & SPECIFICATIONS

INTENDED USE — The T Series LED surface mount combines digital lighting and control technologies with a high-performance optical system to deliver general ambient lighting for many applications such as schools, offices and hospitals. High-efficacy light engine delivers long life and excellent color, ensuring a superior quality light installation that is highly efficient and sustainable. **Certain airborne contaminants can diminish the integrity of acrylic and/or polycarbonate.** [Click here for Acrylic-Polycarbonate Compatibility table for suitable uses.](#)

CONSTRUCTION — Housing formed from cold-rolled steel. Polyester powder-paint after fabrication option available.

Smooth hemmed sides and smooth inward-formed end flanges, for easy handling.

Standard extruded aluminum door frame has superior structural integrity with premium appearance and mitered corners. Powder-painted rotary cam latches provide easy, secure door closure. Integral T-bar clips are standard. Acrylic shielding material is 100% UV stabilized.

OPTICS — Standard pattern #19 lens, 0.156" thick with highly transmissive overlay, is standard for superior brightness control. Overlay is 0.040" thick. Other lenses are available.

ELECTRICAL — Long-life LEDs, coupled with high-efficiency drivers, provide superior quantity and quality of illumination for extended service life. 90% LED lumen maintenance at 60,000 hours (L90/60,000).

nLight® embedded controls make each luminaire addressable - allowing it to digitally communicate with other nLight enabled controls such as dimmers, switches, occupancy sensors and photocontrols. Simply connect all the nLight enabled control devices and the luminaires using standard Cat-5 cabling. Unique plug-and-play convenience as devices and luminaires automatically discover each other and self-commission.

Lumen Management: Unique lumen management system (option N80) provides onboard intelligence that actively manages the LED light source so that constant lumen output is maintained over the system life, preventing the energy waste created by the traditional practice of over-lighting.

Step-level dimming option allows system to be switched to 50% power for compliance with common energy codes while maintaining fixture appearance.

eldoLED driver options deliver choice of dimming range, and choices for control, while assuring flicker-free, low-current inrush, 89% efficiency and low EMI.

Driver disconnect provided where required to comply with US and Canadian codes.

INSTALLATION — Surface mount. Drivers and internal components are accessible from floor. LED boards include plug-in connectors for easy replacement or servicing. Suitable for damp location.

LISTINGS — CSA certified to US and Canadian standards.

GOVERNMENT PROCUREMENT — BAA – Product with the BAA option qualifies as a domestic end product under the Buy American Act as implemented in the FAR and DFARS. Product with the BAA option also qualifies as manufactured in the United States under DOT Buy America regulations.

BABA – Build America Buy America: Product with the BAA option also qualifies as produced in the United States under the definitions of the Build America, Buy America Act.

Please refer to www.acuitybrands.com/buy-american for additional information.

WARRANTY — 5-year limited warranty. This is the only warranty provided and no other statements in this specification sheet create any warranty of any kind. All other express and implied warranties are disclaimed. Complete warranty terms located at: www.acuitybrands.com/support/warranty/terms-and-conditions

Note: Actual performance may differ as a result of end-user environment and application.

All values are design or typical values, measured under laboratory conditions at 25 °C.

Specifications subject to change without notice.

Catalog Number
Notes
Type

T SERIES SURFACE MOUNT

2TLX4

2' x 4' LED

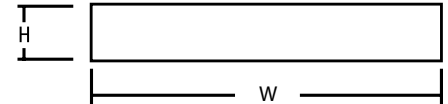


Specifications

Length: 48-3/4 (123.8)

Width: 24-3/4 (62.9)

Depth: 4-3/4 (12.1)



All dimensions are in inches (centimeters) unless otherwise indicated.

A+ Capable Luminaire

This item is an A+ capable luminaire, which has been designed and tested to provide consistent color appearance and out-of-the-box control compatibility with simple commissioning.

- All configurations of this luminaire meet the Acuity Brands' specification for chromatic consistency
- This luminaire is part of an A+ Certified solution for nLight® control networks when ordered with drivers marked by a shaded background*
- This luminaire is part of an A+ Certified solution for nLight control networks, providing advanced control functionality at the luminaire level, when selection includes driver and control options marked by a shaded background*

To learn more about A+, visit www.acuitybrands.com/aplus.

*See ordering tree for details

2TLX4 Surface Mount LED Lighting 2' x 4'



A+ Capable options indicated by this color background.

ORDERING INFORMATION

Lead times will vary depending on options selected. Consult with your sales representative.

Example: 2TLX4 40L RW A19 EZ1 LP835 N80

2TLX4		Lumens ¹		Door		Lens		Voltage		Driver	
2TLX4	Surface LED 2x4	30L	3000 lumens	FW	Flush aluminum, white	A12	#12 pattern acrylic	(blank)	MVOLT (120-277)	EZ1	eldoLED dims to 1% (0-10 volt dimming)
		40L	4000 lumens	RW	Regressed aluminum, white	A19	#19 pattern acrylic, 0.156" thick	347	347 ²	EZB	eldoLED dims to 0.1% (0-10 volt dimming)
		48L	4800 lumens			MWS	Matte white .040" thick			GZ1	Dims to 1% (0-10V dimming) ³
		60L	6000 lumens			MPL	Micro prism			GZ10	Dims to 10% (0-10V dimming) ³
		72L	7200 lumens			SWL	Satin white			EDB	eldoLED DALI ⁴
										SLD	Step-level dimming ⁴

Color temperature		Control ⁵		Options	
LP830	3000 K	(blank)	No controls	EL7L	700 nominal lumen battery pack ⁶
LP835	3500 K	N80	nLight with 80% (L80) lumen management	EL14L	1400 nominal lumen battery pack ⁶
LP840	4000 K	N80EMG	nLight with 80% (L80) lumen management for use with generator supply EM power	E10WLCP	EM Self-Diagnostic battery pack, 10W Constant Power, Certified in CA Title 20 MAEDBS ⁶
LP850	5000 K	N100	nLight without lumen management	PAF	Paint after fabrication
		N100EMG	nLight without lumen management for use with generator supply EM power	BAA	Buy America(n) Act and/or Build America Buy America Qualified

Notes

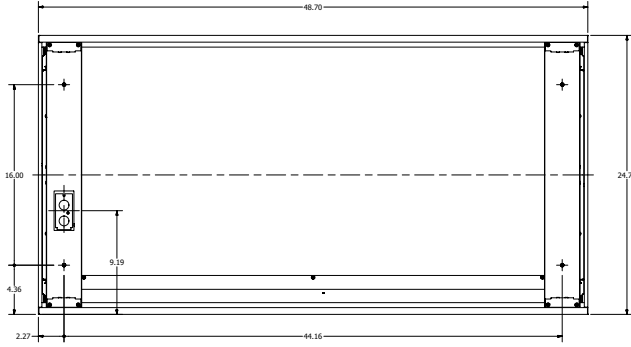
- 1 Approximate lumen output.
- 2 Not available with EL7L or EL14L battery packs or SLD driver.
- 3 GZ1, GZ10 drivers not available with any Controls options.
- 4 Not available with N80, N80EMG, N100, or N100EMG.
- 5 Not available with EZB driver due to space issue.
- 6 Not available with 72L option.

Performance Data

Lumen	Package	Lumens	Input Watts	LPW
30L	LP830	3,010.9	25	120.4
30L	LP835	3,075.5	25	123.0
30L	LP840	3,097.0	25	123.9
30L	LP850	3,204.7	25	128.2
40L	LP830	3,835.1	32	119.8
40L	LP835	3,918.2	32	122.4
40L	LP840	3,945.9	32	123.3
40L	LP850	4,084.3	32	127.6
48L	LP830	4,730.1	40	118.3
48L	LP835	4,831.6	40	120.8
48L	LP840	4,865.4	40	121.6
48L	LP850	5,034.6	40	125.9
60L	LP830	5,431.3	47	115.6
60L	LP835	5,548.2	47	118.0
60L	LP840	5,588.2	47	118.9
60L	LP850	5,785.0	47	123.1
72L	LP830	7,513.4	67	112.1
72L	LP835	7,673.3	67	114.5
72L	LP840	7,728.7	67	115.4
72L	LP850	7,999.3	67	119.4

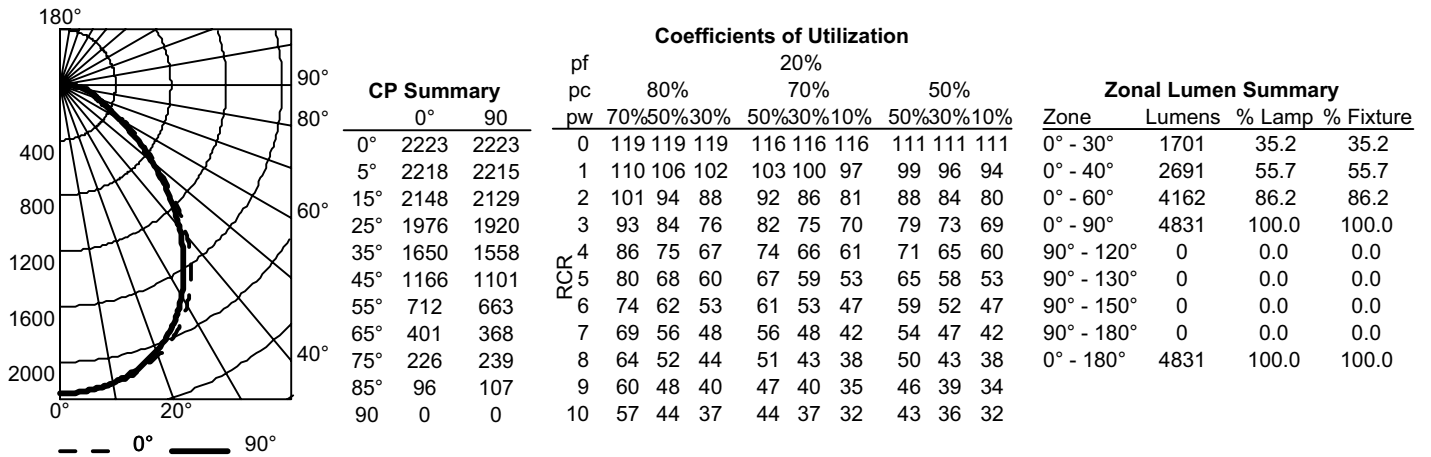
2TLX4 Surface Mount LED Lighting 2' x 4'

MOUNTING DATA



PHOTOMETRICS

2TLX4 48L FW A12 EZ1 LP840, 4831.6 delivered lumens, test no. LTL26934P29, tested in accordance to IESNA LM-79.



Constant Lumen Management

Enabled by the embedded nLight control, the TLX actively tracks its run-time and manages its light source such that constant lumen output is maintained over the system life. Referred to as lumen management, this feature eliminates the energy waste created by the traditional practice of over-lighting.

