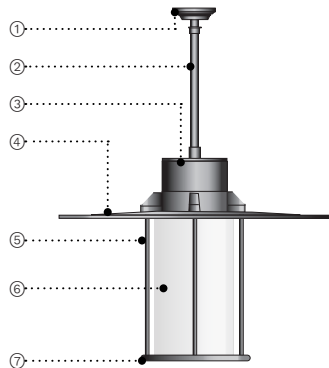


PROJECT NAME:

QUANTITY:

TYPE:

ORDERING CODE:



- ① Standard heavy duty 45° hang straight swivel, with Ø 5" (127mm) canopy and universal mounting plate.
- ② Field adjustable suspension stem or silver braided power cable with aircraft safety cable. Also, offered with a catenary suspension attachment.
- ③ LED driver housing.
- ④ Optional one piece .090" (2.3mm) thick hard aluminum top shade. Underside surface is painted white enamel to optimize light performance.
- ⑤ Set of 4 X 1/2" (13mm) solid aluminum struts.
- ⑥ High impact white translucent UV stabilized acrylic diffuser.
- ⑦ Heavy cast aluminum cover with integral LED heat dissipating pad.



EC640

MATERIALS

Eclipse Mini is made of corrosion resistant 356 aluminum alloy with a copper (CU) content of less than 0.1%. Cast aluminum heat sink to optimize heat management and luminaire efficacy. LED platform is mechanically secured and easily removable for maintenance or upgrade.

ELECTRICAL DRIVER

Driver is 0-10V dimming-ready (dims to 10%) with: 120-277 multi-volt compatibility (50-60Hz), optional 347V, minimum operating temperature of -30°C/-22°F, output over voltage protection, output over current protection, output short circuit protection with auto-recovery, and over temperature protection (110°C).

LED LIGHT ENGINE

Offered in 2700K, 3000K, 3500K, 4000K with 80 CRI. Removable modular LED platform. 70% LED lumen maintenance at 60,000 hours (L70/60,000) based on IESNA LM-80-08 LED extrapolated life, calculated per IESNA TM-21-21.

FINISH

Five-stage preparation process includes preheating of cast aluminum parts for air extraction. Polyester powder coating is applied through an electrostatic process, and oven cured for long term finish.

CERTIFICATION

UL Certified to Canadian and U.S. safety standards. Certified for use in damp location. Rated IP44. Photometric testing performed by an independent laboratory in accordance with IES LM-79-08 standards at 25°C. Actual performance may differ as a result of end-user environment and application.

WARRANTY

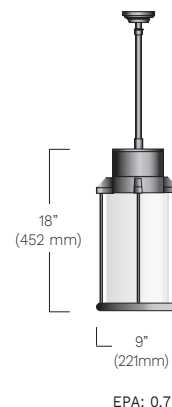
5-year limited warranty. This is the only warranty provided and no other statements in this specification sheet create any warranty of any kind. All other express and implied warranties are disclaimed. Complete warranty terms located at: <https://www.acuitybrands.com/support/warranty/terms-and-conditions>

MOUNTING


Mounts on a standard 4" (102mm) octagonal electrical box with 3.5" (89mm) C/C mounting holes. On site conditions may require separate mounting (by others). Fixture must be installed on a finished ceiling for exterior applications and/or when exposed to inclement weather.

MEASUREMENTS

Maximum weight: 15 lbs (7 kg)



ORDERING CODE

*SERIES	*LIGHT OUTPUT	*CCT	*VOLTAGE	SHADE	LOUVER	ADDITIONAL LIGHT
EC640 	L1L10 1160 lm / 19w	27K 2700K	120 120V	SD20 Ø20" shade	LV3 3 aluminum louvers	DLO Luminous opening for downlight
	L1L20 2006 lm / 34w	30K 3000K	277 277V			
	L1L30 2812 lm / 50w	35K 3500K	347 347V			
		40K 4000K	480 480V			
			HVOLT 347V-480V			
			MVOLT 120V-277V			

*MOUNTING		SUSPENSION LENGTH		MOUNTING ACCESSORY		CONTROLS		FUSE	
CAT3	Catenary suspension attachment	12IN	12"	STC	Set of 3 stabilizer cables²	NLTAIR2	nLight AIR 2.0 control embedded in canopy with black antenna³	FS	Fuse
		24IN	24"						
SPG	Silver braided power cord with aircraft cable¹	36IN	36"						
		48IN	48"						
STM	Field-cutable hang straight stem	60IN	60"						
		Available up to 240" in 12" increments. Required field for SPG, STM.							

PHOTOCELL	EMERGENCY	*FINISH	ENVIRONMENT
PH Photocell	REM7 Remote emergency battery, 90 min, 7W ⁴	BKT Jet black	MG Marine grade paint ⁷ WE Modification for wet location MW Modification for wet location w/ marine grade paint ⁷
		BZT Bronze	
		CHT Champagne	
		DGT Gun metal	
		GRT Titanium gray	
		MST Matte silver	
		SGT Steel gray	
		WHT Snow white	
		CMC Custom matched color ⁵	
		RAL RAL color ⁶	

NOTES

- *- Denotes a required field
- 1- Not suitable for outdoor locations.
- 2- Available only with STM.
- 3- Available only with 120 or 277V. Installed in Ø11" canopy. Not available with REM7, PH, CAT3, MG, WE or MW.
- 4- Remote mount 50ft - 12" (305mm) square enclosure with access cover. Not available with CAT3, 347V, 480V or HVOLT. Cable between fixture and remote box is provided by others.
- 5- Contact factory to coordinate custom matching color.
- 6- Specify RAL number.
- 7- Marine grade paint for harsh, coastal environment and exposure to salt water. Additional delay required.

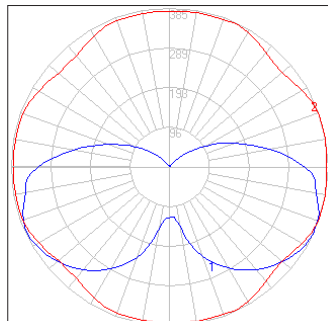
LUMINIS.COM

Toll free: (866) 586-4647 | Fax: (514) 683-8872 | Email: info@luminis.com
260 Labrosse, Pointe-Claire (QC) Canada H9R 5L5

EC640
Rev. 12/06/24

TYPICAL PHOTOMETRY SUMMARY

EC640-L1L30



Total Lms: 2812 Lumens
Total Input Watts: 49.6 W
Efficacy: 59.7 Lumens/Watt
BUG: B1-U3-G2
CCT/CRI: 4000K/80
Maximum Candela: 385 (65°V)

LUMEN CONVERSION FACTOR (LCF)		
CCT	CRI	LCF
2700K	80	0.91
3000K	80	0.94
3500K	80	0.98
4000K	80	1.00

All Photometry shown use the 80CRI 4000K LEDs.
 Please visit our web site www.luminis.com for complete I.E.S. file.

LUMINIS.COM

Toll free: (866) 586-4647 | Fax: (514) 683-8872 | Email: info@luminis.com
 260 Labrosse, Pointe-Claire (QC) Canada H9R 5L5

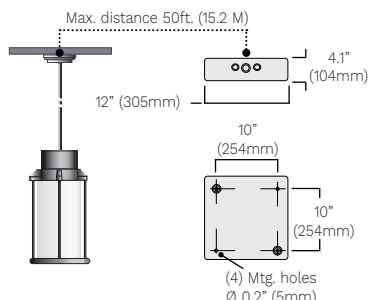
© 2024 Acuity Brands Lighting Canada, Inc. All rights reserved. Specifications subject to change without notice.

OPTION DETAILS



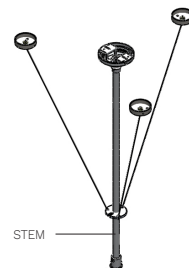
SPG

Silver braided power cord with onsite adjustable aircraft safety cable.



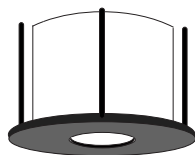
REM7

7W Remote mount 120/277V emergency battery pack.



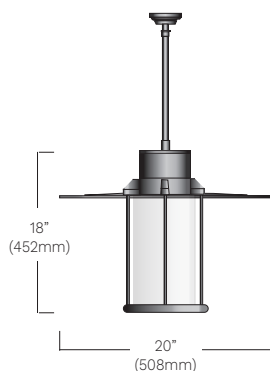
STC

Set of three stabilizer cables.




DLO

Luminous opening for downlight.



SD20

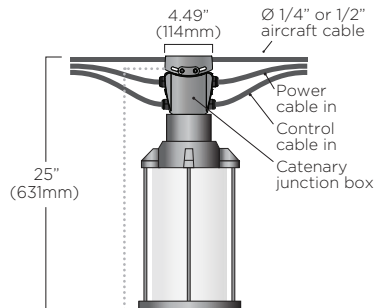
Ø 20" aluminum top shade.
(EPA: 0.83)



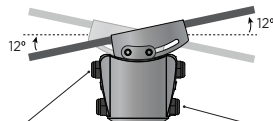
LV3

Set of three aluminum louvers.
(EPA: 0.75)

OPTION DETAILS



ANGLE ADJUSTMENT MECHANISM



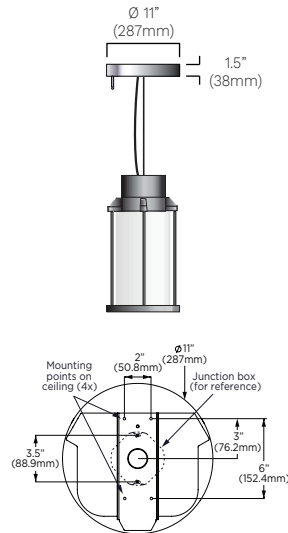
Power cable in: 3 conductor x 14 gauge AWG. The 2 cable glands located at the top can accommodate a cable ranging from **10mm - 14mm**.

Control cable in: The 2 cable glands on the bottom can accommodate a cable ranging from **6mm - 11mm**.

CAT3

Cast aluminum catenary junction box with 2 sealed connectors for 0.24"-0.47" (6mm-12mm) power cable.
Ready to accept 1/4" or 1/2" stainless steel suspension cable.
Weight: 18.3 lbs (8.3 kg)
(Structural design, power cable, control cable, stainless steel catenary cable, cable fittings, and fittings for mounting to support structure provided by others.)

CANOPY TOP VIEW



NLTAIR2

Ø 11" canopy with nLight AIR Control gen2 and black antenna.
Available with STM or SPG.