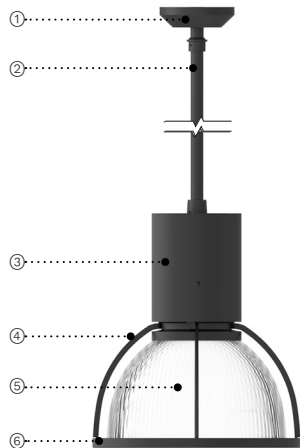


PROJECT NAME:	QUANTITY:	TYPE:
ORDERING CODE:		



- ① Heavy duty 45° hang straight swivel, with Ø 5" (127mm) canopy and universal mounting plate.
- ② Field adjustable suspension stem or silver braided power cable with aircraft safety cable. Also, offered with a catenary suspension attachment.
- ③ Extruded aluminum driver housing.
- ④ Set of four side struts.
- ⑤ **PR1282:** Diffused acrylic prismatic refractor.
PR1287: Aluminum reflector.
Inner surface: multi-faceted specular anodized.
Exterior surface: Satin anodized natural aluminum. Alternate exterior finish (Option RP)
- ⑥ Struts holder ring. Clear acrylic flat bottom lens (Option CF12) and diffused acrylic flat bottom lens (Option DF12) are available as options.



PR1282



PR1287

MATERIALS

Prisma is made of an extruded aluminum housing designed to optimize the functionality of the driver and solid state components. Prisma is available with a choice of two interchangeable reflectors. Aluminum reflector designed to optimize light source performance and uniformity. Diffused acrylic prismatic refractor with a linear peripheral pattern providing general upward illumination with efficient down lighting.

ELECTRICAL DRIVER

120V/277V driver is 0-10V dimming-ready (min. dim to 1%) with 120-277 multi-volt compatibility (50-60Hz), operating temperature range of -20°C/-4°F to +50°C/122°F, output over voltage protection, output over current protection and output short circuit protection with auto-recovery.

347V driver is 0-10V dimming ready (min. dim to 1%) with operating temperature range of -20°C/-4°F to +50°C/122°F, over current and output short circuit protection.

LED LIGHT ENGINE

Offered in 2700K, 3000K, 3500K & 4000K with 80CRI. 70% LED lumen maintenance at 125,000 hours (L70/B50) based on IESNA LM-80-08 LED extrapolated life, calculated per IESNA TM-21-21.

FINISH

Five-stage preparation process includes preheating of cast aluminum parts for air extraction. Polyester powder coating is applied through an electrostatic process, and oven cured for long term finish.

CERTIFICATION

UL Certified to Canadian and U.S. safety standards. Certified for use in for damp location (exception: DMX models are dry location). Rated IP20. Photometric testing performed by an independent laboratory in accordance with IES LM-79-08 standards at 25°C. Actual performance may differ as a result of end-user environment and application.

WARRANTY

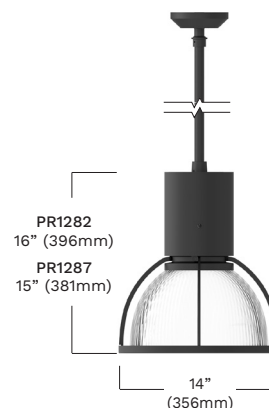
5-year limited warranty. This is the only warranty provided and no other statements in this specification sheet create any warranty of any kind. All other express and implied warranties are disclaimed. Complete warranty terms located at: <https://www.acuitybrands.com/support/warranty/terms-and-conditions>

MOUNTING


Mounts on a standard 4" (102mm) octagonal electrical box with 3.5" (89mm) C/C mounting holes.

MEASUREMENTS

Maximum weight: 10.3 lbs (4.7 kg)



ORDERING CODE

*SERIES	*LIGHT OUTPUT		*CCT	*VOLTAGE	CONTROLS
	L1L10	1424 lm / 11w	27K 2700K	120 120V	DMX DMX/RDM dim to dark 0%. ^{4,5} NLTAIR2 nLight AIR 2.0 control embedded in canopy with black antenna ⁶
	L1L20	2244 lm / 17w	30K 3000K	277 277V	
	L1L30	3298 lm / 24w	35K 3500K	347 347V ²	
	L1L40	4061 lm / 31w	40K 4000K	MVOLT 120V-277V ³	
	L1L50	5045 lm / 39w			
	L1L60	5995 lm / 48w ¹			
	Delivered lumens calculated at 4000K/80CRI. Typical power consumption. Refer to LCF table for outputs at other CCTs.				

LENS/DIFFUSER		*MOUNTING		SUSPENSION LENGTH		FUSE	
CF12	Clear acrylic flat bottom lens ⁷	CAT3	Catenary suspension attachment	12IN	12"	FS	Fuse
DC12	Diffused acrylic prismatic bottom conical lens ⁷	SPG	Silver braided suspension power cord with aircraft cable	24IN	24"		
DF12	Diffused acrylic flat bottom lens ⁷	STM TA	Field-cutable hang straight suspension stem ⁸ 3/4" NPT conduit adaptor	36IN	36"		
				48IN	48"		
				60IN	60"		
				Available up to 240" in 12" increments. Required field for SPG, STM.			

EMERGENCY		SHIELDING ACCESSORIES		*FINISH	
EM10	10W integral emergency battery, 90 min ⁹	BC12	Aluminum lower diffuser band ¹²	BKT	Jet black
EMC7	7W integral emergency battery, 90 min. Within oversized ceiling canopy. ¹⁰			BZT	Bronze
REM7	Remote emergency battery, 90 min, 7W ¹¹			CHT	Champagne
				DGT	Gun metal
				GRT	Titanium gray
				MST	Matte silver
				SGT	Steel gray
				WHT	Snow white
		CMC	Custom matched color ¹³		
		RAL	RAL color ¹⁴		

NOTES

*- Denotes a required field

1- Not available with DMX or EM10.

2- 347V not available with DMX, EM10, EMC7, REM7.

3- MVOLT not available with FS.

4- Default dimming curve: Logarithmic. Factory set to address one unless otherwise specified. Refer to DMX Reference Guide for more information (available on website).

5- Housing increases by 2.4" (60.9mm). Not available with L1L60, EM10, EMC7 or REM7. Mounting must be selected, choose between STM or SPG.

6- Available only with 120V or 277V. Installed in Ø11" canopy with STM/SPG. Refer to the mounting image for more details. Not available with DMX, REM7, EMC7, EM10, CAT3, TA.

7- Lumen conversion factor (LCF) 0.94.

8- If DMX option is selected, STM maximum length is 36" (914mm).

9- Housing will increase by 1.2" (30.5mm). Not available with L1L60. Not available with 347V.

10- EMC7 not available with CAT3 or TA options.

11- Remote mount 50ft - 12" square enclosure with access cover. The remote enclosure must be interior. Cable between fixture and remote box is provided by others. Not available with 347V or CAT3.

12- Available only with PR1282.

13- Contact factory to coordinate custom matching color.


14- Specify RAL number.

LUMINIS.COM

Toll free: (866) 586-4647 | Fax: (514) 683-8872 | Email: info@luminis.com
 260 Labrosse, Pointe-Claire (QC) Canada H9R 5L5

PR1282/PR1287
 Rev. 05/07/25

ORDERING CODE

*SERIES	*LIGHT OUTPUT		*CCT	*VOLTAGE	CONTROLS
	L1L10	1450 lm / 11w	27K 2700K	120 120V	DMX DMX/RDM dim to dark 0%. ^{4,5} NLTAIR2 nLight AIR 2.0 control embedded in canopy with black antenna ⁶
	L1L20	2284 lm / 17w	30K 3000K	277 277V	
	L1L30	3093 lm / 24w	35K 3500K	347 347V ²	
	L1L40	4134 lm / 31w	40K 4000K	MVOLT 120V-277V ³	
	L1L50	4890 lm / 38w			
	L1L60	5865 lm / 46w ¹			
	Delivered lumens calculated at 4000K/80CRI. Typical power consumption. Refer to LCF table for outputs at other CCTs.				

LENS/DIFFUSER		*MOUNTING		SUSPENSION LENGTH		FUSE	
CF12	Clear acrylic flat bottom lens ⁷	CAT3	Catenary suspension attachment	12IN	12"	FS	Fuse
DC12	Diffused acrylic prismatic bottom conical lens ⁷	SPG	Silver braided suspension power cord with aircraft cable	24IN	24"		
DF12	Diffused acrylic flat bottom lens ⁷	STM	Field-cuttable hang straight suspension stem ⁸	36IN	36"		
				48IN	48"		
				60IN	60"		
				Available up to 240" in 12" increments. Required field for SPG, STM.			

EMERGENCY		*FINISH		REFLECTOR FINISH			
EM10	10W integral emergency battery, 90 min ⁹	BKT	Jet black	RP	Exterior of aluminum reflector to match housing finish ¹⁴		
EMC7	7W integral emergency battery, 90 min. Within oversized ceiling canopy. ¹⁰	BZT	Bronze				
REM7	Remote emergency battery, 90 min, 7W ¹¹	CHT	Champagne				
		DGT	Gun metal				
		GRT	Titanium gray				
		MST	Matte silver				
		SGT	Steel gray				
		WHT	Snow white				
		CMC	Custom matched color ¹²				
		RAL	RAL color ¹³				

NOTES

*- Denotes a required field

1- Not available with DMX or EM10.

2- 347V not available with DMX, EM10, EMC7, REM7.

3- MVOLT not available with FS.

4- Default dimming curve: Logarithmic. Factory set to address one unless otherwise specified. Refer to DMX Reference Guide for more information (available on website).

5- Housing increases by 2.4" (60.9mm). Not available with L1L60, EM10, EMC7 or REM7. Mounting must be selected, choose between STM or SPG.

6- Available only with 120V or 277V. Installed in Ø11" canopy with STM/SPG. Refer to the mounting image for more details. Not available with DMX, REM7, EMC7, EM10, CAT3, TA.

7- Lumen conversion factor (LCF) 0.94.

8- If DMX option is selected, STM maximum length is 36" (914mm).

9- Housing will increase by 1.2" (30.5mm). Not available with L1L60. Not available with 347V.

10- EMC7 not available with CAT3 or TA options.

11- Remote mount 50ft - 12" square enclosure with access cover. The remote enclosure must be interior. Cable between fixture and remote box is provided by others. Not available with 347V or CAT3.

12- Contact factory to coordinate custom matching color.

13- Specify RAL number.

14- Available only with PR1287

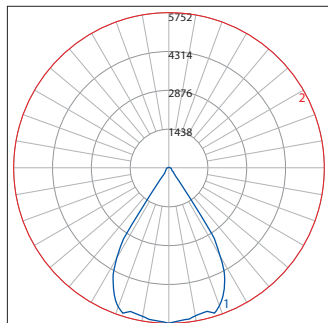
LUMINIS.COM

Toll free: (866) 586-4647 | Fax: (514) 683-8872 | Email: info@luminis.com
 260 Labrosse, Pointe-Claire (QC) Canada H9R 5L5

PR1282/PR1287
 Rev. 05/07/25

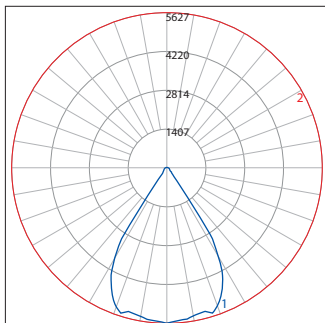
TYPICAL PHOTOMETRY SUMMARY

PR1282-L1L60



Total Lms: 5995 Lumens
Total Input Watts: 47.7 W
Efficacy: 126 Lumens/Watt
CCT/CRI: 4000K/80
Maximum Candela: 5,752 @
 0°H/0°V

PR1287-L1L60



Total Lms: 5865 Lumens
Total Input Watts: 45.5 W
Efficacy: 129 Lumens/Watt
CCT/CRI: 4000K/80
Maximum Candela: 5,627 @
 0°H/0°V

LUMEN CONVERSION FACTOR (LCF)

CCT	CRI	LCF
2700K	80	0.92
3000K	80	0.95
3500K	80	0.98
4000K	80	1.00

All Photometry shown use the 80CRI 4000K LEDs.
 Please visit our web site www.luminis.com for complete I.E.S. file.

LUMINIS.COM

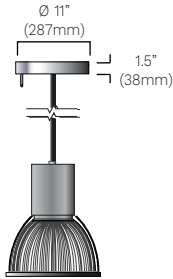
Toll free: (866) 586-4647 | Fax: (514) 683-8872 | Email: info@luminis.com
 260 Labrosse, Pointe-Claire (QC) Canada H9R 5L5

© 2025 Acuity Brands Lighting Canada, Inc. All rights reserved. Specifications subject to change without notice.

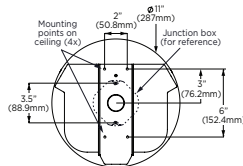
PR1282/PR1287
 Rev. 05/07/25


Page 4 of 6

OPTION DETAILS



CANOPY TOP VIEW



NLTAIR2 (STM & SPG) 
Ø11" canopy with nLight
AIR Control gen2 and black
antenna.

For the following light outputs:
L1L10, L1L20, L1L30, L1L40,
L1L50, L1L60



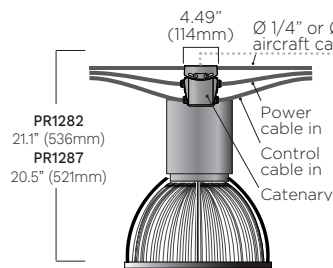
CF12
Clear acrylic flat bottom lens
with nickel plated clamp ring.



DC12
Diffused acrylic prismatic
bottom conical lens with nickel
plated clamp ring.



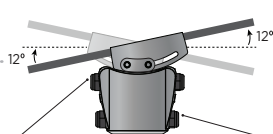
DF12
Diffused acrylic flat bottom
lens with nickel plated clamp
ring.



CAT3

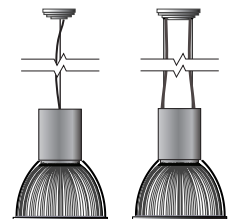
Cast aluminum catenary junction box with 2 sealed connectors for 0.24"-0.47" (6mm-12mm) power cable. Ready to accept 1/4" or 1/2" stainless steel suspension cable.
Weight: 13.6 lbs (6.2 kg)
(Structural design, power cable, control cable, stainless steel catenary cable, cable fittings, and fittings for mounting to support structure provided by others.)

ANGLE ADJUSTMENT MECHANISM



Power cable in:
3 conductor x 14
gauge AWG. The
2 cable glands
located at the top
can accommodate a
cable ranging from
10mm - 14mm.

Control cable in:
The 2 cable glands
on the bottom can
accommodate a
cable ranging from
6mm - 11mm.



SPG

Silver braided power cord with
onsite adjustable aircraft safety
cable.
Second cord added to models
with the following options: DMX.

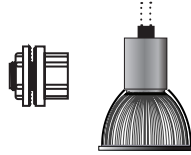
OPTION DETAILS



STM

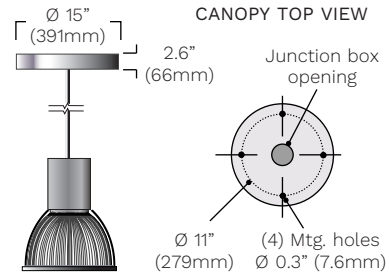
Heavy duty 45° hang straight swivel, with Ø 5" (127mm) canopy and universal mounting plate. Ø 7/8" (22mm) suspension stem with aircraft safety cable.

NOTE: If DMX/RDM is selected, maximum length is 36" (914mm).



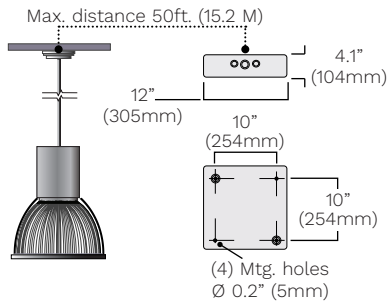
TA

3/4" NPT Suspension conduit adaptor (conduit by others). Supplied with 3 X 18 ga. X 36" lg. wiring. (Longer wires to be specified.)



EMC7

7W Canopy mount integral 120/277V emergency battery pack.



REM7

7W Remote mount 120/277V emergency battery pack. Test switch provided within enclosure with 5" (127mm) leads.



BC12

Aluminum lower diffuser band, same color as luminaire.

PR1282 only



Exterior same color as luminaire

RP

Inner reflector specular aluminum. Exterior same color as luminaire.

PR1287 only