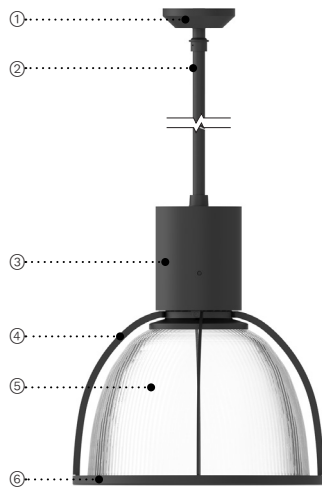


PROJECT NAME:	QUANTITY:	TYPE:
ORDERING CODE:		



- ① Heavy duty 45° hang straight swivel, with Ø 5" (127mm) canopy and universal mounting plate.
- ② Field adjustable suspension stem or silver braided power cable with aircraft safety cable. Also, offered with a catenary suspension attachment.
- ③ Extruded aluminum driver housing.
- ④ Set of four side struts.
- ⑤ **PR1682:** Diffused acrylic prismatic refractor.  
**PR1687:** Aluminum reflector.  
Inner surface: multi-faceted specular anodized.  
Exterior surface: Satin anodized natural aluminum. Alternate exterior finish (Option RP)
- ⑥ Struts holder ring. Clear acrylic flat bottom lens (Option CF12) and diffused acrylic flat bottom lens (Option DF12) are available as options.



PR1682



PR1687

## MATERIALS

Prisma is made of an extruded aluminum housing designed to optimize the functionality of the driver and solid state components. Prisma is available with a choice of two interchangeable reflectors. Aluminum reflector designed to optimize light source performance and uniformity. Diffused acrylic prismatic refractor with a linear peripheral pattern providing general upward illumination with efficient down lighting.

## ELECTRICAL DRIVER

120V/277V driver is 0-10V dimming-ready (min. dim to 1%) with 120-277 multi-volt compatibility (50-60Hz), operating temperature range of -20°C/-4°F to +50°C/122°F, output over voltage protection, output over current protection and output short circuit protection with auto-recovery.

347V driver is 0-10V dimming ready (min. dim to 1%) with operating temperature range of -20°C/-4°F to +50°C/122°F, over current and output short circuit protection.

## LED LIGHT ENGINE

Offered in 2700K, 3000K, 3500K & 4000K with 80CRI  
70% LED lumen maintenance at 125,000 hours (L70/B50) based on IESNA LM-80-08 LED extrapolated life, calculated per IESNA TM-21-21.

## FINISH

Five-stage preparation process includes preheating of cast aluminum parts for air extraction. Polyester powder coating is applied through an electrostatic process, and oven cured for long term finish.

## CERTIFICATION

UL Certified to Canadian and U.S. safety standards. Certified for use in for damp location (exception: DMX models are dry location). Rated IP20. Photometric testing performed by an independent laboratory in accordance with IES LM-79-08 standards at 25°C. Actual performance may differ as a result of end-user environment and application.

## WARRANTY

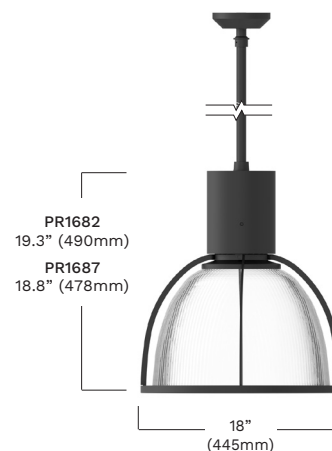
5-year limited warranty. This is the only warranty provided and no other statements in this specification sheet create any warranty of any kind. All other express and implied warranties are disclaimed. Complete warranty terms located at: <https://www.acuitybrands.com/support/warranty/terms-and-conditions>

## MOUNTING

Mounts on a standard 4" (102mm) octagonal electrical box with 3.5" (89mm) C/C mounting holes.

## MEASUREMENTS

Maximum weight: 12.6 lbs (5.7 kg)




## LUMINIS.COM

Toll free: (866) 586-4647 | Fax: (514) 683-8872 | Email: [info@luminis.com](mailto:info@luminis.com)  
260 Labrosse, Pointe-Claire (QC) Canada H9R 5L5

PR1682/PR1687  
Rev. 05/07/25

## ORDERING CODE

*SERIES	*LIGHT OUTPUT	*CCT	*VOLTAGE	CONTROLS
<div>PR1682</div> 	L1L202124 lm / 16w	27K2700K	120120V	<div>DMX</div> DMX/RDM dim to dark 0%. <sup>4,5</sup> <div>NLTAIR2</div> nLight AIR 2.0 control embedded in canopy with black antenna <sup>6</sup>
	L1L303093 lm / 24w	30K3000K	277277V	
	L1L404150 lm / 33w	35K3500K	347347V <sup>2</sup>	
	L1L505089 lm / 41w	40K4000K	MVOLT120V-277V <sup>3</sup>	
	L1L605995 lm / 50w <sup>1</sup>			
	Delivered lumens calculated at 4000K/80CRI. Typical power consumption. Refer to LCF table for outputs at other CCTs.			

LENS/DIFFUSER	*MOUNTING	SUSPENSION LENGTH	FUSE
<b>CF16</b> Clear acrylic flat bottom lens <sup>7</sup>	<b>CAT3</b> Catenary suspension attachment	<b>12IN</b> 12"	<b>FS</b> Fuse
<b>DC16</b> Diffused acrylic prismatic bottom conical lens <sup>7,8</sup>	<b>SPG</b> Silver braided suspension power cord with aircraft cable	<b>24IN</b> 24"	
<b>DF16</b> Diffused acrylic flat bottom lens <sup>7</sup>	<b>STM</b> Field-cutable hang straight suspension stem <sup>9</sup>	<b>36IN</b> 36"	
	<b>TA</b> 3/4" NPT conduit adaptor	<b>48IN</b> 48"	
		<b>60IN</b> 60"	
Available up to 240" in 12" increments. Required field for SPG, STM.			

EMERGENCY	SHIELDING ACCESSORIES	RING GUARD	*FINISH
<b>EM10</b> 10W integral emergency battery, 90 min <sup>10</sup>	<b>BC16</b> Aluminum lower diffuser band <sup>13</sup>	<b>WG16</b> Zinc plated concentric wire guard <sup>14</sup>	<b>BKT</b> Jet black
<b>EMC7</b> 7W integral emergency battery, 90 min. Within oversized ceiling canopy. <sup>11</sup>			<b>BZT</b> Bronze
<b>REM7</b> Remote emergency battery, 90 min, 7W <sup>12</sup>			<b>CHT</b> Champagne
			<b>DGT</b> Gun metal
			<b>GRT</b> Titanium gray
			<b>MST</b> Matte silver
			<b>SGT</b> Steel gray
			<b>WHT</b> Snow white
			<b>CMC</b> Custom matched color <sup>15</sup>
			<b>RAL</b> RAL color <sup>16</sup>

## NOTES

\*- Denotes a required field

1- Not available with DMX or EM10.

2- 347V not available with DMX, EM10, EMC7, REM7.

3- MVOLT not available with FS.

4- Default dimming curve: Logarithmic. Factory set to address one unless otherwise specified. Refer to DMX Reference Guide for more information (available on website).

5- Housing increases by 2.4" (60.9mm). Not available with L1L60, EM10, EMC7 or REM7. Mounting must be selected, choose between STM or SPG.

6- Available only with 120V or 277V. Installed in Ø11" canopy with STM/SPG. Refer to the mounting image for more details. Not available with DMX, REM7, EMC7, EM10, CAT3, TA.

7- Lumen conversion factor (LCF) 0.94.

8- DC16 not available with WG16 option.

9- If DMX option is selected, STM maximum length is 36" (914mm).

10- Housing will increase by 1.2" (30.5mm). Not available with L1L60. Not available with 347V.

11- EMC7 not available with CAT3 or TA options.

12- Remote mount 50ft - 12" square enclosure with access cover. The remote enclosure must be interior. Cable between fixture and remote box is provided by others. Not available with 347V or CAT3.

13- Available only with PR1682.

14- Not available with DC16, CF16, DF16.

15- Contact factory to coordinate custom matching color.

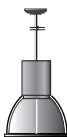
16- Specify RAL number..

## LUMINIS.COM

Toll free: (866) 586-4647 | Fax: (514) 683-8872 | Email: info@luminis.com  
 260 Labrosse, Pointe-Claire (QC) Canada H9R 5L5

PR1682/PR1687  
 Rev. 05/07/25

## ORDERING CODE

*SERIES	*LIGHT OUTPUT		*CCT	*VOLTAGE	CONTROLS		
	L1L20	2146 lm / 16w	27K	2700K	120	120V	DMX DMX/RDM dim to dark 0%. <sup>4,5</sup>  NLTAIR2 nLight AIR 2.0 control embedded in canopy with black antenna <sup>6</sup>
	L1L30	3126 lm / 24w	30K	3000K	277	277V	
	L1L40	4194 lm / 33w	35K	3500K	347	347V <sup>2</sup>	
	L1L50	4909 lm / 39w	40K	4000K	MVOLT	120V-277V <sup>3</sup>	
	L1L60	6059 lm / 50w <sup>1</sup>					
	Delivered lumens calculated at 4000K/80CRI. Typical power consumption. Refer to LCF table for outputs at other CCTs.						

LENS/DIFFUSER		*MOUNTING		SUSPENSION LENGTH		FUSE	
CF16	Clear acrylic flat bottom lens <sup>7</sup>	CAT3	Catenary suspension attachment	12IN	12"	FS	Fuse
DC16	Diffused acrylic prismatic bottom conical lens <sup>7,8</sup>	SPG	Silver braided suspension power cord with aircraft cable	24IN	24"		
DF16	Diffused acrylic flat bottom lens <sup>7</sup>	STM	Field-cutttable hang straight suspension stem <sup>9</sup>	36IN	36"		
				48IN	48"		
				60IN	60"		
				Available up to 240" in 12" increments. Required field for SPG, STM.			

EMERGENCY		RING GUARD		*FINISH		REFLECTOR FINISH	
EM10	10W integral emergency battery, 90 min <sup>10</sup>	WG16	Zinc plated concentric wire guard <sup>13</sup>	BKT	Jet black	RP	Exterior of aluminum reflector to match housing finish <sup>16</sup>
EMC7	7W integral emergency battery, 90 min. Within oversized ceiling canopy. <sup>11</sup>			BZT	Bronze		
REM7	Remote emergency battery, 90 min, 7W <sup>12</sup>			CHT	Champagne		
				DGT	Gun metal		
				GRT	Titanium gray		
				MST	Matte silver		
				SGT	Steel gray		
				WHT	Snow white		
				CMC	Custom matched color <sup>14</sup>		
				RAL	RAL color <sup>15</sup>		

## NOTES

- \*- Denotes a required field
- 1- Not available with DMX or EM10.
- 2- 347V not available with DMX, EM10, EMC7, REM7.
- 3- MVOLT not available with FS.
- 4- Default dimming curve: Logarithmic. Factory set to address one unless otherwise specified. Refer to DMX Reference Guide for more information (available on website).
- 5- Housing increases by 2.4" (60.9mm). Not available with L1L60, EM10, EMC7 or REM7. Mounting must be selected, choose between STM or SPG.
- 6- Available only with 120V or 277V. Installed in Ø11" canopy with STM/SPG. Refer to the mounting image for more details. Not available with DMX, REM7, EMC7, EM10, CAT3, TA.
- 7- Lumen conversion factor (LCF) 0.94.
- 8- DC16 not available with WG16 option.
- 9- If DMX option is selected, STM maximum length is 36" (914mm).
- 10- Housing will increase by 1.2" (30.5mm). Not available with L1L60. Not available with 347V.
- 11- EMC7 not available with CAT3 or TA options.
- 12- Remote mount 50ft - 12" square enclosure with access cover. The remote enclosure must be interior. Cable between fixture and remote box is provided by others. Not available with 347V or CAT3.
- 13- Not available with DC16, CF16, DF16.
- 14- Contact factory to coordinate custom matching color.
- 15- Specify RAL number
- 16- Available only with PR1687..

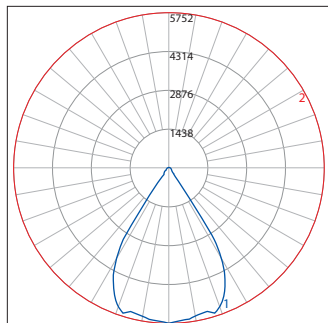
## LUMINIS.COM

Toll free: (866) 586-4647 | Fax: (514) 683-8872 | Email: info@luminis.com  
 260 Labrosse, Pointe-Claire (QC) Canada H9R 5L5

PR1682/PR1687  
 Rev. 05/07/25

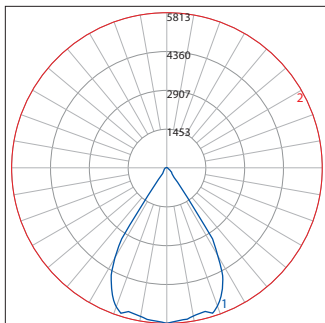
## TYPICAL PHOTOMETRY SUMMARY

PR1682-L1L60



**Total Lms:** 5995 Lumens  
**Total Input Watts:** 50.0 W  
**Efficacy:** 120 Lumens/Watt  
**CCT/CRI:** 4000K/80  
**Maximum Candela:** 5,752 @  
 0°H/0°V

PR1687-L1L60



**Total Lms:** 6059 Lumens  
**Total Input Watts:** 50.0 W  
**Efficacy:** 121 Lumens/Watt  
**CCT/CRI:** 4000K/80  
**Maximum Candela:** 5,813 @  
 0°H/0°V

### LUMEN CONVERSION FACTOR (LCF)

CCT	CRI	LCF
2700K	80	0.92
3000K	80	0.95
3500K	80	0.98
4000K	80	1.00

All Photometry shown use the 80CRI 4000K LEDs.  
 Please visit our web site [www.luminis.com](http://www.luminis.com) for complete I.E.S. file.

## LUMINIS.COM

Toll free: (866) 586-4647 | Fax: (514) 683-8872 | Email: [info@luminis.com](mailto:info@luminis.com)  
 260 Labrosse, Pointe-Claire (QC) Canada H9R 5L5

© 2025 Acuity Brands Lighting Canada, Inc. All rights reserved. Specifications subject to change without notice.

PR1682/PR1687  
 Rev. 05/07/25

Page 4 of 6

## OPTION DETAILS

**NLTAIR2 (STM & SPG)**

Ø11" canopy with nLight  
 AIR Control gen2 and black  
 antenna.

For the following light outputs:  
 L1L20, L1L30, L1L40, L1L50,  
 L1L60

**CF16**  
 Clear acrylic flat bottom lens  
 with nickel plated clamp ring.

**DC16**  
 Diffused acrylic prismatic  
 bottom conical lens with nickel  
 plated clamp ring.

**DF16**  
 Diffused acrylic flat bottom  
 lens with nickel plated clamp  
 ring.

**CAT3**  
 Cast aluminum catenary junction box with 2 sealed connectors for 0.24"-0.47" (6mm-12mm) power cable. Ready to  
 accept 1/4" or 1/2" stainless steel suspension cable.  
 Weight: 15.9 lbs (7.2 kg)  
 (Structural design, power cable, control cable, stainless steel catenary cable, cable fittings, and fittings for mounting to support  
 structure provided by others.)

**PR1682**  
 24.8" (630mm)  
**PR1687**  
 24.3" (618mm)

**ANGLE ADJUSTMENT MECHANISM**

**Power cable in:**  
 3 conductor x 14  
 gauge AWG. The  
 2 cable glands  
 located at the top  
 can accommodate a  
 cable ranging from  
 10mm - 14mm.

**Control cable in:**  
 The 2 cable glands  
 on the bottom can  
 accommodate a  
 cable ranging from  
 6mm - 11mm.

**SPG**  
 Silver braided power cord with  
 onsite adjustable aircraft safety  
 cable.  
 Second cord added to models  
 with the following options: DMX.

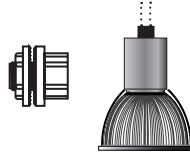
## OPTION DETAILS



### STM

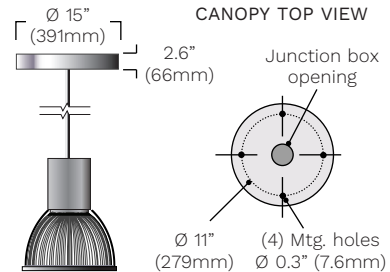
Heavy duty 45° hang straight swivel, with Ø 5" (127mm) canopy and universal mounting plate. Ø 7/8" (22mm) suspension stem with aircraft safety cable.

NOTE: If DMX/RDM is selected, maximum length is 36" (914mm).



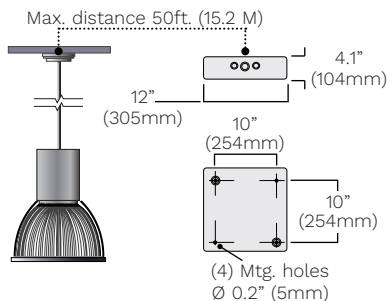
### TA

3/4" NPT Suspension conduit adaptor (conduit by others). Supplied with 3 X 18 ga. X 36" lg. wiring. (Longer wires to be specified.)



### EMC7

7W Canopy mount integral 120/277V emergency battery pack.



### REM7

7W Remote mount 120/277V emergency battery pack. Test switch provided within enclosure with 5" (127mm) leads.



### BC16

Aluminum lower diffuser band, same color as luminaire.

PR1682 only



Exterior same color as luminaire

### RP

Inner reflector specular aluminum. Exterior same color as luminaire.

PR1687 only



### WG16

Zinc plated concentric ring guard