

Catalog Number
Notes
Type

FEATURES & SPECIFICATIONS

INTENDED USE

This fresh and innovative track head combines aesthetics with superior functionality for applications such as specialty retail, hospitality, residential and educational environments.

CONSTRUCTION

Lamp Holder: This front loading lamp holder is made of die-cast aluminum and allows lamp installation and removal from the front of the fixture without disturbing the aim of the fixture. Ideal for accent and display applications.

Adaptor: Low-profile injection-molded track mounting adaptor for easy attachment to (LTS) single circuit 120V track system. Snap lock secures adaptor to track.

ELECTRICAL

50W MR16 style uses a GU10 base 12V porcelain socket. Lamp included.

LISTINGS

cETL_{US} listed to UL1574 Track Lighting Standard.

Dry location.

WARRANTY

One-year limited warranty. Complete warranty terms located at:

www.acuitybrands.com/support/customer-support/terms-and-conditions

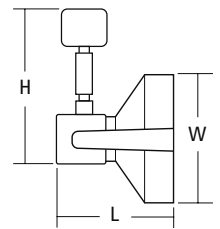
Note: Actual performance may differ as a result of end-user environment and application.

Specifications subject to change without notice.

Decorative Track Lighting

LTHFLT MR16

Halogen Line Voltage Track Kit
MR16 GU10 Lamp



Specifications			
Lamp designation	Width	Length	Maximum height
MR16	2	3	5-3/8

All dimensions are inches (centimeters) unless otherwise indicated.

ORDERING INFORMATION






For shortest lead times, configure product using **bolded options**.

Example: LTHFLT MR16GU10 WH

LTHFLT	MR16GU10		
Series	Lamp, Lumen output	Finish	
LTHFLT Front loading track head	MR16GU10 50W, 480 lumens	MW Matte white	DBL Black
		ORB Oil-rubbed bronze	BN Brushed nickel

LTHFLT MR16 Halogen Line Voltage Track Head

TRACK ACCESSORIES

 <p>Live End Conduit Connects to the end of the linear track section supplying power from a conduit feed.</p> <table border="1"> <thead> <tr> <th>Series</th> <th>Finish</th> </tr> </thead> <tbody> <tr> <td>LTLECF</td> <td>(blank) Matte white connector with black cover</td> </tr> </tbody> </table>	Series	Finish	LTLECF	(blank) Matte white connector with black cover	 <p>Floating Feed Permits track to be wired anywhere along track length.</p> <table border="1"> <thead> <tr> <th>Series</th> <th>Finish</th> </tr> </thead> <tbody> <tr> <td>LTFC</td> <td>(blank) Matte white connector with black and white cover</td> </tr> </tbody> </table>	Series	Finish	LTFC	(blank) Matte white connector with black and white cover
Series	Finish								
LTLECF	(blank) Matte white connector with black cover								
Series	Finish								
LTFC	(blank) Matte white connector with black and white cover								
 <p>L Connector Joins two track sections to make a 90° angle.</p> <table border="1"> <thead> <tr> <th>Series</th> <th>Finish</th> </tr> </thead> <tbody> <tr> <td>LTLDL</td> <td>(blank) Matte white connector with black cover</td> </tr> </tbody> </table>	Series	Finish	LTLDL	(blank) Matte white connector with black cover	 <p>Live End Junction Box Feed Connects to the end of the linear track section supplying power from a junction box.</p> <table border="1"> <thead> <tr> <th>Series</th> <th>Finish</th> </tr> </thead> <tbody> <tr> <td>LTLLDC</td> <td>(blank) Matte white connector with black cover</td> </tr> </tbody> </table>	Series	Finish	LTLLDC	(blank) Matte white connector with black cover
Series	Finish								
LTLDL	(blank) Matte white connector with black cover								
Series	Finish								
LTLLDC	(blank) Matte white connector with black cover								
 <p>Straight Connector Joins two track sections in a straight run.</p> <table border="1"> <thead> <tr> <th>Series</th> <th>Finish</th> </tr> </thead> <tbody> <tr> <td>LTCV</td> <td>(blank) Matte white connector with black cover</td> </tr> </tbody> </table>	Series	Finish	LTCV	(blank) Matte white connector with black cover	 <p>Live End Power Feed Permits track to be connected to grounded outlet using a 15' cord with switch included.</p> <table border="1"> <thead> <tr> <th>Series</th> <th>Finish</th> </tr> </thead> <tbody> <tr> <td>LTLECS</td> <td>(blank) Matte white</td> </tr> </tbody> </table>	Series	Finish	LTLECS	(blank) Matte white
Series	Finish								
LTCV	(blank) Matte white connector with black cover								
Series	Finish								
LTLECS	(blank) Matte white								
 <p>T Connector Joins three sections at 90° angles.</p> <table border="1"> <thead> <tr> <th>Series</th> <th>Finish</th> </tr> </thead> <tbody> <tr> <td>LTC</td> <td>(blank) Matte white connector with black cover</td> </tr> </tbody> </table>	Series	Finish	LTC	(blank) Matte white connector with black cover	 <p>Monopoint Allows for a single linear track head to be installed in into an existing junction box.</p> <table border="1"> <thead> <tr> <th>Series</th> <th>Finish</th> </tr> </thead> <tbody> <tr> <td>LTMPR</td> <td>(blank) Matte white</td> </tr> </tbody> </table>	Series	Finish	LTMPR	(blank) Matte white
Series	Finish								
LTC	(blank) Matte white connector with black cover								
Series	Finish								
LTMPR	(blank) Matte white								
	 <p>Track Stick 4-foot or 8-foot, 1-circuit track section with end caps.</p> <table border="1"> <thead> <tr> <th>Series</th> <th>Finish</th> </tr> </thead> <tbody> <tr> <td>LTS4</td> <td>MW Matte white</td> </tr> <tr> <td>LTS8</td> <td>DBL Black</td> </tr> </tbody> </table>	Series	Finish	LTS4	MW Matte white	LTS8	DBL Black		
Series	Finish								
LTS4	MW Matte white								
LTS8	DBL Black								