



ComfortView LED/MRI

Recessed MRI Suite Fixture



Project:

Type:

Qty:

SPECIFICATIONS

MRI Suite

HCV3

SPECIFICATIONS

General lighting in radiology, oncology, and specialized treatment areas should create a calming atmosphere to ease patient tensions as much as possible. Ceiling fixtures with interesting graphics such as colorful landscape scenes can provide a pleasant distraction while patients are prone or recumbent for long periods of time. For MRI applications, the fixture is built with entirely non-ferrous construction and a remotely-mounted LED driver. Visit the image guide on our website to choose from a wide array of high-quality graphics with amazing color. Choose a single fixture to provide a backlit focal point, or spread the image across an arrangement of fixtures to create a panoramic view.

Housing

.050" Aluminum Housing and Door
Polyester powder coat finish; anti-microbial powder coat finish available.

Lens

.175" thick acrylic lens with images.

Source

Low output linear LED boards with Nichia LED 757 chipsets.

LED Driver

Acuity Accudrive (standard)
Thomas Research (optional)

Switching

Line voltage switching (by others).

Weight

HCV322 – approximate shipping weight 15 lbs
HCV324 – approximate shipping weight 28 lbs

Voltage

Multi-Volt (120-277V)

Light Output (As Tested)

2x2 - 327 Lumens
2x4 - 654 Lumens

Input Watts (As Tested)

2x2 - 39 Watts
2x4 - 79 Watts

Dimming

0-10V Dimming to 1%

Color Quality

>80 CRI

Life Estimate

>50,000 hours according to component LM80 testing.

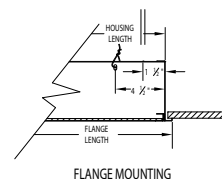
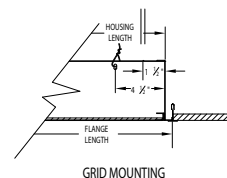
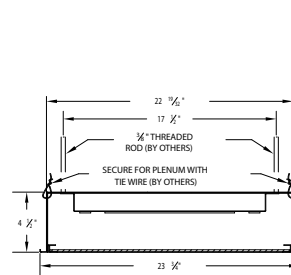
Government Procurement

BAA – Buy America(n) Act: Product qualifies as a domestic end product under the Buy American Act as implemented in the FAR and DFARS. Product also qualifies as manufactured in the United States under DOT Buy America regulations.
BABA – Build America Buy America: Product qualifies as produced in the United States under the definitions of the Build America, Buy America Act.
Please refer to www.acuitybrands.com/resources/buy-american for additional information.

Warranty

5-year limited warranty. Complete warranty terms located at: www.acuitybrands.com/support/warranty/terms-and-conditions

NOTE: Actual performance may differ as a result of end-user environment and application.
All values are design or typical values, measured under laboratory conditions at 25 °C.



Fixture	Housing Length	Flange Length
HCV322	22 1/2"	23 3/4"
HCV324	46 1/2"	47 3/4"

CATALOG NUMBER

Example: HCV324 G MVOLT SP1 H1 TA6337 GWAM

Series	Mounting	Voltage	Fixture Spacing	Configurations	Image Number	Options	Finish
HCV322	2 ft x 2 ft MRI fixture	G Grid	SP0 0-inch	For 2x2 FT	Reference image guide on website (Example: TA7834)	(blank) No Dimming	GW Gloss White (Standard)
HCV324	2 ft x 4 ft MRI fixture	F Flange	SP1 1-inch (Standard Grid)	For 2x4 FT		DMTR2 0-10V Dimming (2x2)	GWAM Anti-Microbial White
			SP15 1.5-inch grid	A1 H1		DMTR4 0-10V Dimming (2x4)	
			SPN Non-standard	B2 I1			
				C2 J2			
				D4 K2			
				E6 L3			
				F6 M3			
				G9			

ComfortView LED/MRI

MRI Suite

Project:

Type:

Qty:

SPECIFICATIONS

MRI Suite

HCV3

CEILING PATTERN CONFIGURATIONS

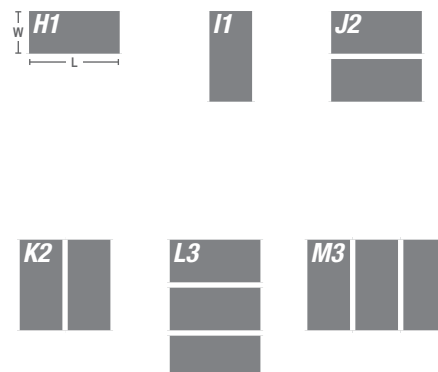
Fixture Configuration	
Configuration	Size (W x L)
A1	2' x 2'
B2	2' x 4'
C2	4' x 2'
D4	4' x 4'
E6	4' x 6'
F6	6' x 4'
G9	6' x 6'

Gallery Chart 2x2



Fixture Configuration	
Configuration	Size (W x L)
H1	2' x 4'
I1	4' x 2'
J2	4' x 4'
K2	4' x 4'
L3	6' x 4'
M3	4' x 6'

Gallery Chart 2x4



PERFORMANCE DATA

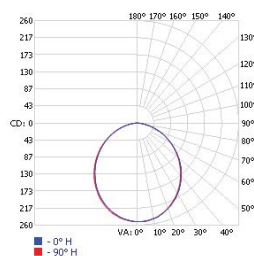
Lumen Output

Lumen values are from photometric tests from an accredited laboratory. Data is considered to be representative of the configurations shown, within generally accepted industry tolerances. Actual performance may differ as a result of end-user environment and application. Contact factory for performance data on any configurations not shown here.

Configuration	Lumen Output (lm)	Max Candela	Input Watts
HCV324 LED 35	654	252	79
HCV322 LED 35	327	126	39

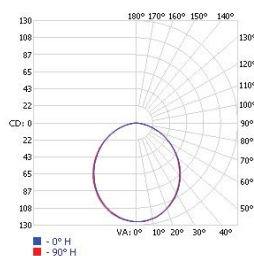
PHOTOMETRICS

Test Report: LTL28477P1
HCV324 LED 35
Lumens: 654.6
Wattage: 79.82 W
Efficacy: 8.2 Lm/W
Max. Candela: 252 @ H: 112.5°; V: 2.5°



Illuminance at a Distance	
Height	Center Beam Footcandle
2.0	62.8 FC
4.0	15.7 FC
6.0	7.0 FC
8.0	3.9 FC
10.0	2.5 FC

Test Report: LTL28477P3
HCV322 LED 35
Lumens: 327.3
Wattage: 39.91 W
Efficacy: 8.2 Lm/W
Max. Candela: 126 @ H: 112.5°; V: 2.5°



Illuminance at a Distance	
Height	Center Beam Footcandle
2.0	31.4 FC
4.0	7.8 FC
6.0	3.5 FC
8.0	2.0 FC
10.0	1.3 FC

Photometric data based on test results from an independent NIST traceable testing lab. IES data is available at www.healthcare-lighting.com. Always refer to our website for the latest IES file updates.

ComfortView LED/MRI

MRI Suite

Project:

Type:

Qty:

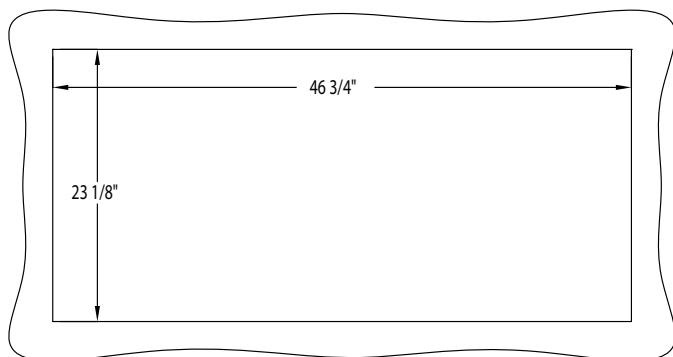
SPECIFICATIONS

MRI Suite

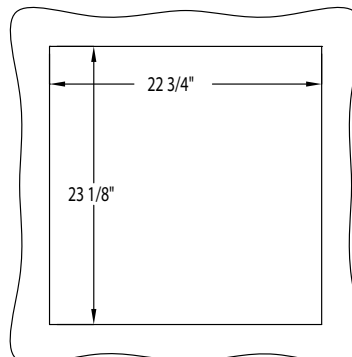
HCV3

MOUNTING INFORMATION

HINGE SIDE



HCV324 FLANGE



HCV322 FLANGE

Notes:

- Grid fixture is designed for 15/16" flat-tee. (consult factory for other types).
- Secure fixture to the plenum (by others) [with tie wires or 3/8" threaded rod].
- Fixture cannot be supported by ceiling system alone (must be secured to plenum).
- Height of fixture can vary based upon options chosen (consult factory for details).
- Consult fixture Installation Instructions for more details.
- It is the responsibility of the person installing the light fixture to ensure that the materials, hardware and building structural members that are selected will support the light fixture(s) and that they meet all applicable building and safety codes.
- Tie wire or threaded rods MUST BE USED to support the weight of the fixtures.
- Non-ferrous mounting hardware must be used.