



Spectra-SF LED

Under-Cabinet Task Lighting



Project:

Type:

Qty:

SPECIFICATIONS

Interior

SPECTRA-SF LED

SPECIFICATIONS

Localized task lighting is essential in many areas of a healthcare facility. This is especially important where work areas lay beneath cabinets or counters, as commonly found in pharmacies, laboratories, and nurse stations. Properly lighting these dim task areas reduces workers' eye strain and fatigue. The custom lens design of the Spectra-SF LED under-cabinet fixture effectively diffuses the point sources of light to eliminate dark bands and multiple shadowing sometimes associated with LEDs. The result is uniform distribution of light across the work surface without bothersome striations and distortions. A solid front housing creates clean cut-off and eliminates forward glare.

Construction

20 GA steel housing
Nominal 1', 1.5', 2', 3' and 4' lengths available
2 Keyhole slots for mounting

Finish

Polyester powder coat painted after fabrication
Antimicrobial or Custom Color are optional

Shielding

High impact acrylic lens

Source

LED - 3000K, 3500K, 4000K
L80 at 65,000 hours
CRI >80

Electrical

0-10v dimmable driver dims to 10%
120v, 277, or Multi-Volt

Switching

On-Off rocker switch (optional)
Occupancy Sensor (optional)

Linking Connectors (optional)

Linking power connectors simplify installation and are rated to 277v
Only the first fixture in a run needs to be hardwired
Up to 25 fixtures in a run (9 fixtures with CO option)
Locking tabs keep connectors secured in place
See ordering tree for all available options



Listings

CSA Certified to meet US and Canadian standards

Government Procurement

BAA – Buy America(n) Act: Product qualifies as a domestic end product under the Buy American Act as implemented in the FAR and DFARS. Product also qualifies as manufactured in the United States under DOT Buy America regulations.
BABA – Build America Buy America: Product qualifies as produced in the United States under the definitions of the Build America, Buy America Act.
Please refer to www.acuitybrands.com/resources/buy-american for additional information.

Warranty

5-year limited warranty. This is the only warranty provided and no other statements in this specification sheet create any warranty of any kind. All other express and implied warranties are disclaimed. Complete warranty terms located at: www.acuitybrands.com/support/warranty/terms-and-conditions

Note: Actual performance may differ as a result of end-user environment and application.
All values are design or typical values, measured under laboratory conditions at 25 °C.

CATALOG NUMBER

Example: HUC523 120 LED35 S1 LX6

Series	Voltage	LED White Color	Switching	Options	Linking Options	Finish
HUC512 ¹	120	LED30	S1	CO ^{2,4}	LX	GW
Spectra-SF LED 12"	120 Volt	3000K LED	On-Off Rocker Switch	Single Receptacle Convenience Outlet	Linking Power Connector for end-to-end	Gloss White (standard)
HUC519	277	LED35		BW	LX6	AM
Spectra-SF LED 19"	277 Volt	3500K LED	Switch	Batwing Diffuser	6" Linking Extension with Connectors	Anti-Microbial White
HUC523	MVOLT	LED40	OS	BCRDP	LX12	CC ³
Spectra-SF LED 23"	120-277 Volt	4000K LED	Occupancy Sensor	6FT Black Cord and Plug	12" Linking Extension with Connectors	Custom Color
HUC535		(LED available in 80CRI only)		WCRDP	LX24	
Spectra-SF LED 35"				6FT White Cord and Plug	24" Linking Extension with Connectors	
HUC546						
Spectra-SF LED 46"						

Notes

- For HUC512: Neither OS nor S1 options are available when specified with linking options due to fixture space constraints.
- For HUC512, HUC519, & HUC523: Cannot have CO option and linking option. CO option limited to 50 watts per outlet.
- Custom color requires factory pricing.
- Available with 120 volt only.

Spectra-SF LED

Under-Cabinet Task Lighting

Project:

Type:

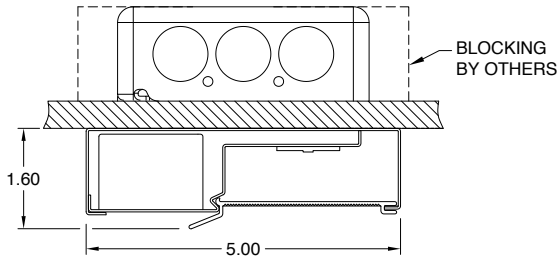
Qty:

SPECIFICATIONS

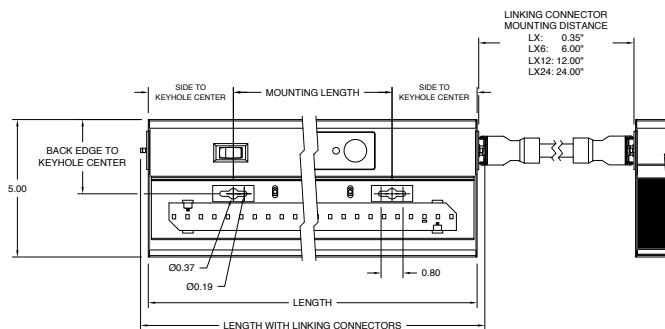
Interior

SPECTRA-SF LED

TECHNICAL DRAWINGS



MOUNTING INFORMATION



FIXTURE	NOMINAL LENGTH (FT)	ACTUAL LENGTH (IN)	LENGTH WITH LINKING CONNECTORS (IN)	MOUNTING LENGTH (IN)	SIDE EDGE TO KEYHOLE CENTER (IN)	BACK EDGE TO KEYHOLE CENTER (IN)	FIXTURE WEIGHT
HUC512	1	12.07	12.63	9	1.54	2.61	2.1 LBS
HUC519	1.5	19	19.56	12.92	3.04	2.62	3.2 LBS
HUC523	2	23.15	23.71	17	3.08	2.63	3.7 LBS
HUC535	3	34.9	35.46	28	3.45	2.63	5.7 LBS
HUC546	4	46.19	46.75	40	3.09	2.7	7.3 LBS

Notes:

- It is the responsibility of the party installing the fixture to select appropriate fasteners that are suitable for the wall material and construction.
- It is the responsibility of the person installing the light fixture to ensure that the materials, hardware and building structural members that are selected will support the light fixture(s) and that they meet all applicable building and safety codes.
- Complete electrical connections according to the wiring diagram on ballast tray, following all applicable building codes and regulations. Replace low voltage wiring enclosure, if applicable.

Spectra-SF LED

Under-Cabinet Task Lighting

Project:

Type:

Qty:

SPECIFICATIONS

Interior

SPECTRA-SF LED

PERFORMANCE DATA

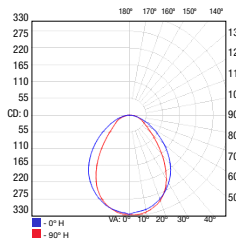
Lumen Output

Lumen values are from photometric tests from an accredited laboratory. Data is considered to be representative of the configurations shown, within generally accepted industry tolerances. Contact factory for performance data on any configurations not shown here.

Configuration	Lumen Output	Max Candela	Input Watts
HUC512 120 LED35	664	328	7.06
HUC523 120 LED35	1221	591	12.25
HUC535 120 LED35	1932	933	19.41
HUC546 120 LED35	2605	1245	26.30

PHOTOMETRICS

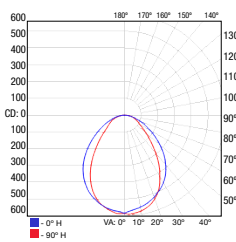
Test Report: LTL27631
IES LM 79-08
HUC512 120 LED35
Lumens: 664
Wattage: 7.06 W Efficacy: 94 L/W
Max. Candela: 328.0 @ H: 135°, V: 2.5°



ILLUMINANCE AT A DISTANCE

Height	Center Beam Footcandle
2	81.3
4	20.3
6	9.0
8	5.1
10	3.3

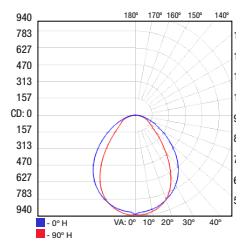
Test Report: LTL27632
IES LM 79-08
HUC523 120 LED35
Lumens: 1221.7
Wattage: 12.25 W Efficacy: 99 L/W
Max. Candela: 591.0 @ H: 90°, V: 1.09°



ILLUMINANCE AT A DISTANCE

Height	Center Beam Footcandle
2	146.3
4	36.6
6	16.3
8	9.1
10	5.9

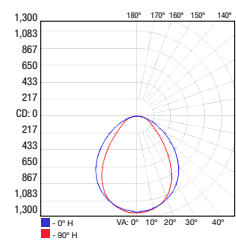
Test Report: LTL27633
IES LM 79-08
HUC535 120 LED35
Lumens: 1932.5
Wattage: 19.4 W Efficacy: 99 L/W
Max. Candela: 933 @ H: 157.5°, V: 2.5°



ILLUMINANCE AT A DISTANCE

Height	Center Beam Footcandle
2	231.5
4	57.9
6	25.7
8	14.5
10	9.3

Test Report: LTL27634
IES LM 79-08
HUC546 120 LED35
Lumens: 2605.8
Wattage: 26.3 W Efficacy: 99 L/W
Max. Candela: 1245.0 @ H: 337.5°, V: 2.5°



ILLUMINANCE AT A DISTANCE

Height	Center Beam Footcandle
2	308.3
4	77.1
6	34.3
8	19.3
10	12.3

Photometric data based on test results from an independent NIST traceable testing lab. IES data is available at www.healthcare-lighting.com. Always refer to our website for the latest IES file updates.