

## FEATURES & SPECIFICATIONS

**INTENDED USE** — Built on the compact, low-profile Z strip channel, this LED strip offers long maintenance-free life, several color temperatures, lumen outputs and lengths. Ideal for new construction and retrofit applications in T8 lengths. Ideal for use in commercial, retail, office, warehouse, and display applications. **Certain airborne contaminants can diminish the integrity of acrylic and/or polycarbonate.** [Click here for Acrylic-Polycarbonate Compatibility table for suitable uses.](#)

**CONSTRUCTION** — Compact-design channel and cover are formed from code-gauge cold-rolled steel. Easy to install six-point row aligner included for continuous row mounting.

Finish: Paint options include high-gloss, baked white enamel (WH), galvanized (GALV), matte black (MB) and smoke gray (SKGY). After fabrication, five-stage iron phosphate pre-treatment ensures superior paint adhesion and rust resistance.

**OPTICS** — Replaceable diffuse lens eliminates pixelation and offers ingress protection from debris.

**ELECTRICAL** — Utilizes high-output LEDs integrated on a two-layer circuit board, ensuring cool-running operation. Optional internal pluggable wiring harness for reduced labor cost in row mounting applications (see PLR\_ ordering information). Electronic LED driver is rated for 75 input watts maximum (see Operational Data on page 3 for actual wattage consumption), **multi-volt input and 0-10V dimming standard.** This fixture is designed to withstand a maximum line surge of 1.5KV AT 0.75KA combination wave for indoor locations, for applications requiring higher level of protection additional surge protection must be provided.

LEDs provide nominal 80CRI or 90CRI at 3000 K, 3500 K, 4000 K or 5000 K.

Lumen output up to 1,500 lumens per foot. Luminaire should be installed in applications where ambient temperatures do not exceed 86°F (30°C).

**INSTALLATION** — Fixture may be surface mounted (with or without ZSPRG hanger), pendant or stem mounted with appropriate mounting options. Six-point aligner locks in place for easy continuous row mounting.

**LISTINGS** — CSA certified to US and Canadian safety standards. For use in damp locations between -4°F (-20°C) and 86°F (30°C).

**GOVERNMENT PROCUREMENT** — BAA — Product with the BAA option qualifies as a domestic end product under the Buy American Act as implemented in the FAR and DFARS. Product with the BAA option also qualifies as manufactured in the United States under DOT Buy America regulations. BABA — Build America Buy America: Product with the BAA option also qualifies as produced in the United States under the definitions of the Build America, Buy America Act. Please refer to [www.acuitybrands.com/buy-american](http://www.acuitybrands.com/buy-american) for additional information.

**WARRANTY** — 5-year limited warranty. This is the only warranty provided and no other statements in this specification sheet create any warranty of any kind. All other express and implied warranties are disclaimed. Complete warranty terms located at: [www.acuitybrands.com/support/warranty/terms-and-conditions](http://www.acuitybrands.com/support/warranty/terms-and-conditions)

**Note:** Actual performance may differ as a result of end-user environment and application. All values are design or typical values, measured under laboratory conditions at 25 °C. Specifications subject to change without notice.

Catalog Number
Notes
Type



Architectural LED Striplight

# ZL1F

24", 48" and 96" Lengths



### A+ Capable Luminaire

This item is an A+ capable luminaire, which has been designed and tested to provide consistent color appearance and out-of-the-box control compatibility with simple commissioning.

- All configurations of this luminaire meet the Acuity Brands' specification for chromatic consistency
- This luminaire is part of an A+ Certified solution for nLight® or XPoint™ Wireless control networks marked by a **shaded background\***

To learn more about A+, visit [www.acuitybrands.com/aplus](http://www.acuitybrands.com/aplus).

\*See ordering tree for details

# ZL1F LED Striplight



A+ Capable options indicated by this color background.

## ORDERING INFORMATION

Lead times will vary depending on options selected. Consult with your sales representative.

**Example:** ZL1F L48 3000LM MDD MVOLT 40K 80CRI WH

Series	Length	Reflectors <sup>1</sup>	Nominal lumens <sup>2</sup>	Diffuser	Voltage	Color temperature
ZL1F LED striplight	L24 24"	(blank) Less reflector SMR Symmetric	1500LM 1,500 lumens 2250 LM 2,250 lumens 3000 LM 3000 lumens	MDD Medium diffuse	MVOLT 120-277V 120 120V 208 208V 240 240V 277 277V 347 347V <sup>3</sup> 480 480V <sup>3</sup>	30K 3000 K 35K 3500 K 40K 4000 K 50K 5000 K
	L48 48"	(blank) Less reflector ASR Asymmetric SMR Symmetric	3000LM 3,000 lumens 4500 LM 4500 lumens 6000 LM 6000 lumens			
TZL1F LED striplight	L96 96"	(blank) Less reflector SMR Symmetric	6000LM 6,000 lumens 9000LM 9,000 lumens 12000LM 12,000 lumens			

Color rendering index	Options	Paint finish
80CRI 80 CRI 90CRI 90 CRI	PLR Plug-in wiring <sup>4,5</sup> PLR1LVG Plug-in wiring-low voltage <sup>4,5</sup> E7W Emergency battery pack, <a href="#">7W</a> CA Title 20 Noncompliant <sup>6,7</sup> 2E7W Two Emergency battery packs, <a href="#">7W</a> CA Title 20 Noncompliant <sup>6,7,8</sup> E10WLCP Emergency battery pack, <a href="#">10W</a> Linear Constant Power, Certified in CA Title 20 MAEDBS <sup>6,7</sup> 2E10WLCP Two Emergency battery packs, <a href="#">10W</a> Linear Constant Power, Certified in CA Title 20 MAEDBS <sup>6,7,8</sup> E15WLCP Emergency battery pack, <a href="#">15W</a> Linear Constant Power, Certified in CA Title 20 MAEDBS <sup>6,7,8</sup> OUTEND Cord set to exit endplate of fixture BAA Buy America(n) Act Compliant	WH White GALV Galvanized MB Matte black SKGY Smoke gray

### Accessories: Order as separate catalog number.

HC36 M12	Hanger chain, 36" (1 pair)
ZACVH M100	Adjustable 10' aircraft cable with Y hanger (1 pair)
ZLANGBKT	Luma-Tilt™ angle bracket for shelf or ledge mounting only
ZSPRG J2	Tong and T-grid hanger, for 15/16" T-grid (Order quantity required in multiples of 2)
SQ_	Swivel stem hanger (specify length in 2" increments up to 48")
LSXR	Sensor Switch® LSXR occupancy sensor <sup>4</sup>
NPP16D	nLight® switching/dimming module

### Reflectors: Order as separate catalog number.

ZLR L24 SYM UPL WH	24" symmetric reflector with uplight, white finish
ZLR L24 SYM WH	24" symmetric reflector, white finish
ZLR L46 SYM UPL WH	46" symmetric reflector with uplight, white finish
ZLR L46 SYM WH	46" symmetric reflector, white finish
ZLR L48 ASY WH	48" asymmetric reflector, white finish
ZLR L48 SYM UPL WH	48" symmetric reflector with uplight, white finish
ZLR L48 SYM WH	48" symmetric reflector, white finish
ZLR L92 SYM UPL WH	92" symmetric reflector with uplight, white finish
ZLR L92 SYM WH	92" symmetric reflector, white finish
ZLR L96 SYM UPL WH	96" symmetric reflector with uplight, white finish
ZLR L96 SYM WH	96" symmetric reflector, white finish
UNIVERSAL REFL ALIGNER	Universal reflector aligners, quantity 1

### Notes

- Optional. Reflectors ship separately.
- See Operational Data on page 3 for actual lumens.
- Not available with L24, 24" fixture. 347V and 480V utilize a step-down transformer.
- See ordering information on page 5. When choosing sensor options and PLR configuration, contact factory representative.
- Not available with cordsets.
- Not available with L24, 24" fixture. See spec sheet PS1055LCP, PS1555LCP and PS750L for more information.
- Must specify voltage. 120, 208, 240, or 277V.
- Only available with the 8' (96") fixtures.
- Cordsets exit back of fixture unless OUTEND option is specified. Must specify voltage (not required when ordering CS93W). Not available with PLR option.

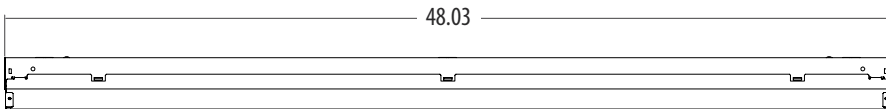
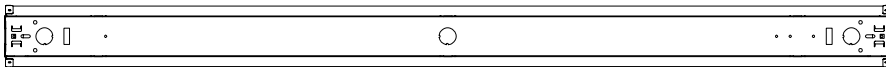
# ZL1F LED Striplight

OPERATIONAL DATA												
	Nominal lumen package	Length (inches)	Delivered Lumens 3000K CCT @ 77°F (25°C) ambient temperature		Delivered Lumens 3500K CCT @ 77°F (25°C) ambient temperature		Delivered Lumens 4000K CCT @ 77°F (25°C) ambient temperature		Delivered Lumens 5000K CCT @ 77°F (25°C) ambient temperature		Wattage @ 120V/277V	Comparable Light Source
			80 CRI	90 CRI	80 CRI	90 CRI	80 CRI	90 CRI	80 CRI	90 CRI		
Lensed	1500LM	24	1281	1045	1310	1081	1330	1102	1379	1126	15	1-lamp 17W T8
	2250LM	24	1822	1486	1863	1538	1892	1567	1961	1602	19	1-lamp 17W T8
	3000LM	24	2623	2139	2682	2214	2724	2256	2824	2306	30	1-lamp 17W T8
	3000LM	48	2629	2144	2688	2219	2730	2261	2830	2311	30	1-lamp 17W T8
	4500LM	48	3714	3028	3796	3134	3856	3193	3997	3264	39	1-lamp 32W T8, 1-lamp 54W T5H0, 50W HID
	6000LM	48	4976	4057	5087	4200	5166	4279	5357	4374	56	1-lamp 32W T8, 1-lamp 54W T5H0, 70W HID
	6000LM	96	5143	4193	5257	4340	5339	4422	5536	4520	56	2-lamp 32W T8, 1-lamp 54W T5H0, 70W HID
	9000LM	96	7226	5891	7387	6098	7502	6214	7778	6352	77	3-lamp 32W T8, 2-lamp 54W T5H0, 100W HID
	12000LM	96	10000	8153	10223	8439	10382	8599	10764	8790	114	4-lamp 32W T8, 2-lamp 54W T5H0, 100W HID


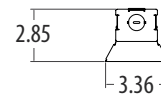
## DIMENSIONS

All dimensions are shown in inches (centimeters) unless otherwise noted.  
Specifications subject to change without notice.

PALLET DIMENSIONS			
Length	Approximate weight	Fixtures per pallet	Approximate pallet dimensions (L x W x H)
L24	9 lbs.	96	46" X 51" X 32 5/16"
L48	18 lbs.	48	46" X 51" X 32 5/16"
L96	35 lbs.	48	46" X 98 1/2" X 32 1/16"

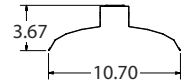
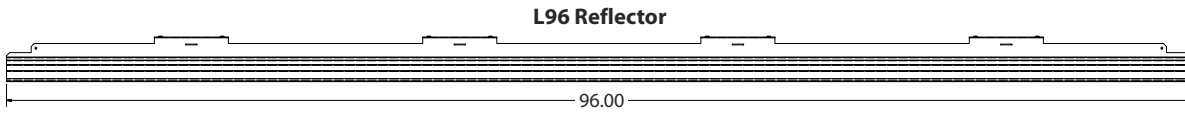
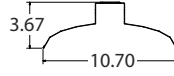
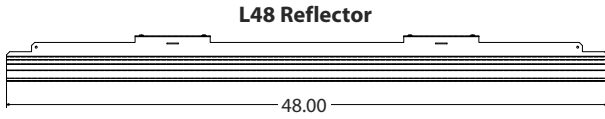
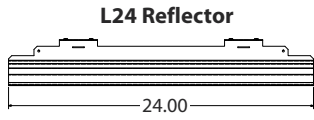


Knockout hole is .86in in diameter.



# ZL1F LED Striplight

## REFLECTORS (Optional)



## PHOTOMETRICS

Please see [www.lithonia.com](http://www.lithonia.com)

## OPTIONS AND ACCESSORIES

The Z Series fixture offers numerous options for almost every electrical and optical component, including a long list of field-installable accessories.




### HANGER CHAIN

36" chain with Y hanger.

Order as:

HC36




### Z SPRING HANGER

Snap 'n' lock design requires no fasteners and can be used on T-grid ceiling or universal mounting systems.

Order as:

ZSPRG



### ZACVH HANGER

10' Aircraft cable with Y hanger.

Order as:

ZACVH



### ANGLE MOUNTING BRACKET

Luma-tilt™ angle bracket ships as a pair

Order as:

ZLANGBKT

# ZL1F LED Striplight

## PLUG-IN WIRING INFORMATION

Wiring

Advanced plug-in system with two-circuit capability. Available on industrial and strip products and a variety of architectural products mounted in continuous rows. PLR22 (2-circuit) and crossover harness switches hot circuit serving next fixture in row. Reduces fixture types on job for alternating circuit applications (see example below.)

Easy one-step installation, saves up to 35% on labor costs. Expanded switching flexibility helps save energy.

Rows can be 50% longer with two-circuit systems. Polarized, lock-together nylon connectors prevent miswiring in the field. #12 THHN conductor, rated 600V, 90°C. White neutral wire included. Grounding accomplished by fixture in-row connectors.

CSA certified systems available with up to 2 circuits. G ground required.

Not for use with dedicated emergency circuits.

Note: Specifications subject to change without notice.



# PLR

Advanced 1 or 2-Circuit Plug-In

### ORDERING INFORMATION

Lead times will vary depending on options selected. Consult with your sales representative.

Series	Number of hot wires	Branch circuits	Dimming	Ground
PLR	(blank) Not required for PLR22	<u>Circuits to which driver is connected</u>	LV Low-voltage dimming	G Ground (required)
PLR22	1 Black	(blank) Not required for PLR22		
	2 Black and red	A Black wire		
		B Red wire		

### Typical Applications

- Multiple-circuit and single-circuit for longer continuous rows
- Multiple-circuit with alternating fixtures on separate circuits and 2-circuit (PLR22)
- Multiple circuit with night-lights located along row as desired

## LSXR PRODUCT INFORMATION

Passive Infrared Indoor Occupancy Sensor

A standard occupancy time delay is also present to ensure lights turn off (once minimum on timer has also elapsed) if no occupancy is detected.

This timer is factory set at 10 minutes to promote energy savings, but is adjustable between 30 seconds and 30 minutes. These adjustments may be done through the unit's push-button.

### FEATURES

- Four interchangeable lenses - high mount 360°, low mount 360°, high mount aisleway, and small motion 360°.
- Integrated mounting bracket drops lens down 3" from chase nipple - no bracket accessory required.
- 100% digital PIR detection - provides excellent RF immunity

Note: Specifications subject to change without notice.



# LSXR

Single Relay

sensor switch

### ORDERING INFORMATION

Lead times will vary depending on options selected. Consult with your sales representative.

Example: LSXR 10 ADC HVOLT 30M

LSXR		Lens option				Dimming/photocell	
Series							
LSXR	Passive Infrared Indoor Occupancy Sensor	(blank)	No lens	610	High and low mount 360°	(blank)	None
		6	High mount, 360°	650	High mount 360° and aisleway	HL	High/low occupancy operation
		10	Low mount, 360°	3PK	High and low mount 360° and aisleway	P	Switching photocell (on/off)
		50	High mount aisleway	4PK	All lenses	ADC	Dimming and switching photocell
		9	Small motion, 360°			ANL	Dimming and switching photocell with high/low occupancy operation

Voltage		Max dim level		Min dim level		Lead length		Temp humidity		Default time delay	
(blank)	120-277 VAC (MVOLT)	(blank)	10 VDC	(blank)	Minimum dimming level of ballast	(blank)	14"	(blank)	None	(blank)	10 minutes (with minimum 15 minutes on time)
HVOLT	347-480 VAC	9H	9 VDC	1V	1 VDC	42L	42"	LT	Low temperature	5M	5 minutes (LED only)
		8H	8 VDC	2V	2 VDC					15M	15 minutes
		7H	7 VDC	3V	3 VDC					20M	20 minutes
				4V	4 VDC					30M	30 minutes
				5V	5 VDC						
				6V	6 VDC						

For additional information see [www.lithonia.com](http://www.lithonia.com)



ZL1F