

FEATURES & SPECIFICATIONS

INTENDED USE — Ideal for applications requiring high brightness and high illumination levels such as retail, industrial and warehouse areas. **Certain airborne contaminants can diminish the integrity of acrylic and/or polycarbonate.** [Click here for Acrylic-Polycarbonate Compatibility table for suitable uses.](#)

CONSTRUCTION — Fixture is assembled with snap and screwed together components. Available in a variety of lengths and lamp configurations. Gripper-back design feature adds superior strength and rigidity.

Channel is made of heavy-duty, 20-gauge, cold-rolled steel. Channel cover is secured with quarter-turn fasteners for tool-less access to wireway. Endplates attach with screws.

Finish: High-gloss baked white polyester. Five-stage iron-phosphate pretreatment ensures superior paint adhesion and rust resistance.

ELECTRICAL — Thermally protected, resetting, Class P, HPF UL listed, CSA certified ballast is standard. Electronic ballasts are sound rated A. AWM, TFN or THHN wire used throughout, rated for required temperatures.

INSTALLATION — Fixture may be suspended or surface mounted, as a unit or continuous row installation. Channel connector comes standard.

LISTINGS — UL Listed for 25°C ambient temperatures and damp locations. Optional NOM certification (meets Mexican standards) is available.

WARRANTY — 1-year limited warranty. Complete warranty terms located at: www.acuitybrands.com/support/warranty/terms-and-conditions

Note: Actual performance may differ as a result of end-user environment and application. Specifications subject to change without notice.

Catalog Number
Notes
Type

Low Bay Industrial

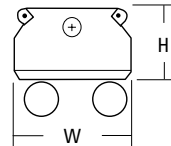
UNS

2', 3', 4' or 8' lengths
T5, T5HO and T8 lamps
1, 2 or 3 lamps



Specifications

Length:	24 (61.0)
	36 (91.4)
	48 (121.9)
	96 (243.8)
Width:	4-3/8 (11.1)
Depth:	3 (76)



All dimensions are inches (centimeters) unless otherwise noted.

ORDERING INFORMATION

For shortest lead times, configure products using **standard options (shown in bold)**.

Example: UNS 2 32 MVOLT GEB10IS

Series	Number of lamps	Lamp type	Voltage	Ballast configuration	Options
UNS For tandem double length unit, add prefix T. Example: TUNS	1	T8 lamps	MVOLT HVOLT 120 277 347	(blank) All one or two lamp ballasts 1/3 One three lamp ballast 1/4 One four lamp ballast 2/3 Two three lamp ballasts 1/41/2 One four lamp and one two lamp ballasts	<u>Shipped installed in fixture</u> GEB10IS T8 electronic ballast, <10% THD, instant start GEB10ISH T8 electronic ballast, <10% THD, high BF, instant start GEB10PS Electronic ballast, <10% THD, program start GEB10RS Electronic ballast, <10% THD, rapid start ¹ EL Emergency battery pack ² GLR Internal fast-blow fuse ² GMF Internal slow-blow fuse ² PLR Plug-in wiring TILW Tandem in-line wiring ³ NOM NOM Certified
	2	T5 lamps			
		17 17W (24")			
		15 25W (36")			
		21T5 21W (34")			
		32 32W (48")			
		28T5 28W (46")			
		Slimline lamps			
		T5HO lamps			
		48T8 38W (48")			
		24T5HO 24W (22")			
		48T8HO 60W (48")			
		39T5HO 39W (34")			
		96T8 59W (96")			
		54T5HO 54W (46")			
		96T8HO 86W (96")			

Accessories: Order as separate catalog number.

SQ_	Swivel stem hanger (specify length in 2" increments up to 48")
1B	Ceiling spacer, 1.5" to 2.5" from ceiling
HC36 M12	Hanger chain, 36" (1 pair)
THUN J2	Tong Hanger (1 pair)
HRUNS1 J2	Hooker™ T-bar hanger, 1-1/2" from ceiling (1 pair)
WGCUN NST	4' white wireguard (order two for 8' fixtures)

Notes

- 347 volt only.
- Must specify voltage.
- Not available for fixtures with 1-lamp-cross-section.

MOUNTING DATA

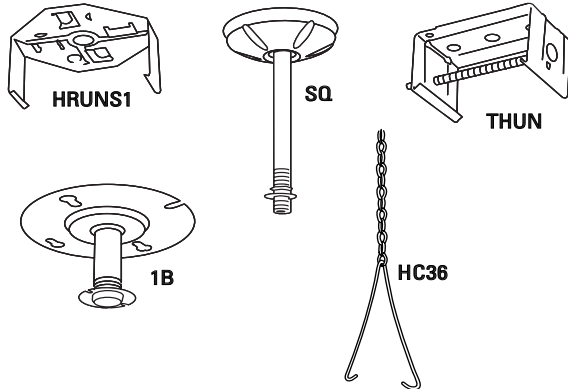
For unit or row installation, surface or suspended mounting. Use hanger appropriate for fixture width.

Unit installation — Minimum of two hangers required.

Row installation — One hanger per channel plus one per row required.

Hooker® (HRUNS1), HC36 and THUN Hangers — Minimum two per channel (unit and row).

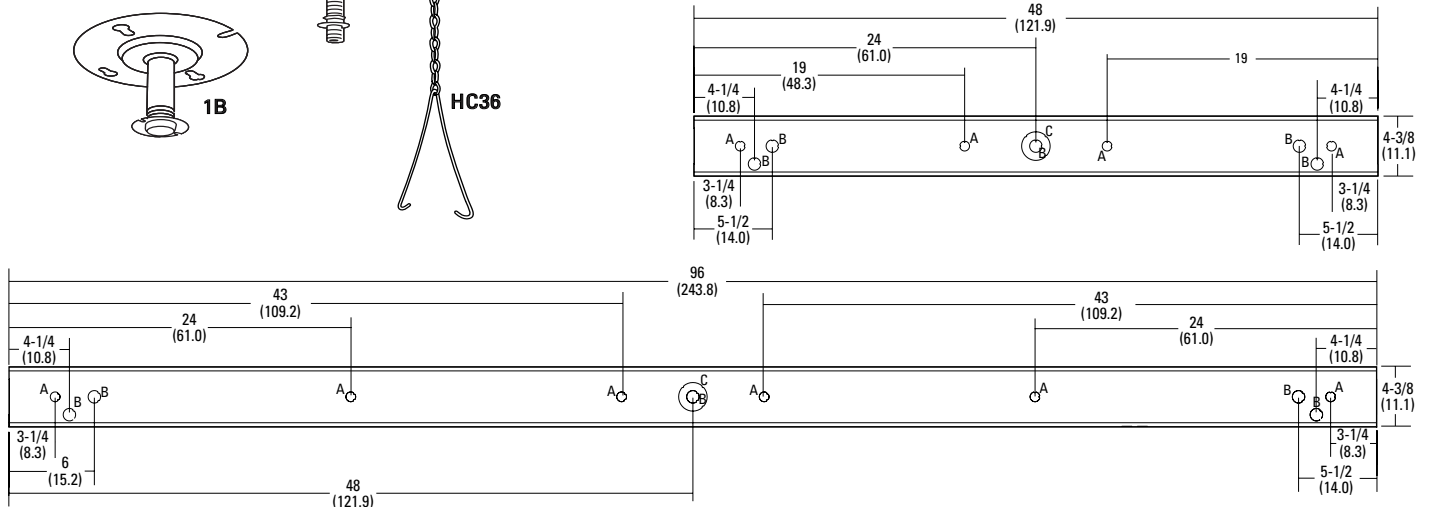
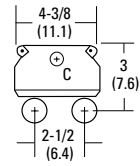
See ACCESSORIES below for hanging devices.



DIMENSIONS

Inches (millimeters). Subject to change without notice.

A = 11/16 (18) Dia. K.O.
B = 7/8 (22) Dia. K.O.
C = 2 (51) Dia. K.O.



PHOTOMETRICS

Calculated using the zonal cavity method in accordance with IESNA LM41 procedure. Floor reflectances are 20%. Lamp configurations shown (2 54T5HO) are typical. All data based on 25°C. Full photometric data on these and other configurations available upon request.

UNS 2 32

Report: LTL12571

LUMENS PER LAMP: 2900

Luminaire Efficiency: 92.8%

Coefficients of Utilization

FCR	80%			20%			30%		
	pc			50%			10%		
	pw	70%	50%	30%	50%	30%	10%	50%	30%
0	106	106	106	93	93	93	86	86	86
1	94	89	84	78	74	71	71	68	66
2	84	76	68	66	61	56	60	56	52
3	76	65	57	57	51	45	52	47	42
4	69	57	48	50	43	38	46	40	35
5	63	51	42	44	37	32	41	35	30
6	58	45	36	40	33	28	37	31	26
7	54	41	32	36	29	24	33	27	23
8	50	37	29	33	26	21	30	24	20
9	46	34	26	30	23	19	28	22	18
10	43	31	23	28	21	17	26	20	16

Zonal Lumen Summary

Zone	Lumens	% Lamp	% Fixture
0° - 30°	842	14.5	15.6
0° - 40°	1436	24.8	26.7
0° - 60°	2810	48.4	52.2
0° - 90°	4363	75.2	81.0
90° - 180°	1021	17.6	19.0
0° - 180°	5384	92.8	100.0

UNS 1 32

Report: LTL12570

LUMENS PER LAMP: 3050

Luminaire Efficiency: 93.3%

Coefficients of Utilization

FCR	80%			20%			30%		
	pc			50%			10%		
	pw	70%	50%	30%	50%	30%	10%	50%	30%
0	108	108	108	95	95	95	88	88	88
1	94	89	83	78	74	71	72	69	66
2	85	75	68	66	61	56	61	56	52
3	76	65	56	57	51	45	53	47	42
4	69	57	48	50	43	38	46	40	35
5	63	50	41	45	37	32	41	35	30
6	58	45	36	40	33	27	37	31	26
7	54	41	32	36	29	24	34	27	23
8	50	37	28	33	26	21	31	25	20
9	47	34	26	30	24	19	28	22	18
10	44	31	23	28	21	17	26	20	16

Zonal Lumen Summary

Zone	Lumens	% Lamp	% Fixture
0° - 30°	455	14.9	16.0
0° - 40°	770	25.3	27.1
0° - 60°	1490	48.8	52.4
0° - 90°	2393	78.5	84.1
90° - 180°	452	14.8	15.9
0° - 180°	2846	93.3	100.0