

FEATURES & SPECIFICATIONS

INTENDED USE — Ideal for applications requiring attractive, quick-installation exit signs and low energy consumption. **Certain airborne contaminants can diminish the integrity of acrylic and/or polycarbonate.** [Click here for Acrylic-Polycarbonate Compatibility table for suitable uses.](#)

CONSTRUCTION — Engineering-grade thermoplastic housing is impact-resistant, scratch-resistant, and corrosion-proof. UL94V-0 flame rating. UV-stable resin resists discoloration from natural and man-made light sources.

Rugged unibody housing snaps together with no additional mechanical fasteners. Faceplate and back cover are interchangeable on housing. Positive snap-fit tabs hold faceplate securely, yet easily removable for lamp compartment access.

Universal directional Chevron inserts are easily removed and reinserted. Uniform illumination without shadows or hot spots. Reinforced, impact-resistant color panels. Letters 6" high with 3/4" stroke, with 100 ft. viewing distance rating, based upon UL924 standards.

U.S. Patent No. 5,526,251; 5,611,163; 5,739,639; 5,954,423; 5,988,825; 6,152,581; D383,501; D495,751 and 6,502,044. Other patents pending.

OPTICS — LEDs mounted on printed circuit boards. Low energy consumption – less than one watt. LED lamp operates in normal (AC input) and emergency (DC input) modes.

The typical life of the exit LED lamp is 5 years, based on 24/7 operation.

ELECTRICAL — Dual voltage input capability (120/277V) and 120V through 277V for MVOLT with SD.

Low-voltage disconnect prevents excessively deep discharge that can permanently damage battery. Conveniently located test switch and LED provide visual and manual means of monitoring system.

Constant-current series charger minimizes energy consumption and provides low operating costs. Printed circuit boards are 100% quality tested during manufacturing. Current-limiting charger circuitry protects printed circuit boards from shorts.

AC/LV reset (line latch) allows battery connection before AC power is applied and aids in preventing battery damage from deep discharge.

Crystal oscillator timing system with watchdog protection for precision accuracy.

Brownout protection is automatically switched to emergency mode when supply voltage drops below 80% of nominal.

Battery: Sealed, maintenance-free nickel-cadmium battery delivers 90-minutes capacity to emergency lamps. Two-state constant-current charge maximizes battery life and automatically recharges after battery discharge.

Diagnostics: Single-point microcomputer control for all electronic features.

Single multi-chromatic LED indicator to display two-state charging, test activation and three-state diagnostic status.

SELF-DIAGNOSTICS (SD and AELR option):

Test switch provides manual activation of 30-second diagnostic testing for on-demand visual inspection. Self-diagnostic testing for five minutes every 30 days and 90 minutes every six months.

Diagnostic evaluation of LED light source, AC to DC transfer, charging and battery condition. Continuously monitors AC functionality.

AELR option: STAR (Self-testing Automated Reporting) radio transmits monthly and annual test results and diagnostics information for automated reporting requirements.

For more information visit AcuityBrands.com/STAR

INSTALLATION — Universal mounting canopy for top or end mount. Back mount standard for single face only. Easily removed mounting knockouts. J-box pattern on back panel. Housing snaps to canopy with four positive-locking tabs. Cam-locking pin tightly secures housing to canopy.

Ships standard with additional face plate.

Catalog Number
Notes
Type



Thermoplastic Exits

LQM

LED LAMPS



Specifications

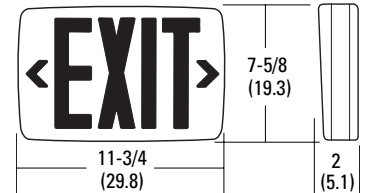
Length: 11-3/4 (29.8)

Depth: 2 (5.1)

Height: 7-5/8 (19.3)

Weight: 2.6 lbs (1.2 kgs)

All dimensions are inches (centimeters) unless otherwise specified.



LISTINGS — UL damp location listed 50°-104°F (10°-40°C) standard. NOM Certified (see options). Meets UL924, NFPA 101 (current Life Safety Code), NEC and OSHA illumination standards. Meets all applicable FCC Title 47, Part 15, Subpart B requirements.

WARRANTY — 5-year limited warranty. (Battery is prorated.) This is the only warranty provided and no other statements in this specification sheet create any warranty of any kind. All other express and implied warranties are disclaimed. Complete warranty terms located at: www.acuitybrands.com/support/warranty/terms-and-conditions

Note: Actual performance may differ as a result of end-user environment and application. All values are design or typical values, measured under laboratory conditions at 25 °C. Specifications subject to change without notice.

† Exit Signs Certified in the CA Title 20 Appliance Efficiency Database.

Example: LQM S W 3 R 120/277 EL N

Example: LQM S W 3 R MVOLT EL N SD

Example: LQM S W 3 R MVOLT EL N SD AELR

CS Looking for Contractor Select readily available configurations? Click here to visit Contractor Select™ spec sheet or go to www.contractorselect.com

ORDERING INFORMATION For shortest lead times, configure product using **bolded options**.

LQM	Family	Face type	Housing color	Number of faces	Letter color	Input voltage	Operation	Options
LQM ¹	S	Stencil	(blank) Black W White	3 Single face with extra faceplate and color panel	R Red G Green	120/277 Dual voltage MVOLT Multi volt 120-277, 50/60hz ²	(blank) AC only X2 Primary and secondary AC inputs provided ³ EL N Nickel cadmium battery	(blank) None NOM NOM certified for Mexico ⁴ SD Self-diagnostics ⁵ AELR Automatic Emergency Lighting Reporting ⁶

Notes

- LQM available with Custom Signage. See spec sheet, [Custom-Signage](#).
- Only available with EL N SD. See Example for ordering.
- Not available with other options. Both circuits can be energized at the same time.
- Available with stencil face and white housing only. Not available with MVOLT EL N SD configuration.
- Only available with MVOLT and EL N operation. See Example for ordering.
- Only available with MVOLT EL N SD. AELR transmits monthly and annual test results and diagnostics information for automated reporting requirements.
- See spec sheet [ELA-WG](#).
- See spec sheet [ELA-Stemkits](#).




Accessories: Order as separate item.

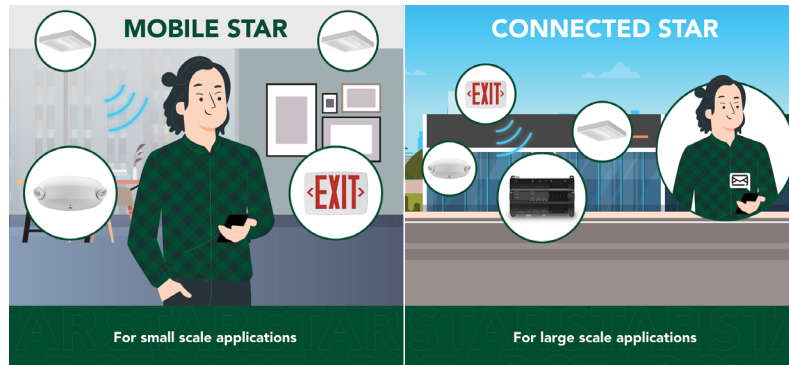
ELA WG1	Back-mount wireguard ⁷	ELA LQMUS12	12" stem kit ⁸
---------	-----------------------------------	-------------	---------------------------

Enabled with STAR

Emergency Lighting with Self-Testing Automated Reporting (STAR), enables self-testing and automated reporting to aid in life safety code compliance. Build your solution and choose your preferred deployment from Mobile STAR, where test data is logged in each individual unit and broadcast to the ClAIRity™+ app, or Connected STAR, where test data is logged in the STAR Gateway by IOTA® and emailed directly. **Leave the ladders, disruptions and written records behind with emergency lighting solutions with STAR!**

Life Safety Code NFPA 101 testing and reporting requirements for emergency lighting include:

-  Testing for 30 seconds every 30 days
-  Testing for 90 minutes once a year
-  Record keeping and to report to the authority having local jurisdiction



SPECIFICATIONS

ELECTRICAL				
Primary Circuit				
Type ¹	Typical LED life ²	Supply voltage	Input watts	Max. amps
Red LED AC Only	>5 years	120	.62	.05
		277	.69	.06
Green LED AC Only	>5 years	120	.62	.05
		277	.74	.06
Red LED Emergency	>5 years	120	.71	.05
		277	.92	.06
Green LED Emergency	>5 years	120	.66	.05
		277	.70	.06

BATTERY				
Nickel Cadmium				
Voltage	Typical shelf life ³	Typical life ³	Maintenance ⁴	Temperature range ⁵
1.2	3 years	6-8 years	none	50°F - 104°F (10°C - 40°C)

Notes

- 1 LED lamps operate in normal (AC input) and emergency (DC input) modes.
- 2 Based on 24/7 operation. The typical life of the exit LED lamp is 5 years.
- 3 At 77°F (25°C).
- 4 All life safety equipment, including emergency lighting for path of egress must be maintained, serviced and tested in accordance with all National Fire Protection Association (NFPA) and local codes. Failure to perform the required maintenance, service, or testing could jeopardize the safety of occupants and will void all warranties.
- 5 Temperature range where unit will provide capacity for 90 minutes. Higher and lower temperatures affect life and capacity.

MOUNTING

All dimensions are inches (centimeters) unless otherwise specified.
Shipping weight: 2.6 lbs. (1.2 kgs.)

