LITHONIA LIGHTING®

Catalog Number	
Notes	
Type	

6iG

IC/Non-IC
Retrofit iGimbal

MW MB

FEATURES & SPECIFICATIONS

INTENDED USE —The adjustable LED iGimbal downlighting module is 80% more efficient than incandescent luminaries, performing for 35,000 hours or more with exceptional energy efficiency and near zero maintenance. The LED iGimbal is intended for sloped ceiling applications, grazing textured surfaces, wall washing, and highlighting artwork or other architectural features. Retrofits into most existing recessed downlighting installations or new construction and remodel applications.

CONSTRUCTION — Spun steel gimbal reflectors with 360° of rotation and at least 50° of adjustable tilt. Driver affixed to a static yoke to allow maximization of LED light engine rotation and pivot movements.

OPTICS — Diffused lens at end of mixing chamber to provide even light distribution for general illumination, equivalent to 65W incandescent flood lamp. Utilizes 2700K, 3000K and 4000K color temperature LEDs. CRI – 90+. The LED module maintains at least 70% light output for 35,000 hours.

ELECTRICAL — Primary power disconnect provided for simple connection to a dedicated LED connector in the housing. Dimming down to 15%.

INSTALLATION — Suitable for installation in standard height rough-in sections. E26 socket adapter (except in the state of California for configurations specified in footnotes on ordering information) and splice kit ships standard. This enables easy installation or permanent conversion to an LED source for Title 24 compliance. Trim retention is achieved by utilizing two side-mounted torsion springs to ensure a consistently tight fit with the ceiling and easy installation.

LISTINGS — ETL certified to US and Canadian safety standards. FCC Certified. Certified to the high efficacy requirements of California. T24 Damp location listed.

WARRANTY — 5-year limited warranty. This is the only warranty provided and no other statements in this specification sheet create any warranty of any kind. All other express and implied warranties are disclaimed. Complete warranty terms located at:
www.acuitybrands.com/support/warranty/terms-and-conditions

Note: Actual performance may differ as a result of end-user environment and application.
All values are design or typical values, measured under laboratory conditions at 25 °C.
Specifications subject to change without notice.

Specifications

Aperture:	3-9/16 (9.0)
Ceiling opening:	as rough-in
Height:	5-1/16 (12.9)
Overlap trim:	7-1/4 (18.4)

All dimensions are inches (centimeters) unless otherwise indicated.

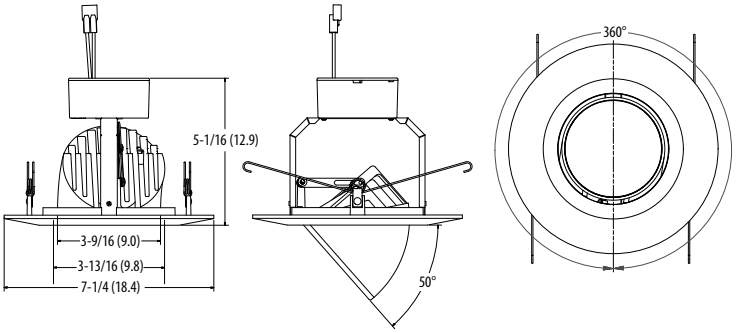

E26 adaptor (included)

Splice Kit (included)

ORDERING INFORMATION For shortest lead times, configure product using **standard options (shown in bold).**

Example: 6iGMW LED 30K 90CRI L7XLED T24

6iG				LED					
Series/Finish				**Lamp**	**CCT/CRI/W/Lumens[3]**		**Voltage**		**Options**	
6iG	6" iGimbal module	**MW**	Matte white[1]	**LED**	**27K 90CRI**	2700K/92CRI/11.9W/ 720L	**(blank)**	120V	**L7XLED T24**	IC rated, new construction rough-in LED base
		MB	Matte black[1,2]		**30K 90CRI**	3000K/92CRI/12.2W/ 750L			**L7XRLED T24**	IC rated, remodel rough-in LED base
					40K 90CRI	4000K/95CRI/11.6W/ 770L			**L7X**	IC rated, new construction rough-in[4]
									L7XR	IC rated, remodel rough-in[4]
									L/SKTWHIP	No E26 adapter (CA only)

Accessories: *Order as separate catalog number.*

TSA6	Makes non-bracket housings compatible with LED module	RK1 CG52178 E26 ADAPTER/MALE PLUG BAL DISC ASM	E26 Adapter
FL2LED	Makes L7XF housings compatible with LED module		

Notes

1 L/SKTWHIP must be selected for products shipping to California.
2 Matte Black (MB) finish only available in 3000K.
3 Total system delivered lumens.
4 Must be ordered on a separate line.

PHOTOMETRICS

Distribution Curve	Distribution Data	Output Data	Coefficient of Utilization	Illuminance Data at 30″ Above Floor for a Single Luminaire

6iGMW LED, 2700 K LEDs, input watts: 11.8, delivered lumens: 726, LM/W=62, test no. LTL28991P1, tested in accordance with IESNA LM 79-80.

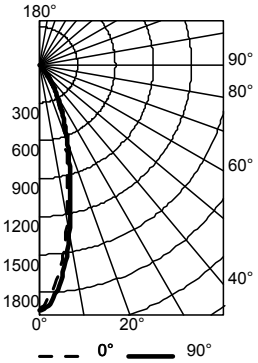

CP Summary

	0°	90
0°	1938	1938
5°	1668	1755
15°	844	937
25°	383	428
35°	139	156
45°	14	18
55°	6	6
65°	2	2
75°	1	1
85°	0	0
90	0	0

Coefficients of Utilization

RCR (pf / pc / pw)	80% 70%	80% 50%	80% 30%	20% 50%	20% 30%	20% 10%	50% 50%	50% 30%	50% 10%
0	119	119	119	116	116	116	111	111	111
1	114	112	109	110	108	106	106	104	103
2	109	105	102	103	100	98	100	98	95
3	105	99	95	98	94	91	95	92	89
4	101	94	89	93	89	85	91	87	84
5	96	89	84	88	84	80	87	83	80
6	93	85	80	84	79	76	83	79	75
7	89	81	76	80	76	72	79	75	72
8	86	77	72	77	72	69	76	72	68
9	82	74	69	74	69	66	73	68	65
10	79	71	66	71	66	63	70	66	63

Zonal Lumen Summary

Zone	Lumens	% Lamp	% Fixture
0° - 30°	606	83.5	83.5
0° - 40°	701	96.6	96.6
0° - 60°	722	99.5	99.5
0° - 90°	726	100.0	100.0
90° - 180°	0	0.0	0.0
0° - 180°	726	100.0	100.0

Beam Angle: 26.7°

Distribution Curve	Distribution Data	Output Data	Coefficient of Utilization	Illuminance Data at 30″ Above Floor for a Single Luminaire

6iGMW LED, 3000 K LEDs, input watts: 11.8, delivered lumens: 763, LM/W=65, test no. LTL28991, tested in accordance with IESNA LM 79-80.

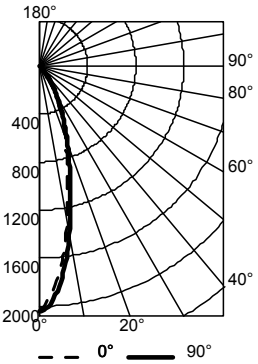

CP Summary

	0°	90
0°	2038	2038
5°	1754	1846
15°	888	985
25°	403	450
35°	146	164
45°	15	19
55°	6	6
65°	2	2
75°	1	1
85°	0	0
90	0	0

Coefficients of Utilization

RCR (pf / pc / pw)	80% 70%	80% 50%	80% 30%	20% 50%	20% 30%	20% 10%	50% 50%	50% 30%	50% 10%
0	119	119	119	116	116	116	111	111	111
1	114	112	109	110	108	106	106	104	103
2	109	105	102	103	100	98	100	98	95
3	105	99	95	98	94	91	95	92	89
4	101	94	89	93	89	85	91	87	84
5	96	89	84	88	84	80	87	83	80
6	93	85	80	84	79	76	83	79	75
7	89	81	76	80	76	72	79	75	72
8	86	77	72	77	72	69	76	72	68
9	82	74	69	74	69	66	73	68	65
10	79	71	66	71	66	63	70	66	63

Zonal Lumen Summary

Zone	Lumens	% Lamp	% Fixture
0° - 30°	637	83.5	83.5
0° - 40°	737	96.6	96.6
0° - 60°	760	99.5	99.5
0° - 90°	763	100.0	100.0
90° - 180°	0	0.0	0.0
0° - 180°	763	100.0	100.0

Beam Angle: 26.7°

Distribution Curve	Distribution Data	Output Data	Coefficient of Utilization	Illuminance Data at 30″ Above Floor for a Single Luminaire

6iGMW LED, 4000 K LEDs, input watts: 11.8, delivered lumens: 768, LM/W=65, test no. LTL28991P2, tested in accordance with IESNA LM 79-80.

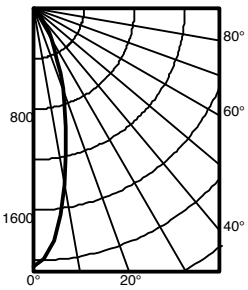

	Ave	Lumens
0	2050	
5	1845	162
15	980	273
25	447	206
35	165	101
45	18	17
55	6	6
65	2	2
75	1	1
85	0	1
90	0	

Zone	Lumens	% Lamp
0° - 30°	641.0	83.5
0° - 40°	741.9	96.6
0° - 60°	764.3	99.5
0° - 90°	767.8	100.0
90° - 180°	0.0	0.0
0° - 180°	767.8	*100.0

*Efficiency

RCR (pf / pc / pw)	80% 50%	80% 30%	80% 10%	20% 50%	20% 30%	20% 10%	50% 50%	50% 30%	50% 10%
0	119	119	119	116	116	116	111	111	111
1	112	109	108	110	108	106	106	104	103
2	105	102	99	103	100	98	100	98	95
3	99	95	92	98	94	91	95	92	89
4	94	89	86	93	89	85	91	87	84
5	89	84	81	88	84	80	87	83	80
6	85	80	76	84	79	76	83	79	75
7	81	76	72	80	76	72	79	75	72
8	77	72	69	77	72	69	76	72	68
9	74	69	66	74	69	66	73	68	65
10	71	66	63	71	66	63	70	66	63

Mounting Height	Inital FC Center Beam	50% beam - 26.8° Diameter	50% beam - 26.8° FC	10% beam - 58.1° Diameter	10% beam - 58.1° FC
8.0	67.8	2.6	33.9	6.1	6.8
10.0	36.4	3.6	18.2	8.3	3.6
12.0	22.7	4.5	11.4	10.6	2.3
14.0	15.5	5.5	7.8	12.8	1.6
16.0	11.2	6.4	5.6	15.0	1.1

Beam Angle: 26.7°

© 2015-2024 Acuity Brands Lighting, Inc. All rights reserved.

DIMMING AND ENERGY DATA

ENERGY DATA – 6iG*			
Lumens	720	750	770
watts	11.9	12.2	11.6
LPW	61	61	66
CRI	92	92	95
Color Temp	2700	3000	4000
Minimum Starting Temp	0°F (-18°C)	0°F (-18°C)	0°F (-18°C)
EMI/RFI	FCC Title 47 CFR, Part 15, Class B	FCC Title 47 CFR, Part 15, Class B	FCC Title 47 CFR, Part 15, Class B
Min. Power Factor	0.90	0.90	0.90
Input current	0.10A	0.10A	0.10A

*Values at non-dimming line voltage.

COMPATIBLE DIMMER SWITCHES			
Manufacturer	**Model/Series**	**Part Numbers**	**Type**
Sensor Switch	nLight	nSP5 PCD 2W	2-Way 575W Incandescent
		nSP5 PCD ELV 120	475W Electronic Low Voltage
Pass & Seymour	Harmony	HCL453PTCCCV6	3-Way 450W LED and CFL
Leviton	Sure Slide™ Decora	6633-P	3-Way 600W Incandescent
Lutron	Skylark	SELV-300P	300W Electronic Low Voltage
	Nova T	NTELV-300P	300W Electronic Low Voltage
	Diva	DVELV-300P	Single-pole, 300W, ELV
	Ariandni C-L	AYCL-153P-WH	150W CFL/LED or 600W incandescent
	Contour C-L	CTCL-153P-WH	150W CFL/LED or 600W incandescent
Synergy/Leviton	ISD	ISD 600 I 120 *	600W incandescent
Insteon	Insteon	2477D	Single-pole & 3-way, 600W, ELV

When installing the LED Modules on a run with a dimmer, please use the following rule of thumb when determining the number of fixtures controlled by a single dimmer:

- Figure that each LED fixture represents a 65 Watt load
- Divide the maximum load of the dimmer by 65 watt fixture load. (round down to the nearest whole number).

Example:

Dimmer max load=600 watts

LED fixture load=65 watts

600 watts/65 watts per fixture=9 fixtures per run

*Must have minimum of qty 6 LED modules on a circuit to function

© 2015-2024 Acuity Brands Lighting, Inc. All rights reserved.

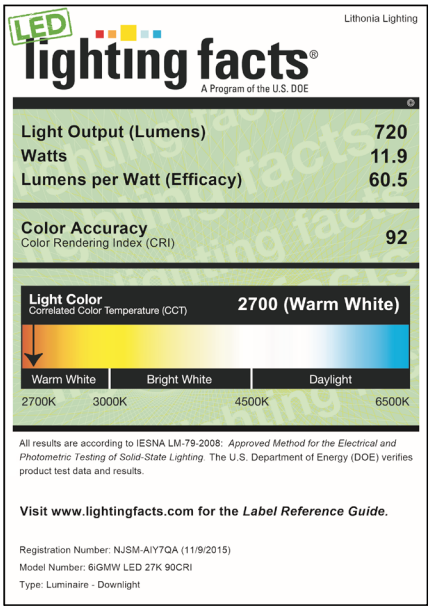

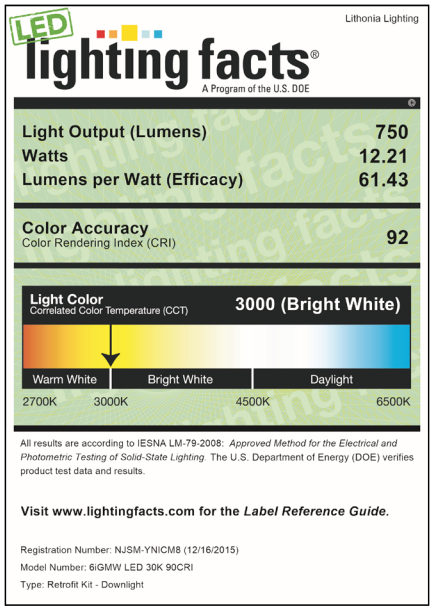

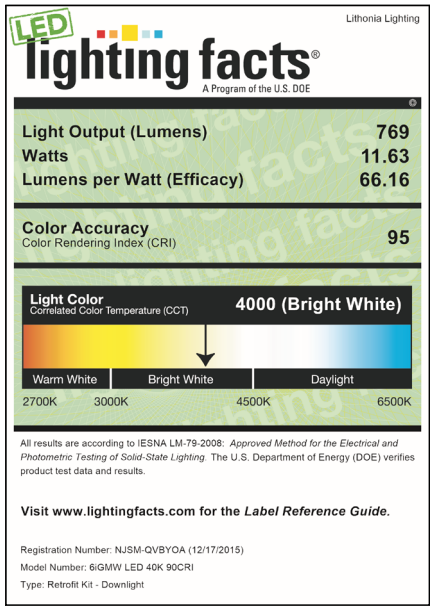

© 2015-2024 Acuity Brands Lighting, Inc. All rights reserved.