



LDN FAMILY

Best Value in Downlighting



Meet the Downlights

The LDN Family is known as the best value in downlighting. Their general illumination performance provides a glare-free experience without compromising efficacy. With multiple aperture sizes, shapes, forms, drivers, and control options, you have a simple and flexible solution for any new construction project.


LDN3



- ▶ Discrete downlights with easy install-from-below design delivering up to 1,500 lumens

Round or Square Open and Wall Wash


LDN4



- ▶ Most popular 4" open downlight and wall wash for everyday general illumination delivering up to 4,000 lumens

Round or Square Open and Wall Wash


LDN6



- ▶ The heart of the LDN Family and the best value in commercial downlighting delivering up to 5,000 lumens

Round or Square Open and Wall Wash

LDN8




- ▶ Most powerful downlight on the market delivering up to 20,000 lumens

Round or Square Open and Wall Wash

The newest member of the LDN Family provides new driver capabilities including switchable CCTs and lumens, and multiple dimming options. Save on energy consumption, labor costs, and time, while giving customers and their occupants the lighting they deserve.

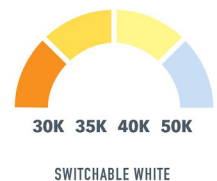
LDN4 Switchable




Round or Square Open and Wall Wash

Switchable CCTs

- 3000K
- 3500K
- 4000K
- 5000K



LDN6 Switchable



Round or Square Open and Wall Wash

Switchable Lumens



ADJUSTABLE LIGHT OUTPUT

- 500, 750, 1000LM
- 1000, 1500, 2000LM
- 2000, 2500, 3000LM
- 4000, 4500, 5000LM

LDN8 Switchable



Round Open

- ▶ 10% and 1% dimming, MVOLT 120-277V, 0-10V and phase dimming in an all-in-one driver or separate DALI driver



Cost Effective.
Glare-Free Solution.

Don't Just Retrofit, Relight for Real ROI



LDNRV Retrofit Kits

Relight is simple with Lithonia Lighting® LDNRV. Our downlight provides the flexibility you need to improve lighting quality while saving money and time. Now, you can achieve a long-lasting solution without compromising a glare-free experience.



Self-centering
installation with
vertical springs



Broadest aperture offering
for retrofitting 4", 6", 7", 8", 9", and
10" downlights



Up to 12,000
lumens delivered



Energy Savings



Low Labor Costs



Environmental Impact

**Give your customer and their occupants the
lighting they deserve. Create real ROI and
sustainability in your downlighting.**

Meet the Cylinders



Cable



Pendant



Surface Mount



Wall Mount

Multiple mounting options

LDN4



Same glare-free experience

LDN6



Matches seamlessly with the rest of the LDN downlights

LDN8





Endless Configurations.
One Consistent Look.



Flexible. Reliable.

Controls Made Easy



Networked Lighting Controls Platform



Simple

Embedded nLight wired or wireless lighting controls available within the LDN Family.



Reliable

nLight embedded fixtures will aid in code compliance and reduce energy costs.



Scalable

nLight platform can scale to a building or campus-wide network system when you're ready.

Products include: LDN3, LDN4, LDN4SQ, LDN6, LDN6SQ, LDN8, LDN8SQ, LDNRV Retrofit Kits, LDN4 Cylinder, LDN6 Cylinder, LDN8 Cylinder



sensorswitch

WIRELESS PAIRING WITH *JUST ONE TOUCH*

JOT is a wireless, app-free solution for single room lighting control. The JOT enabled solution shortens the installation and pairing process into these three simple steps:




Power

Install JOT enabled fixtures and controls as instructed. No 0-10V wires needed!



Pair

Insert the pairing tool into the pinhole. Then, press and hold any button for 6 seconds. Once paired, each fixture will individually dim to 10% brightness.




Play

Products will be fully functional once all fixtures return to 100% brightness.

Products include: LDN4, LDN4SQ, LDN6, LDN6SQ

JOT
JUST ONE TOUCH



To learn more about LITHONIA LIGHTING COMMERCIAL DOWNLIGHTING
visit www.LithoniaLighting.com



Join the conversation - follow us on social media.