

OVERVIEW

The nLight® AIR rPODB is a wireless, battery-powered wall switch including toggle and/or raise lower features with optional multi-pole control. It provides a user with local control of a lighting zone. A true wire-free switch, these single gang decorator style devices have soft-click buttons and a green LED indicator for each button. The rPODB wall switches communicate with other nLight AIR devices via radio frequency (RF). A battery-powered wall switch can work with any nLight AIR enabled fixture or power pack to provide toggle switch operation. Wall switches with the DX option have the added ability to adjust the level of any nLight AIR controlled dimmable light fixture.

FEATURES

- Powered with three off-the-shelf lithium AAA batteries and rated for 10 years of normal use, minimizing battery replacement. (Battery replacement with alkaline batteries does not guarantee a 10-year run time.)
- Communicates with nLight® AIR devices via radio frequency (RF) in the 900MHz spectrum
- Soft-click push-button control
- 1 or 2 on/off
- 1 or 2 raise/lower
- Batteries are included and preinstalled, allowing for a simple unbox and mount installation
- Wireless multi location dimming

Warranty

Five-year limited warranty. This is the only warranty provided and no other statements in this specification sheet create any warranty of any kind. All other express and implied warranties are disclaimed. Complete warranty terms located at: www.acuitybrands.com/support/warranty/terms-and-conditions

Note: Actual performance may differ as a result of end-user environment and application. Specifications subject to change without notice.



This item is an A+ capable component, which has been designed and tested to provide out-of-the-box luminaire compatibility with simple commissioning, when included as part of an A+ Certified™ Solution.

To learn more about A+, visit www.acuitybrands.com/aplus.

nLight, nLight AIR and the Acuity Controls and Acuity Brands logos are trademarks of Acuity Brands. Bluetooth is a trademark of Bluetooth SIG, Inc. used by Acuity Brands under license. Apple and the Apple logo are trademarks of Apple Inc. Android and Google Play are trademarks of Google, Inc. Other trademarks are property of their respective owners.



nLight® AIR
rPODB:
Battery powered,
Wall Switch



Note: nLight® AIR devices are only compatible with other nLight AIR enabled devices; and is not cross compatible with other nLight product lines at this time.

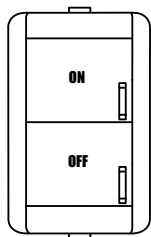
ORDERING INFORMATION

rPODB				Examples: RPODB 2P DX WH G2	
Series	Poles & Scenes	Dimming Control	Color	Generation	
RPODB	[blank] Single Pole	[blank] On/off Control	WH White	G2 Generation 2 Compatibility	
	2P Two Pole	DX On/off + Raise/Lower Control	IV Ivory		
			AL Light Almond		
			GY Gray		
			RD Red		

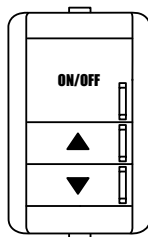
SPECIFICATIONS

Dimensions	2.74" H x 1.63" W x 1.68" D (6.96 cm x 4.27 cm x 4.14 cm)
Weight	4.25 oz
Mounting	Single Gang Switch Box or Low Voltage Ring
Color	White, Ivory, Lt. Almond, Gray
Operating Temperature	-40°F to 140°F (-40°C to 60°C)
Relative Humidity	Standard: 20 to 75% non-condensing
Radio Frequency	Dual Radio: 900Mhz & 2.4GHz
RF Transmit Power	900Mhz: +20dBm; 2.4GHz: Variable
Wireless Standard	900MHz: IEEE 802.15.4-based 2.4GHz: Version 4.0+ of the Bluetooth specification
Wireless Range	900MHz: Up to 1000 ft. (~304m) in free space/ line of sight 600 ft to 800 ft through obstruction depending on building construction 2.4GHz: Up to 60 ft. (~18m) in free space/ line of sight
Security	Application Data Encryption: AES-128 bit Mutual Entity Authentication Message Confidentiality Message Authentication and Replay Prevention Limited Anonymity Complies with California Civil Code Title 1.81.26, Security of Connected Devices, approved under Senate Bill No. 327 (2018)
Regulatory Compliance	FCC ID: 2ADCB-RMODIT3, RoHS IC: 6715C-RMODIT3 IFETEL: RCPNLL20-2057 cULus
Battery Type	3 AAA lithium (included)
Battery Life	10 years (with lithium batteries)
Programming Tool	CLAIRITY™ + mobile app

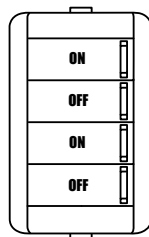
DEFAULT LABELING



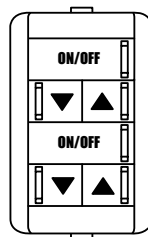
rPODB
On/Off Control



rPODB DX
On/Off +raise/
Lower Control



rPODB 2P
Two Pole On/Off
Controls



rPODB 2P DX
Two Pole On/Off + two
raise/lower controls

INSTALLATION OVERVIEW

Installation of the rPODB is simple, wire free, and does not require special tools. Follow the instructions below to install the rPODB wall switch.

Installation

1. Install the rPODB into a single gang box just like your typical wall switch
2. No wiring needed, and can be installed retainer first, or switch and retainer together
3. Check to make sure the rPODB is secure in retainer clip once installed
4. Screw down wall plate - DONE!

