



DIMMER COMPATIBILITY

Project: _____

Fixture Type: _____

Location: _____

Contact/Phone: _____

DEDICATED 120V ONLY HOUSING

Incandescent and Magnetic Low Voltage - Forward Phase Dimming

• Dimmable with the use of most forward phase dimmers • Dimming range of 100% down to 5% or lower with a minimum load of one fixture and a maximum load of 50% of the dimmer rated load (see example); both dimming range and maximum rated load may vary depending on dimmer model.



Example: Fixture Rating = 10W
 Dimmer Rating = 600W
 Equivalent Incandescent Load (EIL) Factor = 50% (.5)
 (600/10) X .5 = 30 Fixtures per Dimmer

Electronic Low Voltage - Reverse Phase Dimming

• Dimmable with the use of most electronic low voltage dimmers • Electronic low voltage dimmers require a neutral wire in the wall box • Dimming range of 100% down to 5% or lower with a minimum load of one fixture and a maximum load of 75% of the dimmer rated load (see example); both dimming range and maximum rated load may vary depending on dimmer model.

Example: Fixture Rating = 10W
 Dimmer Rating = 600W
 Equivalent Incandescent Load (EIL) Factor = 75% (.75)
 (600/10) X .75 = 45 Fixtures per Dimmer

Juno Qualified Dimmers

Fixture Series	Acuity Brands Model Numbers:	Lutron® Model Numbers:	Leviton® Model Numbers:	Whole House Integrated Control Systems:	Legrand® Model Numbers:	Lutron® Model Numbers:	Leviton® Model Numbers:	Legrand® Model Numbers:
700L/1000L/1200L Podz™ LED Downlight IC 4", 5" and 6" JPDZ	nLight® nSP5PCD ELV	Glyder® GLV Series Diva® DVLV Series Skylark® SLV Series Caséta® PD-6WCL Series Caséta® PD-10NXD Series	Illumatech™ IPL06 Series	Lutron® Homeworks LP-RPM-4A		Nova T® NTELV Series Diva® DVELV Series Caséta® PD-5NE Series	Vizia VPE06-1LX IllumaTech™ IPE04	
600 LUMEN LED DOWNLIGHT AND RETROFIT WARMDIM® IC 4", 5" and 6" Generation 4N Series 		Ariadni® AY* Ceana® CNLV* Diva® DV*/DVLV* Series Glyder® GLV Series* Nova T® NT Series Nova T® NTLV* Rotary D* Series Skylark® S* Skylark® SLV* Series Taggler® TG*	IllumaTech™ IPL06 Series Sureslide 6613* Sureslide 6633*	Lutron® GRAFIK Eye QSGR-RP* Lutron® Homeworks® LP-RPM-4A Lutron® Homeworks® LP-RPM-4U* Lutron® Homeworks® QS HQRD-10ND Lutron® Radio RA2® RRD-10ND	Radiant™ RH703PTUW*	Diva® DVELV* Series Faedra® FAELV* Maestro® MAELV* Series Nova T® NTELV* Series Skylark® SELV* Series Spacer System® SPSELV* Series	IllumaTech™ IPE04 Vizia VPE06-1LX*	Radiant™ RH703PTUW*
600 LUMEN LED DOWNLIGHT AND RETROFIT WARMDIM® IC 4", 5" and 6" Generation 3 & 4 Series 		Ariadni® AY Series Ceana® CNLV* Series Diva® DV*/DVLV* Series Glyder® GLV Series* Lumea® LGCL Series Nova T® NT*/NTLV* Series Rotary D Series Skylark® Contour CTCL Series Skylark® S*/SLV* Series Spacer System® SPSLV Series Taggler® TGCL Series	IllumaTech™ IPL06 Series Trimatron 6681*	Lutron® Homeworks® QS HQRD-10ND Lutron® Homeworks® QS HQRD-6NA* Lutron® Radio RA2® RRD-10ND Lutron® Radio RA2® RRD-6D Lutron® Radio RA2® RRD-6NA* Schneider Electric C-Bus SLC5504TD4A*		Diva® DVELV* Series Faedra® FAELV* Series Maestro® MAELV* Series Nova T® NTELV* Series Skylark® SELV* Series Spacer System® SPSELV* Series	IllumaTech™ IPE04*	
600 LUMEN LED DOWNLIGHT IC 4" IC1ALED/IC1RALED Generation 4N Series 600 LUMEN RED SERIESTM IC 4" IC1JBPF		Ariadni® AY* Series Ceana® CNLV* Series Diva® DV*/DVLV* Series Glyder® GLV Series* Lumea® LGCL* Series Nova T® NT Series Nova T® NTLV* Series Rotary D* Series Skylark® Contour CTCL* Series Skylark® S*/SLV* Series Taggler® TGCL* Series	IllumaTech™ IPL06 Series Sureslide 6613* Sureslide 6633*	Lutron® GRAFIK Eye QS PHPM-PA* Lutron® GRAFIK Eye QSGR-RP* Lutron® Homeworks® LP-RPM-4A Lutron® Homeworks® QS HQRD-6NA* Lutron® Radio RA2® RRD-10ND* Lutron® Radio RA2® RRD-6NA*		Diva® DVELV* Series Faedra® FAELV* Series Maestro® MAELV* Series Nova T® NTELV* Series Skylark® SELV* Series Spacer System® SPSELV* Series	IllumaTech™ IPE04* Series Vizia VPE06-1LX*	
600 LUMEN LED DOWNLIGHT IC 4", 5" and 6" Generation 4 Series		Ariadni® AY* Series Ceana® CNLV* Series Diva® DV*/DVLV* Series Glyder® GLV Series* Lumea® LGCL* Series Nova T® NT Series Nova T® NTLV* Series Rotary D* Series Skylark® Contour CTCL* Series Skylark® S*/SLV* Series Taggler® TGCL* Series	IllumaTech™ IPL06 Series Sureslide 6613* Sureslide 6633*	Lutron® GRAFIK Eye QS PHPM-PA* Lutron® GRAFIK Eye QSGR-RP* Lutron® Homeworks® LP-RPM-4A Lutron® Homeworks® LP-RPM-4U Lutron® Homeworks® QS HQRD-6NA* Lutron® Radio RA2® RRD-10ND* Lutron® Radio RA2® RRD-6NA*		Diva® DVELV* Series Faedra® FAELV* Series Maestro® MAELV* Series Nova T® NTELV* Series Skylark® SELV* Series Spacer System® SPSELV* Series	IllumaTech™ IPE04* Series Vizia VPE06-1LX*	
700 LUMEN RED SERIES™ IC 4" IC1JBPF (07LM)		Ariadni® AY* Series Ceana® CNLV* Series Diva® DV*/DVLV* Series Glyder® GLV* Series Nova T® NTLV* Series Rotary D Series Skylark® S*/SLV* Series	IllumaTech™ IPL06* Series Sureslide 6613* Sureslide 6633	Lutron® GRAFIK Eye QS PHPM-PA* Lutron® GRAFIK Eye QSGR-RP Lutron® Homeworks® LP-RPM-4A* Lutron® Homeworks® LP-RPM-4U* Lutron® Homeworks® QS HQRD-6NA* Lutron® Radio RA2® RRD-10ND* Lutron® Radio RA2® RRD-6NA*		Diva® DVELV* Series Faedra® FAELV* Series Maestro® MAELV* Series Nova T® NTELV* Series Skylark® SELV* Series Spacer System® SPSELV* Series	IllumaTech™ IPE04* Series Vizia VPE06-1LX*	

* Juno recommended dimmers

Consult technical services for additional information regarding other dimmer model qualification.



One Lithonia Way, Conyers, GA 30012 • Phone 1-800-705-SERV (7378) • Visit us at www.acuitybrands.com/juno-recessed



DIMMER COMPATIBILITY

Project: _____

Fixture Type: _____

Location: _____

Contact/Phone: _____

DEDICATED 120V ONLY HOUSING

Incandescent and Magnetic Low Voltage - Forward Phase Dimming

• Dimmable with the use of most forward phase dimmers • Dimming range of 100% down to 5% or lower with a minimum load of one fixture and a maximum load of 50% of the dimmer rated load (see example); both dimming range and maximum rated load may vary depending on dimmer model.

Example: Fixture Rating = 10W
 Dimmer Rating = 600W
 Equivalent Incandescent Load (EIL) Factor = 50% (.5)
 (600/10) X .5 = 30 Fixtures per Dimmer

Electronic Low Voltage - Reverse Phase Dimming

• Dimmable with the use of most electronic low voltage dimmers • Electronic low voltage dimmers require a neutral wire in the wall box • Dimming range of 100% down to 5% or lower with a minimum load of one fixture and a maximum load of 75% of the dimmer rated load (see example); both dimming range and maximum rated load may vary depending on dimmer model.

Example: Fixture Rating = 10W
 Dimmer Rating = 600W
 Equivalent Incandescent Load (EIL) Factor = 75% (.75)
 (600/10) X .75 = 45 Fixtures per Dimmer

Juno Qualified Dimmers

Fixture Series	Acuity Brands Model Numbers:	Lutron® Model Numbers:	Leviton® Model Numbers:	Whole House Integrated Control Systems:	Legrand® Model Numbers:	Lutron® Model Numbers:	Leviton® Model Numbers:	Legrand® Model Numbers:
700 LUMEN LED DOWNLIGHT 4" IC4AL (07LM), IC4RAL (07LM), TC4RAL (07LM)		Ariadni® AY* Series Ceana® CNLV* Series Diva® DV*/DVLV* Series Glyder® GLV* Series Nova T® NTLV* Series Rotary D Series Skylark® S*/SLV* Series	IllumaTech™ IPL06* Series Sureslide 6613* Sureslide 6633	Lutron® GRAFIK Eye QS PHPM-PA* Lutron® GRAFIK Eye QSGR-RP Lutron® Homeworks® LP-RPM-4A* Lutron® Homeworks® LP-RPM-4U* Lutron® Homeworks® QS HQRD-6NA* Lutron® Radio RA2® RRD-10ND* Lutron® Radio RA2® RRD-6NA*		Diva® DVELV* Series Faedra® FAELV* Series Maestro® MAELV* Series Nova T® NTELV* Series Skylark® SELV* Series Spacer System® SPSELV* Series	IllumaTech™ IPE04* Series Vizia VPE06-1LX*	
600 LUMEN LED DOWNLIGHT IC 4", 5" and 6" Generation 3† Series † J6RL and J6RLE series dimmers listed under dedicated 120V only housing, including incandescent, magnetic low voltage and electronic low voltage.		Ariadni® AY Series Ceana® CNLV Series Diva® DV/DVLV Series Glyder® GLV Series Lumea® LGCL Series Nova T® NT/NTLV Series Skylark® Contour CTCL Series Skylark® S/SLV Series Toggle® TG/TGCL Series	IllumaTech™ IPL06 Series Trimatron 6681	Lutron® Homeworks® QS HQRD-6NA Lutron® Radio RA2® RRD-10ND Lutron® Radio RA2® RRD-6NA Schneider Electric C-Bus SLC5504TD4A		Diva® DVELV* Series Faedra® FAELV* Series Maestro® MAELV* Series Nova T® NTELV* Series Skylark® SELV* Series Spacer System® SPSELV* Series		
900 LUMEN LED DOWNLIGHT WARMDIM® IC 4" Generation 4 Series		Ariadni® AY* Series Ceana® CNLV* Series Diva® DV*/DVLV* Series Glyder® GLV* Series Nova T® NTLV* Series Skylark® S/SLV* Series	IllumaTech™ IPL06* Series Sureslide 6613	Lutron® GRAFIK Eye PHPM-PA Lutron® GRAFIK Eye QSGR-RP Lutron® Homeworks® LP-RPM-4A Lutron® Homeworks® LP-RPM-4U Lutron® Radio RA2® RRD-6NA*	Radiant™ RH703PTUW*	Diva® DVELV* Series Faedra® FAELV* Series Maestro® MAELV* Series Nova T® NTELV* Series Skylark® SELV* Series Spacer System® SPSELV* Series	IllumaTech™ IPE04 Vizia VPE06-1LX*	Radiant™ RH703PTUW*
900 LUMEN LED DOWNLIGHT WARMDIM® 5" and 6" Generation 4 Series		Ariadni® AY* Series Ceana® CNLV* Series Diva® DV*/DVLV* Series Glyder® GLV* Series Nova T® NT/NTLV* Series Rotary D Series Skylark® S*/SLV* Series Toggle® TG*	IllumaTech™ IPL06 Series Sureslide 6613* Sureslide 6633*	Lutron® GRAFIK Eye QS PHPM-PA* Lutron® GRAFIK Eye QSGR-RP* Lutron® Homeworks® LP-RPM-4A Lutron® Homeworks® LP-RPM-4U* Lutron® Homeworks® QS HQRD-10ND Lutron® Radio RA2® RRD-10ND Lutron® Radio RA2® RRD-6D		Diva® DVELV* Series Faedra® FAELV* Series Maestro® MAELV* Series Nova T® NTELV* Series Skylark® SELV* Series Spacer System® SPSELV* Series	IllumaTech™ IPE04 Vizia VPE06-1LX*	
900 LUMEN LED DOWNLIGHT IC 4" Generation 4 Series		Ariadni® AY* Series Ceana® CNLV* Series Diva® DV*/DVLV* Series Glyder® GLV* Series Nova T® NT/NTLV* Series Rotary D Series Skylark® S*/SLV* Series Toggle® TG* Series	IllumaTech™ IPL06* Series Sureslide 6613* Sureslide 6633*	Lutron® GRAFIK Eye QS PHPM-PA* Lutron® GRAFIK Eye QSGR-RP Lutron® Homeworks® QS HQRD-6NA Lutron® Homeworks® QS HQRD-10ND Lutron® Homeworks® RPM-4A* Lutron® Homeworks® RPM-4U Lutron® Radio RA2® RRD-6NA Lutron® Radio RA2® RRD-10ND		Diva® DVELV* Series Faedra® FAELV* Series Maestro® MAELV* Series Maestro® MRF2-6ELV* Series Nova T® NTELV* Series Skylark® SELV* Series Spacer System® SPSELV* Series	IllumaTech™ IPE04* Series Vizia VPE06-1LX*	
900 LUMEN LED DOWNLIGHT IC 5" and 6" Generation 4 Series		Ariadni® AY* Series Ceana® CNLV* Series Diva® DV*/DVLV* Series Glyder® GLV Series* Lumea® LGCL* Series Nova T® NT Series Nova T® NTLV* Series Rotary D* Series Skylark® Contour CTCL* Series Skylark® S*/SLV* Series Toggle® TGCL* Series	IllumaTech™ IPL06 Series Sureslide 6613* Sureslide 6633*	Lutron® GRAFIK Eye QS PHPM-PA* Lutron® GRAFIK Eye QSGR-RP* Lutron® Homeworks® LP-RPM-4A Lutron® Homeworks® LP-RPM-4U Lutron® Homeworks® QS HQRD-6NA* Lutron® Radio RA2® RRD-10ND* Lutron® Radio RA2® RRD-6NA*		Diva® DVELV* Series Faedra® FAELV* Series Maestro® MAELV* Series Nova T® NTELV* Series Skylark® SELV* Series Spacer System® SPSELV* Series	IllumaTech™ IPE04* Series Vizia VPE06-1LX*	

* Juno recommended dimmers

Consult technical services for additional information regarding other dimmer model qualification.





DIMMER COMPATIBILITY

Project: _____

Fixture Type: _____

Location: _____

Contact/Phone: _____

DEDICATED 120V ONLY HOUSING

Incandescent and Magnetic Low Voltage - Forward Phase Dimming

• Dimmable with the use of most forward phase dimmers • Dimming range of 100% down to 5% or lower with a minimum load of one fixture and a maximum load of 50% of the dimmer rated load (see example); both dimming range and maximum rated load may vary depending on dimmer model.

Example: Fixture Rating = 10W
 Dimmer Rating = 600W
 Equivalent Incandescent Load (EIL) Factor = 50% (.5)
 (600/10) X .5 = 30 Fixtures per Dimmer

Electronic Low Voltage - Reverse Phase Dimming

• Dimmable with the use of most electronic low voltage dimmers • Electronic low voltage dimmers require a neutral wire in the wall box • Dimming range of 100% down to 5% or lower with a minimum load of one fixture and a maximum load of 75% of the dimmer rated load (see example); both dimming range and maximum rated load may vary depending on dimmer model.

Example: Fixture Rating = 10W
 Dimmer Rating = 600W
 Equivalent Incandescent Load (EIL) Factor = 75% (.75)
 (600/10) X .75 = 45 Fixtures per Dimmer

Juno Qualified Dimmers

Fixture Series	Acuity Brands Model Numbers:	Lutron® Model Numbers:	Leviton® Model Numbers:	Whole House Integrated Control Systems:	Legrand® Model Numbers:	Lutron® Model Numbers:	Leviton® Model Numbers:	Legrand® Model Numbers:
1000 LUMEN RED SERIES™ IC 4" ICIBPF (10LM)	Synergy ISD 600LV Synergy ISD 1000LV Synergy ISD 600 I Synergy ISD 1000 I Synergy ISD 400 ELV nLight nSP5PCD ELV	Ariadni® AY* Series Diva® DV*/DVLV* Series Glyder® GLV Series* Lumea® LGCL* Series Nova T® NT Series Rotary D Series Skylark® Contour CTCL* Series Skylark® S*/SLV* Series Taggler® TGCL* Series Insteon 2334-222 KEYPAD Insteon 2477D SWITCH	IllumaTech Lutron® IPL06 Series Sureslide 6613* Sureslide 6633*	Lutron® GRAFIK Eye QS PHPM-PA Lutron® GRAFIK Eye QSGR-3P Lutron® Homeworks® LP-RPM-4A Lutron® Homeworks® LP-RPM-4U Lutron® Homeworks® QS HQRD-6NA* Lutron® Radio RA2® RRD-10ND* Lutron® Radio RA2® RRD-6NA* Insteon 2442-222 MICRO		Diva® DVELV* Series Maestro® MAELV* Series Nova T® NTELV* Series Skylark® SELV* Series	IllumaTech™ IPE04* Series Vizia VPE06-1LX*	
1000 LUMEN LED DOWNLIGHT 4" IC4AL (10LM), TC4AL (10LM), TC4RAL (10LM)		Ariadni® AY* Series Ceana® CNLV* Series Diva® DV*/DVLV* Series Glyder® GLV* Series Nova T® NT* Series Nova T® NTLV* Series Rotary D Series Skylark® S*/SLV* Series	IllumaTech™ IPE06* Series Sureslide 6613* Sureslide 6633*	Lutron® GRAFIK Eye QS PHPM-PA* Lutron® GRAFIK Eye QSGR-RP Lutron® Homeworks® LP-RPM-4A* Lutron® Homeworks® LP-RPM-4U* Lutron® Homeworks® QS HQRD-6NA* Lutron® Radio RA2® RRD-10ND* Lutron® Radio RA2® RRD-6NA*		Diva® DVELV* Series Faedra® FAELV* Series Maestro® MAELV* Series Nova T® NTELV* Series Skylark® SELV* Series Spacer System® SPSELV* Series	IllumaTech™ IPE04* Series Vizia VPE06-1LX*	
900 LUMEN LED DOWNLIGHT IC 5" and 6" Generation 3† Series † J6RL and J6RLE series dimmers listed under dedicated 120V only housing, including incandescent, magnetic low voltage and electronic low voltage.		Ariadni® AY Series Ceana® CNLV* Series Diva® DV/DVLV* Series Glyder® GLV* Series Lumea® LGCL* Series Nova T® NTLV* Series Skylark® Contour CTCL* Series Skylark® S/SLV* Series Taggler® TGCL* Series	IllumaTech™ IPE06 Series Trimatron 6681	Lutron® Homeworks® QS HQRD-6NA* Lutron® Radio RA2® RRD-10ND Lutron® Radio RA2® RRD-6D Lutron® Radio RA2® RRD-6NA* Schneider Electric C-Bus SLC5504TD4A*		Diva® DVELV* Series Faedra® FAELV* Series Maestro® MAELV* Series Nova T® NTELV* Series Skylark® SELV* Series Spacer System® SPSELV* Series	IllumaTech™ IPE04 Series	
1400 LUMEN LED DOWNLIGHT IC 5" and 6" Generation 4 Series		Ariadni® AY* Series Ceana® CNLV* Series Diva® DV*/DVLV* Series Glyder® GLV* Series Lumea® LGCL* Series Nova T® NT/NTLV* Series Rotary D Series Skylark® Contour CTCL* Series Skylark® S*/SLV* Series Taggler® TGCL* Series	IllumaTech™ IPE06* Series Sureslide 6613-PLW* Sureslide 6633*	Lutron® GRAFIK Eye QS PHPM-PA Lutron® GRAFIK Eye QSGR-RP Lutron® Homeworks® LP-RPM-4A* Lutron® Homeworks® LP-RPM-4U Lutron® Homeworks® QS HQRD-10ND* Lutron® Homeworks® QS HQRD-6NA* Lutron® Homeworks® QS HQRD-6ND Lutron® Radio RA2® RRD-10ND* Lutron® Radio RA2® RRD-6NA* Maestro® WIRELESS MRF2-6ND		Diva® DVELV* Series Faedra® FAELV* Series Maestro® MAELV* Series Nova T® NTELV* Series Skylark® SELV* Series Spacer System® SPSELV* Series	IllumaTech™ IPE04* Series Vizia VPE06-1LX*	

* Juno recommended dimmers

Consult technical services for additional information regarding other dimmer model qualification.





DIMMER COMPATIBILITY

Project: _____

Fixture Type: _____

Location: _____

Contact/Phone: _____

UNIVERSAL VOLTAGE



Universal Voltage (120-277V) Housings
 0-10V Dimming Control

- Dimming range of 100% down to 10% or lower with a minimum load of one fixture.

¹ Additional Lutron products required for switching functionality when using Lutron 0-10V dimmers (such as PP-20)

Note: C-Bus is 25 fixtures per channel.

Juno Qualified Dimmers

Fixture Series	Acuity Brands Model Numbers:	Lutron® Model Numbers:	Leviton® Model Numbers:	Whole House Integrated Control Systems:
700L/1000L/1200L Podz™ LED Downlight IC 4", 5" and 6" JPDZ	Acuity WSX D WH	Nova T NTFTV Nova T NTSTV-DV Nova T NFTV	IlumaTech IP710-DLX	Crestron DIN-4DIMFLV4
600 LUMEN LED DOWNLIGHT AND RETROFIT WARMDIM® IC 4", 5" and 6" Generation 4N Series				
600 LUMEN LED DOWNLIGHT AND RETROFIT WARMDIM® IC 4", 5" and 6" Generation 3 & 4 Series				
600 LUMEN LED DOWNLIGHT IC 4" IC1ALED/IC1RALED Generation 4N Series 600 LUMEN RED SERIESTM IC 4" IC1AJBPF		Diva® DDTV Series ¹ GRAFIK Eye QS GRX-TVI Nova T® NTFTV Series ¹ Nova® NFTV Series ¹	IlumaTech™ IP710-DLX Series	Lutron® Homeworks® GRX-TVM2 Wattstopper LMRC-211 * Crestron DIN-4DIMFLV4
600 LUMEN LED DOWNLIGHT IC 4", 5" and 6" Generation 4 Series		Diva® DDTV Series ¹ GRAFIK Eye QS GRX-TVI Nova T® NTFTV Series ¹ Nova® NFTV Series ¹	IlumaTech™ IP710-DLX Series	Lutron® Homeworks® GRX-TVM2
700 LUMEN RED SERIES™ IC 4" IC1JBPF (07LM)		Diva® DDTV Series ¹ GRAFIK Eye QS GRX-TVI Nova T® NTFTV Series ¹ Nova® NFTV Series ¹	IlumaTech™ IP710-DLX Series	Lutron® Homeworks® GRX-TVM2* Wattstopper LMRC-211 * Crestron DIN-4DIMFLV4
700 LUMEN LED DOWNLIGHT 4" IC4AL (07LM), IC4RAL (07LM), TC4RAL (07LM)		Diva® DDTV* Series ¹ GRAFIK Eye QS GRX-TVI Nova T® NTFTV* Series ¹ Nova® NFTV* Series ¹	IlumaTech™ IP710-DLX Series	Lutron® Homeworks® GRX-TVM2* Wattstopper LMRC-211 * Crestron DIN-4DIMFLV4
600 LUMEN LED DOWNLIGHT IC 4", 5" and 6" Generation 3 [†] Series		Diva® DDTV Series ¹ GRAFIK Eye QS GRX-TVI Nova T® NTFTV Series ¹ Nova® NFTV Series ¹	IlumaTech™ IP710-DLX Series	Lutron® Homeworks® GRX-TVM2

[†] J6RL and J6RLE series dimmers listed under dedicated 120V only housing, including incandescent, magnetic low voltage and electronic low voltage.

* Juno recommended dimmers

Consult technical services for additional information regarding other dimmer model qualification.



One Lithonia Way, Conyers, GA 30012 • Phone 1-800-705-SERV (7378) • Visit us at www.acuitybrands.com/juno-recessed



DIMMER COMPATIBILITY

Project: _____



Fixture Type: _____

Location: _____

Contact/Phone: _____

UNIVERSAL VOLTAGE
Universal Voltage (120-277V) Housings 0-10V Dimming Control • Dimming range of 100% down to 10% or lower with a minimum load of one fixture. ¹ Additional Lutron products required for switching functionality when using Lutron 0-10V dimmers (such as PP-20) Note: C-Bus is 25 fixtures per channel.

Juno Qualified Dimmers

Fixture Series	Acuity Brands Model Numbers:	Lutron® Model Numbers:	Leviton® Model Numbers:	Whole House Integrated Control Systems:
900 LUMEN LED DOWNLIGHT WARMDIM® IC 4" Generation 4 Series 				Crestron DIN-4DIMFLV4
900 LUMEN LED DOWNLIGHT WARMDIM® 5" and 6" Generation 4 Series 				
900 LUMEN LED DOWNLIGHT IC 4" Generation 4 Series				
900 LUMEN LED DOWNLIGHT IC 5" and 6" Generation 4 Series		Diva® DDTV Series ¹ GRAFIK Eye QS GRX-TVI Nova T® NTFTV Series ¹ Nova® NFTV Series ¹	IllumaTech™ IP710-DLX Series	Lutron® Homeworks® GRX-TVM2
1000 LUMEN RED SERIES™ IC 4" ICUBPF (10LM)		Diva® DDTV* Series ¹ GRAFIK Eye QS GRX-TVI Nova T® NTFTV* Series ¹ Nova® NFTV* Series ¹		Lutron® Homeworks® GRX-TVM2
1000 LUMEN LED DOWNLIGHT 4" IC4AL (10LM), TC4AL (10LM), TC4RAL (10LM)		Diva® DDTV* Series ¹ GRAFIK Eye QS GRX-TVI Nova T® NTFTV* Series ¹ Nova® NFTV* Series ¹	IllumaTech™ IP710-DLX Series	Lutron® Homeworks® GRX-TVM2* Wattstopper LMRC-211* Crestron DIN-4DIMFLV4
900 LUMEN LED DOWNLIGHT IC 5" and 6" Generation 3 [†] Series		Diva® DDTV Series ¹ GRAFIK Eye QS GRX-TVI Nova T® NTFTV Series ¹ Nova® NFTV Series ¹	IllumaTech™ IP710-DLX Series	Lutron® Homeworks® GRX-TVM2
[†] J6RL and J6RLE series dimmers listed under dedicated 120V only housing, including incandescent, magnetic low voltage and electronic low voltage.				
1400 LUMEN LED DOWNLIGHT IC 5" and 6" Generation 4 Series				

* Juno recommended dimmers

Consult technical services for additional information regarding other dimmer model qualification.

