

JUNO

Project: _____

Fixture Type: _____

Location: _____

Contact/Phone: _____

4" IC 900 LUMEN LED DOWNLIGHT REMODEL

IC 1 RLED (G4 09LM) RECESSED HOUSING

HYPERBOLIC TRIMS



PRODUCT DESCRIPTION

Dedicated LED, Air-Loc® remodel housing with integral light engine

- Shallow housing allows for fit in 2 x 6 construction
- IC remodel housing for remodel application where back side of ceiling is not accessible
- Installs through an opening in the ceiling from below
- Secured in place by factory installed remodel springs
- Can be completely covered with insulation
- LED housing is designed to provide 50,000 hours of life and is compatible with many standard Juno trims
- 5 year limited warranty on LED components.

ENVIRONMENTALLY FRIENDLY, ENERGY EFFICIENT

- No harmful ultraviolet or infrared wavelengths
- No lead or mercury, RoHS compliant
- Comparable light output to 75W incandescent

PRODUCT SPECIFICATIONS

LED Light Engine LED array attached to high purity aluminum, thermally conductive housing provides superior heat transfer to ensure long life of the LED

- Replaceable light engine mounts directly to housing assembly and incorporates the latest generation, high lumen output LED array
- LEDs are binned within a 3-step MacAdam Ellipse exceeding ENERGY STAR® requirements for superior fixture to fixture color uniformity
- 2700K, 3000K, 3500K, or 4000K color temperatures available
- 90 CRI minimum.

Hyperbolic Optical System Patented (U.S. Patent No. 10,670,227 B2) hyperbolic reflector shape optimized for small, directional LED source provides unique aperture appearance with reduced brightness

- NMCT™ nano mixing chamber (provided with trim) with high reflectance white finish coupled with a high transmission diffusing lens conceals the LED and integrates with the hyperbolic trim to create a low glare, efficient system producing 900 lumens using less than 13W*.

Aesthetic Trim Selections Patented (U.S. Patent No. 10,670,227 B2) hyperbolic reflector available in clear Alzak®, haze, wheat haze, black Alzak® and white

- Shadow free, knife edge design blends seamlessly into ceiling
- Installs with push-in springs.

LED Driver Choice of dedicated 120 volt (120) driver or universal voltage (MVOLT) drivers that accommodate input voltages from 120-277 volts AC at 50/60Hz

- Power factor > 0.9 at 120V input
- 120 volt only driver is dimmable with the use of most incandescent, magnetic low voltage and electronic low voltage wall box dimmers
- Universal voltage drivers are dimmable with the use of most 0-10V wall box dimmers
- For a list of compatible dimmers, see [JUNOICLED-DIM](#)
- Mounted on the j-box for easy access and cool operation.

Life Rated for 50,000 hours at 70% lumen maintenance.

Labels ENERGY STAR® Certified when used with select trims

- Certified to the high efficacy requirements of California T24 JA8-2016 with select trims
- UL listed for U.S. and Canada damp locations
- Union made
- UL and cUL.

Testing All reports are based on published industry procedures; field performance may differ from laboratory performance.

Specifications subject to change without notice.

HOUSING FEATURES

Housing Designed for use in IC (insulated ceiling) or non-IC construction

- Aluminum housing sealed for Air-Loc® compliance
- Remodel springs accommodate up to 1 1/2" ceiling thickness.

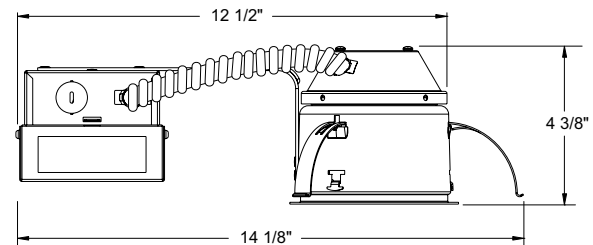
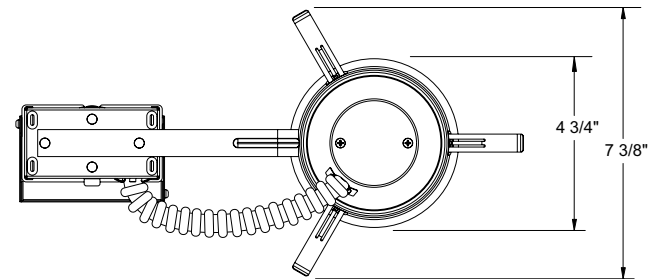
Junction Box Pre-wired junction box provided with (5) 1/2" knockouts, (4) knockouts for 12/2 or 14/2 NM cable and ground wire

- Knockouts equipped with pryout slots
- Quick connect electrical connectors supplied as standard for fast, secure installation.

* Nominal input wattage @ 120-volt operation with dedicated 120-volt driver under stable operating conditions.



DIMENSIONS



4 3/8" CEILING CUTOUT

4" IC 900 LUMEN LED DOWNLIGHT REMODEL

IC1RLED (G4 09LM) RECESSED HOUSING
HYPERBOLIC TRIMS

ELECTRICAL DATA

Dedicated 120V Only Driver Option (120 FRPC)

120V	
Input Power	11.6W (+/-5%)
Input Current	0.10A
Frequency	50/60Hz
EMI/RFI	FCC Title 47 CFR, Part 15, Class B (residential)
Minimum starting temp	-25°C

ELECTRICAL DATA

Universal Voltage

	MVOLT EZ10 and EZ1		MVOLT ZT10 and ZT1	
	120V	277V	120V	277V
Input Power	11.2W (+/-5%)	12.2W (+/-5%)	11.2W (+/-5%)	12.2W (+/-5%)
Input Current	0.10A	0.05A	0.10A	0.05A
Frequency	50/60Hz	50/60Hz	50/60Hz	50/60Hz
EMI/RFI	FCC Title 47 CFR, Part 15, Class B (residential)	FCC Title 47 CFR, Part 15, Class B (residential)	FCC Title 47 CFR, Part 15, Class B (residential)	FCC Title 47 CFR, Part 15, Class B (residential)
Minimum starting temp	-20°C	-20°C	-20°C	-20°C

ORDERING INFORMATION

Housing and trim can be ordered together or separate, but will always ship separately.

Example: IC1RLED G4 09LM 27K 90CRI 120 FRPC

Series	Generation	Lumens	Color Temperature	CRI	Voltage/Driver
IC1RLED 4" LED IC Remodel Downlight	G4 Generation 4	09LM 900 Nominal Lumens	27K 2700K	90CRI 90+ CRI	120 FRPC 120V Forward/Reverse Phase Cut, 5% dim
			30K 3000K		MVOLT ZT10 Multi-Volt (120-277), 0-10V, 10% dim
			35K 3500K		MVOLT ZT1 Multi-Volt (120-277), 0-10V, 1% dim
			40K 4000K		MVOLT EZ10 Multi-Volt (120-277), eLdoLED 0-10V, 10% dim
					MVOLT EZ1 Multi-Volt (120-277), eLdoLED 0-10V, 1% dim



A+ Capable options indicated by this color background

Trim/Description



17HYP2 BWH ¹	4" Hyperbolic Cone Trim - Black Cone, White Trim Ring
17HYP2 CWH	4" Hyperbolic Cone Trim - Clear Alzak® Cone, White Trim Ring
17HYP2 HZWH	4" Hyperbolic Cone Trim - Haze Cone, White Trim Ring
17HYP2 WHZBRZ ¹	4" Hyperbolic Cone Trim - Wheat Haze Cone, Bronze Trim Ring
17HYP2 WHZWH ¹	4" Hyperbolic Cone Trim - Wheat Haze, White Trim Ring
17HYP2 WWH ²	4" Hyperbolic Cone Trim - White, White Trim Ring

Trim Size: 5" O.D.

Alzak is a registered trademark of Alcoa Corp.

Note: In Canada when insulation is present, Type IC fixtures must be used.

¹ Not ENERGY STAR® Certified or T24 certified

² ENERGY STAR® Certified and T24 certified @ 30K with 120 driver and @ 35K, 40K with all drivers

4" IC 900 LUMEN LED DOWNLIGHT REMODEL

IC1 RLED (G4 09LM) RECESSED HOUSING
HYPERBOLIC TRIMS

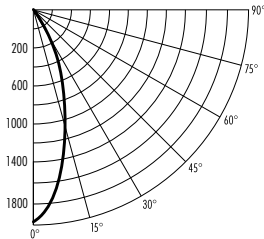
PHOTOMETRICS

PHOTOMETRIC REPORT

Test Report #: PT06140404R
Catalog No: IC1 RLED G4 09LM 35K
90CRI 120 with 17HYP2 HZWH Trim and
standard nano mixing chamber

Luminaire Spacing Criterion: 0.62

Luminaire LPW: 70



CANDLEPOWER DISTRIBUTION (Candelas)

Degrees	Vertical	0°
0	1873	
5	1739	
15	1165	
25	624	
35	62	
45	4	
55	0	
65	0	
75	0	
85	0	
90	0	

Multiplier: 27K - 0.89
30K - 0.94
40K - 1.03

AVERAGE INITIAL FOOTCANDLES

Multiple Units (Square Array, 60'x60' room)
Ceiling 80% Wall 50% Floor 20%

Spacing	RCR1	RCR3	RCR5
4.0'	57	51	46
5.0'	36	32	29
6.0'	25	23	20
7.0'	20	18	17
8.0'	16	14	13
9.0'	12	11	10
10.0'	9	8	7

ZONAL LUMEN SUMMARY

Zone	Lumens	%Lamp	%Fixture
0-30°	751	N/A	92.8
0-40°	805	N/A	99.4
0-60°	810	N/A	100.0
0-90°	810	N/A	100.0

INITIAL FOOTCANDLES

(One Unit, 11.6W, 38.3° Beam)

Distance to Illuminated Plane (Feet)	Footcandles Beam Center	Beam Diameter
4	117.1	2.8'
6	52.1	4.2'
8	29.3	5.6'
10	18.7	6.9'

LUMINANCE (Average cd/m²)

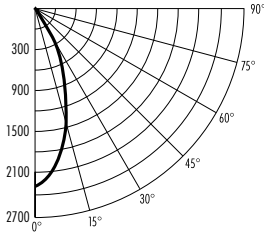
Degrees	Average Luminance
45	974
55	46
65	0
75	0
85	0

PHOTOMETRIC REPORT

Test Report #: PT06140402R
Catalog No: IC1 RLED G4 09LM 35K
90CRI 120 with 17HYP2 CWH Trim and
standard nano mixing chamber

Luminaire Spacing Criterion: 0.56

Luminaire LPW: 74



CANDLEPOWER DISTRIBUTION (Candelas)

Degrees	Vertical	0°
0	2294	
5	2054	
15	1294	
25	618	
35	37	
45	1	
55	0	
65	0	
75	0	
85	0	
90	0	

Multiplier: 27K - 0.89
30K - 0.94
40K - 1.03

AVERAGE INITIAL FOOTCANDLES

Multiple Units (Square Array, 60'x60' room)
Ceiling 80% Wall 50% Floor 20%

Spacing	RCR1	RCR3	RCR5
4.0'	60	54	49
5.0'	38	34	31
6.0'	27	24	22
7.0'	21	19	18
8.0'	17	15	14
9.0'	13	12	11
10.0'	10	9	8

ZONAL LUMEN SUMMARY

Zone	Lumens	%Lamp	%Fixture
0-30°	811	N/A	95.0
0-40°	852	N/A	99.9
0-60°	853	N/A	100.0
0-90°	853	N/A	100.0

INITIAL FOOTCANDLES

(One Unit, 11.6W, 34.2° Beam)

Distance to Illuminated Plane (Feet)	Footcandles Beam Center	Beam Diameter
4	143.4	2.5'
6	63.7	3.7'
8	35.8	4.9'
10	22.9	6.2'

LUMINANCE (Average cd/m²)

Degrees	Average Luminance
45	300
55	0
65	0
75	0
85	0

Fixtures tested to IES recommended standard for solid state lighting per LM-79-08. Photometric performance on a single unit represents a baseline of performance for the fixture. Results may vary in the field.