



Project: \_\_\_\_\_

Fixture Type: \_\_\_\_\_

Location: \_\_\_\_\_

Contact/Phone: \_\_\_\_\_

# 6" DELUXE UNIVERSAL TC REMODEL HOUSING

INCANDESCENT LAMPS

**TC2R**

## PRODUCT DESCRIPTION

TC Remodel Housing for remodel application where back side of ceiling is not accessible • Installs through an opening in the ceiling from below • Secured in place by factory installed remodel springs • Design for use in non-insulated areas • If installed where insulation is present, the insulation must be pulled back 3" from all sides of the TC housing.

## PRODUCT SPECIFICATIONS

**Lamp** Lamp ratings based on trim selected – see pages 3-4.

**Socket** Medium base porcelain with nickel-plated copper screw shell  
• Drop socket with spring to accommodate certain trim installation.

**Trims** Trim selection shown on pages 3-4.

**Labels** UL listed for through-branch wiring, damp locations and IP • Product thermally protected against improper use of lamps or insulation • Union made • UL and cUL listed • Trims 20, 21, 22, 239, 240 and 241 are wet location approved for covered ceiling applications • Trims 28, 29 are wet location approved for covered ceiling applications, **when used with outdoor rated lamps.**

**Testing** All reports are based on published industry procedures; field performance may differ from laboratory performance.

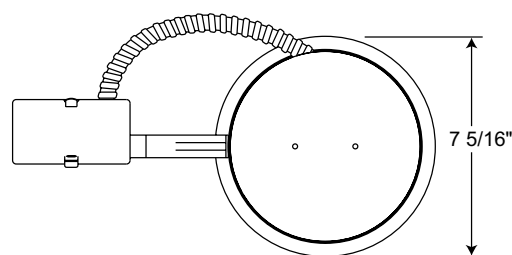
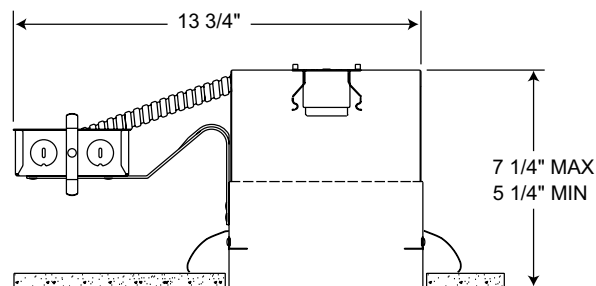
**Note:** Specifications subject to change without notice.

## INSTALLATION

**Junction Box** Pre-wired junction box, UL and cUL listed for through-branch wiring, maximum 4 No. 12 AWG 90° C branch circuit conductors (2 in, 2 out) • Junction box provided with removable access plate, (5) ½" knockouts, (4) Non-metallic sheathed cable connectors and ground wire • Knockouts equipped with pryout slots.

**Housing** TC housing, 22-gauge white painted steel • Double stack adjustable feature enables remodel springs to accommodate up to 1¾" ceiling thickness • Adjusts from 7¼" max. height down to 5¼" min. height.

## DIMENSIONS



6 3/4" CEILING CUTOUT

## PRODUCT CODES

Catalog Number	Input Voltage	Lamp Rating
TC2R 6" Incandescent Remodel Non-IC Housing	120V	A19/A21/BR30/BR40/MR16/PAR16/PAR20/PAR30/PAR30L/PAR38/R20/R30 (See pages 3-4 for max. trim rating)


Housing and trim can be ordered together or separate, but will always ship separately.

# 6" DELUXE UNIVERSAL TC REMODEL HOUSING

## INCANDESCENT LAMPS

### TC2R

#### TRIMS/LAMPS

	Catalog Number	Description	Max. Lamp Rating
†	 <b>23 BWH</b>	6" Downlight Pinhole with Baffle Trim - Black Baffle, White Trim Ring	50W PAR20/R20
†	<b>24 BWH</b>	6" Downlight Tapered Baffle Trim - Black Baffle, White Trim Ring	75W PAR30L, 65W BR30
†	<b>24 BSC</b>	6" Downlight Tapered Baffle Trim - Black Baffle, Satin Chrome Trim Ring	
†	<b>24 BBRZ</b>	6" Downlight Tapered Baffle Trim - Black Baffle, Bronze Trim Ring	
†	<b>24 BBL</b>	6" Downlight Tapered Baffle Trim - Black Baffle, Black Trim Ring	
†	<b>24 WWH</b>	6" Downlight Tapered Baffle Trim - White Baffle, White Trim Ring	85W BR40, 90W PAR38
†	<b>25 BWH</b>	6" Downlight Straight Baffle Trim - Black Baffle, White Trim Ring	
†	<b>25 BSC</b>	6" Downlight Straight Baffle Trim - Black Baffle, Satin Chrome Trim Ring	
†	<b>25 BBRZ</b>	6" Downlight Straight Baffle Trim - Black Baffle, Bronze Trim Ring	
†	<b>25 BBL</b>	6" Downlight Straight Baffle Trim - Black Baffle, Black Trim Ring	90W PAR38, 85W BR40
†	<b>25 WWH</b>	6" Downlight Straight Baffle Trim - White Baffle, White Trim Ring	
†	<b>26 CWH</b>	6" Downlight Straight Cone Trim - Clear Alzak® Cone, White Trim Ring	75W PAR30L, 65W BR30
†	<b>26 PTSC</b>	6" Downlight Straight Cone Trim - Pewter, Satin Chrome Trim Ring	
†	<b>26 WWH</b>	6" Downlight Straight Cone Trim - White, White Trim Ring	
†	<b>26 HZWH</b>	6" Downlight Straight Cone Trim - Haze, White Trim Ring	
†	<b>26 WHZW</b>	6" Downlight Straight Cone Trim - Wheat Haze, White Trim Ring	75W PAR30L, 65W BR30
†	<b>27 CWH</b>	6" Downlight Tapered Cone Trim - Clear Alzak® Cone, White Trim Ring	
†	<b>27 GWH</b>	6" Downlight Tapered Cone Trim - Gold Cone, White Trim Ring	
†	<b>27 BWH</b>	6" Downlight Tapered Cone Trim - Black Cone, White Trim Ring	
†	<b>27 PTSC</b>	6" Downlight Tapered Cone Trim - Pewter Cone, Satin Chrome Trim Ring	75W PAR30L, 65W BR30
†	<b>27 WWH</b>	6" Downlight Tapered Cone Trim - White Cone, White Trim Ring	
†	<b>27 HZWH</b>	6" Downlight Tapered Cone Trim - Haze Cone, White Trim Ring	
†	<b>27 WHZW</b>	6" Downlight Tapered Cone Trim - Wheat Haze Cone, White Trim Ring	
†	<b>27 WHZBRZ</b>	6" Downlight Tapered Cone Trim - Wheat Haze Cone, Bronze Trim Ring	75W A19, 100W PAR38, 75W PAR30/30L, 85W BR30, 120W BR40
†	<b>28 BWH ♦♦</b>	6" Downlight Ultra Trim Baffle Fully Enclosed Trim - Black Baffle, White Trim Ring	
†	<b>28 WWH ♦♦</b>	6" Downlight Ultra Trim Baffle Fully Enclosed Trim - White Baffle, White Trim Ring	
†	<b>29 CWH ♦♦</b>	6" Downlight Ultra Trim Cone Fully Enclosed Trim - Clear Cone, White Trim Ring	100W A19, 100W PAR38, 75W PAR30/30L, 85W BR30, 120W BR40
†	<b>29 WWH ♦♦</b>	6" Downlight Ultra Trim Cone Fully Enclosed Trim - White Cone, White Trim Ring	
†	<b>233 CWH</b>	6" Downlight A-Lamp Reflector with Black Baffle Trim - Clear Alzak®, White Trim Ring	75W A19
†	<b>244S BWH</b>	6" Downlight Shallow Baffle Trim - Black Baffle, White Trim Ring	75W PAR30/30L, 65W BR30
†	<b>244S WWH</b>	6" Downlight Shallow Baffle Trim - White Baffle, White Trim Ring	
†	<b>247S CWH</b>	6" Downlight Shallow Cone Trim - Clear Alzak® Cone, White Trim Ring	
†	<b>247S GWH</b>	6" Downlight Shallow Cone Trim - Gold Alzak® Cone, White Trim Ring	
†	<b>247S BWH</b>	6" Downlight Shallow Cone Trim - Black Alzak® Cone, White Trim Ring	75W PAR30/30L, 65W BR30
†	<b>247S HZWH</b>	6" Downlight Shallow Cone Trim - Haze Cone, White Trim Ring	
†	<b>247S WHZW</b>	6" Downlight Shallow Cone Trim - Wheat Haze Cone, White Trim Ring	
†	<b>250 WH</b>	6" Downlight Open Frame Trim - White	65W BR30
†	<b>250 BRZ</b>	6" Downlight Open Frame Trim - Bronze	120W BR40, 250W R40 Heat Lamp
†	<b>251 WH</b>	6" Downlight Open Frame Trim - White	
†	<b>254 BWH</b>	6" Downlight Deep Baffle Trim - Black Baffle, White Trim Ring	
†	<b>254 WWH</b>	6" Downlight Deep Baffle Trim - White Baffle, White Trim Ring	

Trim Size: 7<sup>5</sup>/<sub>8</sub>" O.D. (except Cat. Nos. 228, 229, 241 - 8" O.D.).

\* Use dimmers specifically designed for low voltage magnetic transformers.

Alzak is a registered trademark of Alcoa Corp.  
Note: In Canada when insulation is present, Type IC fixtures must be used.

† Trim may be used with TC2R housing adjusted in lowest (5<sup>1</sup>/<sub>4</sub>" ) height position.

♦ UL Listed for use in wet location.

♦♦ UL Listed for use in wet location with outdoor rated lamp.













\*\* NOTE: TR6 Trim Ring compatible with 24, 25, 26, 27, 244S, 247S, 254, 264, 267 trims.

# 6" DELUXE UNIVERSAL TC REMODEL HOUSING

## INCANDESCENT LAMPS

### TC2R

#### TRIMS/LAMPS (cont.)

	Catalog Number	Description	Max. Lamp Rating
	<b>224 BWH</b> <b>224 WWH</b>	6" Adjustable Gimbal Ring in Baffle Trim - Black Baffle, White Trim Ring 6" Adjustable Gimbal Ring in Baffle Trim - White Baffle, White Trim Ring Can also be used w/med. screw base lamps	75W PAR38/3 Side Prong
† 	<b>226 WWH</b>	6" Adjustable Cylinder Spotlight in Baffle Trim - White Baffle, White Trim Ring	
† 	<b>229 WH</b> <b>229 SC</b> <b>229 BRZ</b> <b>229 BL</b>	6" Adjustable Regressed Eyeball Trim - White 6" Adjustable Regressed Eyeball Trim - Satin Chrome 6" Adjustable Regressed Eyeball Trim - Bronze 6" Adjustable Regressed Eyeball Trim - Black	75W PAR30L, 65W BR30
† 	<b>249 BWH</b> <b>249 WWH</b>	6" Adjustable Regressed Eyeball in Baffle Trim - Black Baffle, White Trim Ring 6" Adjustable Regressed Eyeball in Baffle Trim - White Baffle, White Trim Ring	75W PAR30L, 65W BR30
† * 	<b>264 WWH</b>	6" Adjustable Tapered Baffle Trim - White Baffle, White Trim Ring	
† * 	<b>267 CWH</b> <b>267 HZWH</b> <b>267 WHZWH</b>	6" Adjustable Tapered Cone Trim - Clear Alzak® Cone, White Trim Ring 6" Adjustable Tapered Cone Trim - Haze Cone, White Trim Ring 6" Adjustable Tapered Cone Trim - Wheat Haze Cone, White Trim Ring	75W PAR30
	<b>20 WH</b> ♦ <b>20 PW</b> ♦ <b>240 WH</b> ♦ <b>240 PW</b> ♦	6" Lensed Albalite Trim - White 6" Lensed Albalite Trim - Plastic White 6" Lensed Albalite with Reflector Trim - White 6" Lensed Albalite with Reflector Trim - Plastic White	40W A19 60W A19
† 	<b>21 WH</b> ♦ <b>21 PW</b> ♦ <b>241 WH</b> ♦ <b>241 PW</b> ♦	6" Lensed Drop Opal Trim - White 6" Lensed Drop Opal Trim - Plastic White 6" Lensed Drop Opal with Reflector Trim - White 6" Lensed Drop Opal with Reflector Trim - Plastic White	40W A19 60W A19
	<b>242 WH</b> ♦ <b>242 SC</b> ♦ <b>242 BRZ</b> ♦	6" Lensed Frosted Lens with Clear Center Trim - White 6" Lensed Frosted Lens with Clear Center Trim - Satin Chrome 6" Lensed Frosted Lens with Clear Center Trim - Bronze	75W PAR38, 60W PAR38IR
	<b>22 WH</b> ♦	6" Lensed Fresnel Trim - White	40W A19
	<b>239 WH</b> ♦	6" Lensed Frosted Lens Trim - White	40W A19
	<b>261 BWH</b> <b>261 WWH</b>	6" Wall Wash Scoop Trim - 6" Wall Wash Scoop Trim -	40W A19

Trim Size: 7<sup>5</sup>/<sub>8</sub>" O.D. (except Cat. Nos. 228, 229, 241 - 8" O.D.).

\* Use dimmers specifically designed for low voltage magnetic transformers.

Alzak is a registered trademark of Alcoa Corp.  
Note: In Canada when insulation is present, Type IC fixtures must be used.

† Trim may be used with TC2R housing adjusted in lowest (5<sup>1</sup>/<sub>4</sub>" ) height position.

♦ UL Listed for use in wet location.

♦♦ UL Listed for use in wet location with outdoor rated lamp.

\*\* NOTE: TR6 Trim Ring compatible with 24, 25, 26, 27, 244S, 247S, 254, 264, 267 trims.