



Project: _____

Fixture Type: _____

Location: _____

Contact/Phone: _____

TRAC-LITES

Line and Low Voltage

MONOPOINTS

and SPECIAL MOUNTINGS



PRODUCT DESCRIPTION

Special adapters permit the flexibility of mounting trac lights in various ways to meet special requirements.

PRODUCT SPECIFICATIONS

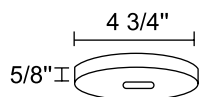
Government Procurement

BAA – Buy America(n) Act: Product qualifies as a domestic end product under the Buy American Act as implemented in the FAR and DFARS. Product also qualifies as manufactured in the United States under DOT Buy America regulations.

BABA – Build America Buy America: Product qualifies as produced in the United States under the definitions of the Build America, Buy America Act.

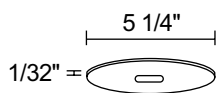
Please refer to www.acuitybrands.com/buy-american for additional information.

Line Voltage Monopoint Adapters



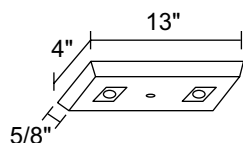
R40N WH, R40N BL, R40N SL, R40N BZ

Monopoint Adapter. Mounts directly to outlet box. Accepts one 120V Juno trac fixture.



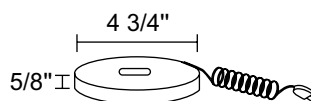
T40F WH, T40F BL

Flush Monopoint Adapter. Mounts directly to outlet box. Accepts one 120V Juno trac fixture with standard size trac adapter.



T41N WH, T41N BL

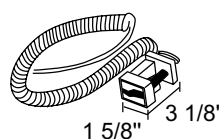
Duo-Point Adapter. Mounts directly to an outlet box. Accepts two 120V Juno trac fixtures.



T42N WH, T42N BL

Weighted Base. For portable use. Supplied with 8' cord and plug. Accepts one 120V Juno trac fixture.

Line Voltage Coil - Cord Clamp-Ons



T132 WH, T132 BL

120V Monopoint with trac adapter for electrical connection to Trac. Accepts one 120V Juno trac fixture with standard size trac adapter. 2' Coil Cord extends to 5'. 1-3/4" Clamp opening.

T133 WH, T133 BL

120V Monopoint with male plug (120V) attaches to receptacle. Accepts one 120V Juno trac fixture with standard size trac adapter. 2' Coil Cord extends to 5'. 1-3/4" Clamp opening.

Line Voltage Extension Wands



TEW

Line Voltage Extension Wands (12", 18", 24", 36", 48") - For use with one or two circuit trac and line voltage monopoints. Accepts one 120V Juno trac fixture with standard size trac adapter. WH, BL, SL

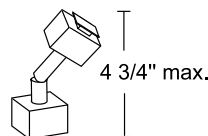
Note: SL finish only available in 18" and 24" lengths and in limited quantities.

TEWS

24" Wand with Slope Adapter.

Accepts one 120V Juno trac fixture with standard size trac adapter. WH, BL

Line Voltage Sloped Ceiling Adapter

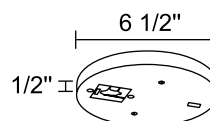


T95 WH, T95 BL

Sloped Ceiling Adapter.

Attaches to trac, permitting Trac-Master or Trac-Lites Trac fixtures with standard size trac adapter to be hung vertically from sloped ceiling. 90° maximum adjustable.

Low Voltage Monopoint Adapter



R58 WH, R58 BL

Monopoint Adapter for T2.52L or Trac-Lites R Series Low-Voltage Power Packs. Mounts directly to outlet box. Adapter is offset to accept all Power Pack styles. Power Pack latch locks in detent.

Specifications subject to change without notice.