



TRAC 12

Miniature 20-Amp Low Voltage Trac System

TRAC SECTIONS, JOINERS, FEEDS & MONOPOINTS

TLV SERIES

Project: _____

Fixture Type: _____

Location: _____

Contact/Phone: _____

PRODUCT DESCRIPTION

Ultra-miniature, single-circuit trac sections for operation with 12 volt or 24 volt step down transformers as listed on pages [D3.1.2](#) and [D3.1.3](#). Each trac section is supplied with an integral terminal block feed/straight connector and is compatible with right-angle, adjustable joiner and conduit/J-box mounting accessories, as listed on back of this page, to permit NEC code-compliant installations. Accepts all Trac 12 cove, accent and pendant lampholders.

PRODUCT SPECIFICATIONS

Construction Extruded ABS/Polycarbonate for maximum strength and heat resistance • Injection molded polycarbonate terminal block end-feed/straight connector assembly with decorative cover • Injection molded polycarbonate dead-end with set screw • Standard lengths may be cut-to-length by installer.


Electrical Two 12 gauge solid copper conductors • Rated 20 amps at 12 or 24 volts.

Labels UL listed, CSA certified.

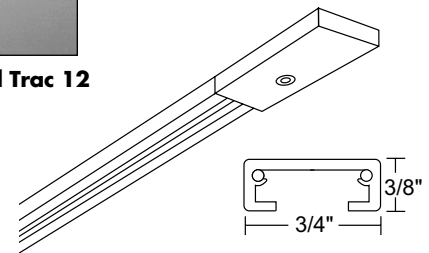
WARRANTY - 1-year limited warranty. This is the only warranty provided and no other statements in this specification sheet create any warranty of any kind. All other express and implied warranties are disclaimed. Complete warranty terms located at: www.acuitybrands.com/support/warranty/terms-and-conditions

Note: Actual performance may differ as a result of end-user environment and application. Specifications subject to change without notice.

DIMENSIONS



Surface Mounted Trac 12



PRODUCT INSTALLATION

Terminal block connector, supplied with each trac section, accepts up to 10 gauge solid secondary feed wire or allows connection to additional trac sections • Use with TL34 conduit adapter or TL21 Outlet Box canopy for Class 1 installations over 60VA • Supplied with toggle bolts for surface mounting.

ORDERING INFORMATION

Example: TLV 8FT WH

Series	Length	Finish
TLV Trac 12 Track Sections	2FT 2-foot track section; actual length 20-5/8"	BL ¹ Black WH White
	4FT 4-foot track section; actual length 44-5/8"	
	6FT ¹ 6-foot track section; actual length 68-5/8"	
	8FT 8-foot track section; actual length 92-5/8"	

Note:

1. 6FT not available with BL

Joiner Connectors (12V or 24V)

TL20 BL, WH	TL24 BL, WH
<p>Adjustable Joiner</p> <p>Electrically joins two Trac 12 sections at variable angles.</p>	<p>Right Angle Joiner</p> <p>Joins two Trac 12 sections to make a 90° corner.</p>

Electrical Feeds (12V or 24V)

TL21 BL, WH	TL34 BL, WH	TL38 BL, WH
<p>Outlet Box/T-Bar Ceiling Canopy</p> <p>For mounting over outlet box or in T-bar ceilings. Includes: mounting plate and cover with breakouts to feed up to four Trac 12 sections. (For T-bar ceilings order one TL37.)</p>	<p>Conduit Feed</p> <p>For surface wiring or top feed using 1/2" electrical connectors.</p>	<p>End Feed Connector/Dead End</p> <p>Converts extra field cut-off trac section to complete trac assemblies.</p>

TRAC 12


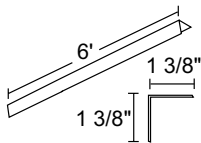
Miniature 20-Amp Low Voltage Trac System

TRAC SECTIONS, JOINERS, FEEDS & MONOPOINTS

TLV SERIES




Mounting Accessories

Example: TL4000 WH

TLR37	TLR37916	TL4000
		BL, WH
<p>15/16" T-Bar Attachment Clip</p> <p>To attach Trac 12 to inverted T-bar ceilings using flush or drop tiles. Use one per foot of Trac 12 trac.</p> 	<p>9/16" T-Bar Attachment Clip</p> <p>To attach Trac 12 to inverted T-bar ceilings using flush or drop tiles. Use one per foot of Trac 12 trac.</p>	<p>Excluded Aluminum Fascia</p> <p>Conceals trac and lampholders. 6' length. Cut to size on job to fit required shielding. Includes mounting screws and end caps.</p> 

Remote Powered Monopoints

Example: TL40 BL

TL40	TL43	TL44
BL, WH	BL, WH	BL, WH
<p>Surface Monopoint Adapter</p> <p>Mounts directly to outlet box. Accepts one Trac 12 spotlight or pendant. Requires remote transformer power source (order separately).</p>  <p>5" diameter x 1/4" high</p>	<p>Miniature Surface Monopoint Adapter</p> <p>Mounts to ceiling, wall or cabinet surfaces up to 3/4" max. thickness. Includes 50" of wire and connector for remote transformer TL544. Designed to accept one Juno 12V halogen spotlight or pendant when used with TL544.</p>  <p>2 1/2" diameter x 1/8" high</p>	<p>Miniature Monopoint Adapter For Use With Remote Transformer</p> <p>Installs from below the ceiling for new construction or remodel installation in 2 x 6 construction up to 3/4" max. surface thickness. Includes IC rated recessed wiring compartment with universal electrical connector which accepts 3/8" flexible conduit or non-metallic sheathed cable (Type NM). Designed to accept one Juno Trac 12 spotlight or pendant up to 60W max. Recessed section is 3" high and 8" long.</p>  <p>2 1/2" diameter x 1/8" high (Visible monopoint dimensions)</p>

Recessed Monopoint Power Packs (FOR 12V ONLY)

TL644
BL, WH
<p>Miniature Monopoint Adapter With Integral LED-Compatible Transformer</p> <p>Installs from below the ceiling for new construction or remodel installation in 2 x 6 construction up to 3/4" max. surface thickness. Uses dimmable Hatch RS-12-60M-LED 60VA 12VAC solid state electronic transformer. Also compatible with most 12VAC LED lamps (by others) – contact lamp manufacturer to confirm compatibility. Also compatible with 50W max. 12VAC halogen lamps. Includes TC rated recessed wiring compartment with universal electric connector which accepts 3/8" flexible conduit or non-metallic sheathed cable (Type NM). Designed to accept one Juno Trac 12 spotlight or pendant up to 60W max. Recessed section is 3" high and 8" long.</p>  <p>2 1/2" diameter x 1/8" high (Visible monopoint dimensions)</p>


TRAC 12

Miniature 20-Amp Low Voltage Trac System

TRAC SECTIONS, JOINERS, FEEDS & MONOPOINTS

TLV SERIES

Surface Monopoint Adapters w/ Integral Electronic Transformer

TL540	TL540 LED
BL, WH	BL, WH
<p>Monopoint Adapter With Integral Transformer</p> <p>Mounts directly to outlet box. 12V-50VA. Accepts one Trac 12 halogen spotlight or pendant. 120VAC input.</p>	<p>Monopoint Adapter With Integral Transformer</p> <p>Same as TL540 except compatible with both LED and halogen fixtures. Uses Hatch RS-12-60M-LED 60VA 12VAC solid state electronic transformer. Also compatible with most 12VAC LED lamps (by others) – contact lamp manufacturer to confirm compatibility. Also compatible with 50W max. 12VAC halogen lamps.</p>
	
<p>6 1/2" diameter x 1 3/8" high</p>	

Trac 12 Extension Wands

TLRW
12IN, 18IN, 24IN, 36IN, 48IN
BL, WH
<p>Trac 12 Extension Wands</p> <p>Suspend Trac 12 lampholders from Trac 12 or Trac 12/25 trac sections or monopoints.</p>
