

OVERVIEW

The nLight AIR rSBOR outdoor pole and fixture mount motion and photo sensor provides reliable networked control in a variety of outdoor and indoor lighting control applications. Designed to mount directly through a 1/2" knockout (7/8" hole) in a light fixture or pole, the rSBOR utilizes 100% Digital Passive Infrared (PIR) technology that is tuned for walking size motion while preventing false tripping from the environment. The rSBOR has a dual radio that allows it to communicate wirelessly to other nLight AIR devices to enable control strategies like group response to motion, on/off control in response to daylight, and on/off by switch.

SENSOR FEATURES

- 100% digital PIR detection
- Combined daylight and occupancy sensor
- Fully dimmable with 0-10V dimming, providing the right amount of light for the application and to optimize energy savings
- Power Monitoring with Current Measurement +/- 3% accuracy
- Programmable return to last state capability

INSTALLATION FEATURES

- IP66 rated for outdoor or other demanding environments
- Wireless communication enables simple retrofits - no communication wires to pull between devices
- Designed to mount directly to 1/2" knockout (7/8" hole) in a luminaire, on a pole, or to a junction box for a sensor only configuration
- Simple app-based configuration of space behaviors

ADVANCED WIRELESS FEATURES

- Devices intercommunicate to provide grouped-response to motion and on/off and dimming response to daylight conditions
- Flexible sensor time delays and light levels in responding to motion and daylight conditions
- Fully compatible with other nLight AIR devices on the site
- Easy to integrate with the nLight ECLYPSE™, which provides site-wide lighting control through nLight's SensorView software and provides optional BMS integration
- Comprehensive wireless security

Warranty

Five-year limited warranty. This is the only warranty provided and no other statements in this specification sheet create any warranty of any kind. All other express and implied warranties are disclaimed. Complete warranty terms located at: www.acuitybrands.com/support/warranty/terms-and-conditions

Note: Actual performance may differ as a result of end-user environment and application. Specifications subject to change without notice.

nLight, nLight AIR and the Acuity Controls and Acuity Brands logos are trademarks of Acuity Brands. Bluetooth is a trademark of Bluetooth SIG, Inc. used by Acuity Brands under license. Apple and the Apple logo are trademarks of Apple Inc. Android and Google Play are trademarks of Google, Inc. Other trademarks are property of their respective owners.



nLight AIR
rSBOR
Outdoor Pole/ Fixture
Mount Sensor



Note: Sensor may appear different from above photo depending on selected body and bracket type.



ORDERING INFORMATION

rSBOR										Example: rSBOR 6 IM WH G2											
Series				Mounting Height				Voltage				Emergency									
rSBOR	nLight AIR Outdoor Pole/ Fixture Mount Sensor			6	High Mount (15-30 ft)			[blank]	120-277 VAC (MVOLT) ¹			[blank ²]	None								
				10	Low Mount (8-15 ft)			HVOLT	347-480 VAC ¹			EM ³	UL 924 Emergency Operation, via separate normal power sensing device								
				40	High Mount Site/ Area (40 ft)																
Body/ Bracket						Power Monitoring				Color				Generation				Pack Qty			
[blank]	Short extension, low back		EB3	Long extension, high back		IM	Current Monitoring		WH	White		G2	Generation 2 compatibility		[blank]	Single					
EB1	Short extension, high back		EB4	Medium extension, low back					BK	Black					J40	40 Pack					
EB2	Long extension, low back		EB5	Medium extension, high back					BZ	Dark Bronze											
					NA				Natural Aluminum												

Note:
1. Safety Note: only one line phase is being switched on all phase to phase applications, including 208VAC and 480VAC.
2. Can provide normal power sensing information to nLight AIR devices with EM option. See the UL 924 Response section for more information.
3. EM option requires an nLight AIR device connected to normal power for wireless normal power detection. See the UL 924 Response section for more information.

SPECIFICATIONS

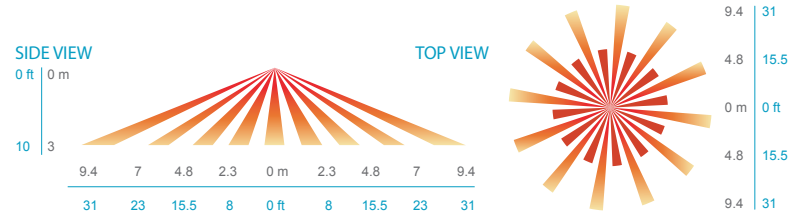
Out-Of-Box Functionality

Size:	Bracket Dependent	Occupancy Control	Enabled
Weight:	9.6 oz	Idle Tim Until Dim	7.5 Minutes
Mounting:	1/2" knockout (7/8" hole)	Occupied Dim Level	100%
Mounting Height:	rSBOR 10: 8 -15 ft (2.44-4.57 m)	Unoccupied Dim Level	30%
	rSBOR 6: 15-30 ft (4.57-9.14 m)	Dimming Fade Rate Time	5 Minutes
	rSBOR 40: 40 ft (12.19m)	Photocontrol	Enabled
Maximum Load:	450W for 120-277VAC, 800VA for 347-480VAC	Photocontrol Set Point	5 fc
Motor Load:	1/4 HP	Photocontrol Transition On Time	45 Seconds
Dimming Load:	Sinks <10 mA (0-10 VDC LED Drivers / Ballasts)	Photocontrol Transition Off Time	5 Minutes
Ingress Protection:	IP66		
Operating Voltages:	120-277VAC or 347VAC/480VAC		
Frequency:	50/60Hz		
Temperature Rating:	-40°C to 65°C ambient		
RF:	Transmit Power 900Mhz: +20dBm; 2.4GHz: +10.4 dBm		
Wireless:	Standard 900MHz: IEEE 802.15.4-based		
	2.4GHz: Version 4.0+ of the Bluetooth specification		
Wireless Range:	900MHz: Up to 1,000 ft. (~304m) in free space/ line of sight		
	Minimum of 150 ft through typical construction		
	2.4GHz: Up to 60 ft. (~18m) in free space/ line of sight		
Security:	Complies with California Civil Code Title 1.81.26, Security of Connected Devices, approved under Senate Bill No. 327 (2018)		
Regulatory Compliance:	FCC ID: 2ADCB-RMODIT3		
	IC: 6715C-RMODIT3		
	IFETEL: RCPNLL20-2057		
	cULus		
	RoHS		
Current Monitoring:	MVOLT versions include automatic voltage detection for power calculation. HVOLT versions require user input of voltage via SensorView to calculate power		
	Minimum Current of 225mA required to ensure +/- 3% Accuracy		
Programming Tool:	CLAIRITY™+ Mobile App		

COVERAGE PATTERN

Parking Garage / Low Mount Applications

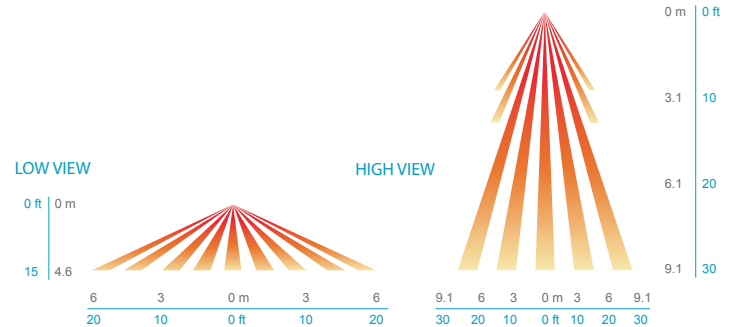
In general, the rSBOR 10 is recommended for 8-15 ft (2.44-4.57 m) mounting and provides a coverage area radius for walking motion of greater than 2x the mounting height. When mounted 10 ft high, for example, on a luminaire in a parking garage, the sensor's coverage for walking motion extends out 30 ft in a 360° pattern. This closely matches the lighting distribution of a typical parking garage luminaire. When mounted to a light pole, for example, in a parking lot or along a path, the sensor provides 270° of coverage (90° is blocked by the pole). Note, walking askew to sensor typically results in earlier detection than walking directly at sensor.



Coverage Pattern of Low Mount Lens Option (rSBOR 10)

Site & Area Lighting / High Mount Applications

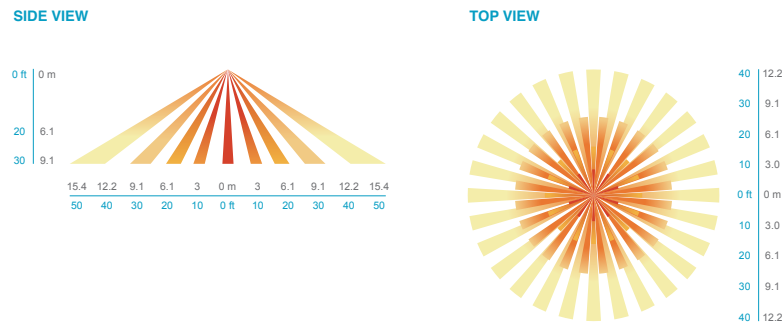
The rSBOR 6 is intended for higher pole mount applications, between 15-30 ft (4.57-9.14 m), and provides a coverage area radius for walking motion of 15-20 ft (4.57-6.10 m). When mounted to a pole the sensor provides 270° of coverage (90° is blocked by the pole). Higher mounting (e.g. 40 ft or 12.20 m) may result in shorter detection range.



Coverage Pattern of High Mount Lens Option (rSBOR 6)

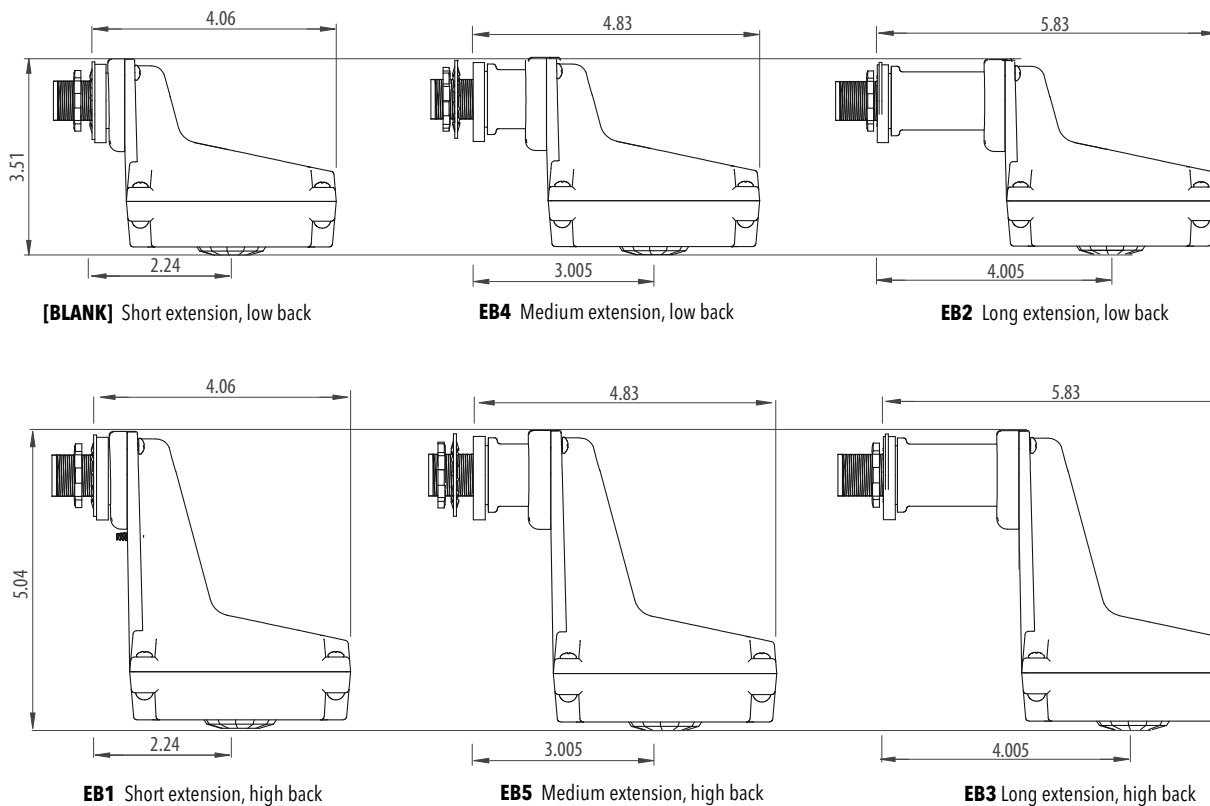
Site & Area Lighting / High Mount Applications

The rSBOR 40 is intended for the highest of mounting heights - up to 40ft. It provides a coverage area radius for walking motion of 50ft. When mounted to a pole, the sensor provides 270 degrees of coverage.



Coverage Pattern of High Mount Site/ Area Lens Option (rSBOR 40)

BODY/BRACKET OPTIONS

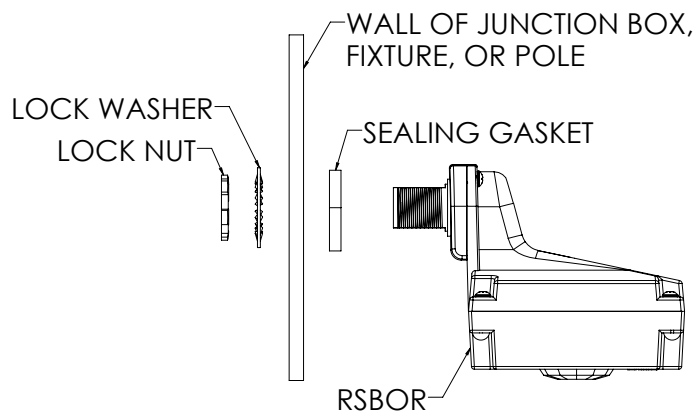


INSTALLATION INSTRUCTIONS

- Sensor has a 1/2" chase nipple that enables mounting through a knockout/hole in a junction box, fixture, or pole.

MOUNTING SPECIFICATIONS

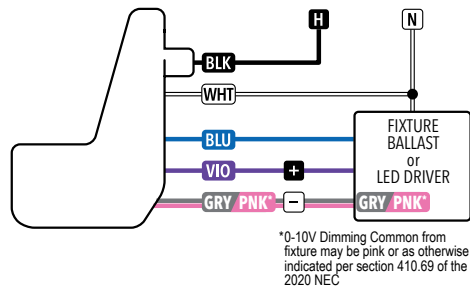
- Mounts through 7/8" diameter hole
- Requires access on opposite or adjacent side to secure mounting nut
- Required mounting distance from light source may vary by sensor functionality and luminaire design
- See specification drawing for details



WIRING** (DO NOT WIRE HOT)

WIRING TO SINGLE PHASE POWER (120/277/347 VAC)

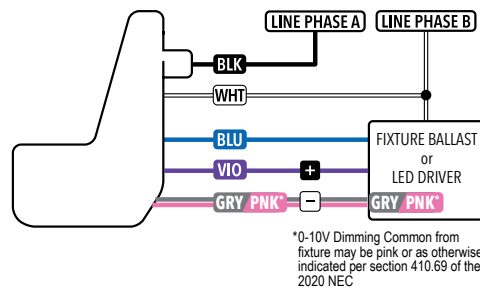
- BLACK*** - 120/240/347 VAC Input
- BLUE*** - Switched Line Voltage Output to Luminaire
- WHITE** - Neutral
- VIOLET** - Low Voltage Dim Output (0-10 VDC)
- PINK** - Low Voltage Common



WIRING TO 2-PHASE POWER* (208/240/480 VAC)

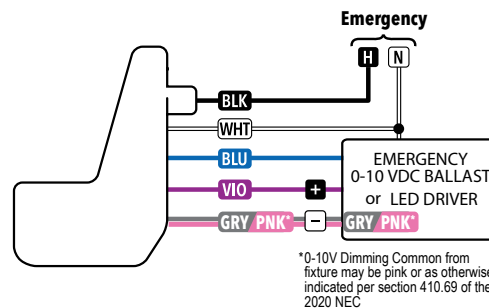
- BLACK*** - 208/240/480 VAC Phase A Input
- BLUE*** - Switched Line Voltage Output to Luminaire
- WHITE** - Phase B of 208/240/480 VAC Input
- VIOLET (w/ D option)** - Low Voltage Dim Output (0-10 VDC)
- PINK (w/ D option)** - Low Voltage Common

***Safety Note: only one line phase is being switched**



WIRING TO EMERGENCY (-EM) UNITS

- BLACK** - Input Emergency Hot
- BLUE** - Switched Line Voltage Output to Luminaire
- WHITE** - Emergency Neutral
- VIOLET** - Low Voltage Dim Output (0-10 VDC)
- PINK** - Low Voltage Common



UL 924 Response - nLight AIR Devices with EM Option

The below information applies to all nLight AIR devices with an EM option.

- EM devices will remain at their high-end trim and ignore wireless lighting control commands, unless a normal-power-sensed (NPS) broadcast is received at least every 8 seconds.
- Using the CLAIRITY+ mobile app, EM devices must be associated with a group that includes a normal power sensing device to receive NPS broadcasts.
- Only non-emergency rPP20, rLSXR, rSBOR, rSDGR, and nLight AIR luminaires with version 3.4 or later firmware can provide normal power sensing for EM devices. See specification sheets for control devices and luminaires for more information on options that support normal power sensing.

**Safety Note: only one line phase is being switched*

***Device must be permanently energized*