



ACPOLED Series

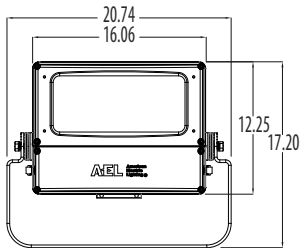
American Compact LED Floodlight

PRODUCT OVERVIEW

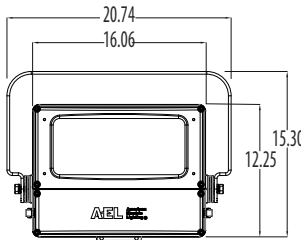
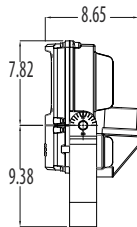


Applications:

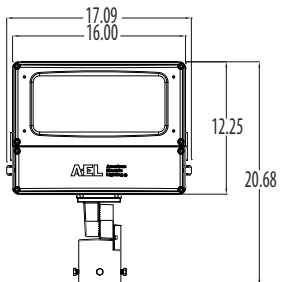
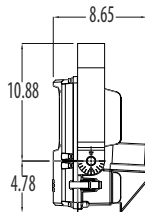
- Auto dealerships
 - Schools
 - Churches
 - Industrial sites
- Shopping centers
 - Parking lots
 - Substations
 - Building facades



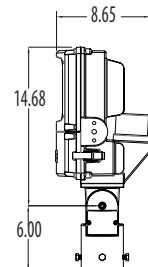
YK/YG - Yoke Mount Luminaire EPA of 1.76 Ft² and max weight 30 lbs.



YE - Extended Yoke Mount Luminaire EPA of 1.76 Ft² and max weight 31 lbs.



TM/TS - Tenon Mount Luminaire EPA of 1.89 Ft² and max weight 28 lbs.



Features:

Mechanical

Low copper content die cast aluminum housings has integral heat sink fins to optimize thermal management through conductive and convective cooling. Bolted or optional stainless steel latch disengages electrical cover for easy access to LED driver, surge protection, and terminal block.

Luminaire is vibration rated to 3G per ANSI C136.31-2001 and rated IP66 per IEC60068-2-3.

Rigorous five-stage pre-treating and painting process yields a finish that achieves a scribe creepage rating of 8 (per ASTM D1654) after over 5,000 hours exposure to salt fog chamber per ASTM B117.

Yoke shall be painted steel or galvanized steel. Knuckle mount shall be adjustable to fit 2-3/8 inch to 2-7/8 inch tenon.

Electrical

LED light engine is rated for > 100,000 hours at 25C, L70. Electronic driver has an expected life of 100,000 hours at a 25C ambient.

Robust surge protection: 20kV/10kA surge protection per ANSI C136.2 is the default, with 10kV/5kA surge optional.

Driver power factor is 90% minimum. Driver meets maximum total harmonic distortion (THD) of 20% and is ROHS compliant.

0-10V continuous dimming functionality is standard. Step dimming is available with the DALI driver option. Dimming control can be accomplished via AO, RSBOR options integrally or via photocontrol installed on P7 receptacle option.

Optical

Three multi-die LED's combined with highly specular reflectors provide superior field to beam ratios, uniformity, and spacing.

NEMA optical pattern choice of medium flood (4X4), flood (5x5) wide flood (6x6), and wide flood rectangle (6x5). The luminaire is available with 3000K, 4000K, and 5000K CCT with minimum CRI of 70.

Optional shielding available to control light trespass and uplight. Optical enclosure shall be glass lens.

Controls

3 pin and 7 pin rotatable NEMA photocontrol receptacles available.

Optional premium solid state locking- style photocontrol – DSS (10 year rated life).

Optional extreme long life solid state locking –style photocontrol – DLL (20 year rated life).

Optional onboard adjustable output module (AO) allows the light output and input wattage to be modified to meet site specific requirements.

Standards

Suitable for ambient temperature -40C to 40C.

UL/CUL Listed.

DesignLights Consortium® (DLC) Premium qualified product. Not all versions of this product may be DLC Premium qualified. Please check the DLC Qualified Products List at www.designlights.org/QPL to confirm which versions are qualified.

GOVERNMENT PROCUREMENT — BAA – Buy America(n) Act: Product with the BAA option qualifies as a domestic end product under the Buy American Act as implemented in the FAR and DFARS. Product with the BAA option also qualifies as manufactured in the United States under DOT Buy America regulations.

BABA – Build America Buy America: Product with the BAA option also qualifies as produced in the United States under the definitions of the Build America, Buy America Act.

Please refer to www.acuitybrands.com/buy-american for additional information.

ACPOLED Series

American Compact LED Floodlight

ORDERING INFORMATION

Series	LED Performance Package	Voltage	Optics	Color Temperature
ACPOLED	P05 5,600 lumens P10 7,500 lumens P20 12,800 lumens P30 18,000 lumens P40 22,500 lumens P50 27,700 lumens P60 33,500 lumens	MVOLT Multiple voltage (120V - 277V) 347 347V 480 480V XVOLT² 277V-480V	44 Medium Flood (4x4) 55 Flood (5x5) 66 Wide Flood (6x6) 65 Wide Flood Rectangle (6x5)	Blank 4000K CCT 3K 3000K CCT 5K 5000K CCT
Mounting Methods	Color	Surge Protection	Options/Controls	Cord Length
TM Tenon Slipfitter - knuckle (cord/leads exit bottom slipfitter) TS Tenon Slipfitter - knuckle (cord exit side of slipfitter) YK Yoke Painted Steel YE Yoke Painted Steel Extended Length YG Yoke Galvanized Steel	Blank Gray Paint BK Black Paint BZ Bronze Paint GI Graphite Paint WH White Paint	Blank default: 20kV/10kA w/Indicator Light Extreme Surge (fail off) MP 10kV/5kA MOV (fail on)	Blank 3 pin rotatable NEMA receptacle P7 7 pin rotatable NEMA receptacle NR No PER receptacle PCLL Solid State Long Life Photocontrol PCSS Solid State Photocontrol HRSBOR¹ nLight Air Occ. and daylight sensor (15-30 ft) LRSBOR¹ nLight Air Occ. and daylight sensor (8-15 ft) SH Shorting Cap AO Field Adjustable Output DL DALI Driver - Consult Factory	04 4 ft cord length 05 5 ft cord length 06 6 ft cord length 08 8 ft cord length 10 10 ft cord length
Cord Type	Miscellaneous	Accessories (Shipped Separately)		
23 12 gage, 3 conductor 43 14 gage, 3 conductor 63 16 gage, 3 conductor	TL Tool-less entry with latches NL Nema Label XL No terminal block cover and not certified BAA Buy America(n) Act and/or Build America Buy America Qualified	ACPOLEDFV BKSDP Full Visor - Black Paint ACPOLEDFV BZSDP Full Visor - Bronze Paint ACPOLEDFV GHSDP Full Visor - Graphite Paint ACPOLEDFV GYSDP Full Visor - Gray Paint ACPOLEDFV WHSDP Full Visor - White Paint ACPOLEDUBV BKSDP Upper/Bottom Visor - Black Paint ACPOLEDUBV BZSDP Upper/Bottom Visor - Bronze Paint ACPOLEDUBV GHSDP Upper/Bottom Visor - Graphite Paint ACPOLEDUBV GYSDP Upper/Bottom Visor - Gray Paint ACPOLEDUBV WHSDP Upper/Bottom Visor - White Paint ACPOLEDVG Vandal Guard ACPOLEDWG Wire Guard		

Note: Check the OPTIONS MATRIX on Page 3 for compatibility & restrictions

- Requires TM mount selection.
- XVOLT option only available with P30 and P40 performance packages



AEL Headquarters, One Lithonia Way, Conyers Georgia 30012
 www.americanelectriclighting.com Phone: 1-866-HOLOPHANE
 Email: TechSupport-Lighting@AcuityBrands.com

© 2016-2024 Acuity Brands Lighting, Inc. All Rights Reserved. ACPOLED Rev. 04/16/24

Warranty Five-year limited warranty. This is the only warranty provided and no other statements in this specification sheet create any warranty of any kind. All other express and implied warranties are disclaimed. Complete warranty terms located at: <https://www.acuitybrands.com/support/warranty/terms-and-conditions>

Note: Actual performance may differ as a result of end-user environment and application. All values are design or typical values, measured under laboratory conditions at 25 °C. Specifications subject to change without notice.

Please contact your sales representative for the latest product information.

ACPOLED Series

American Compact LED Floodlight

OPTIONS MATRIX

ACPOLED		LED Packages						Voltage				Options								
		P05	P10	P20	P30	P40	P50	P60	MVOLT	347	480	XVOLT	P7	P3	NR	PCLL	PCSS	xRSBOR	SH	AO
LED Packages	P05							Y	Y	Y	N	Y	Y	Y	Y	Y	Y	Y	Y	Y
	P10							Y	Y	Y	N	Y	Y	Y	Y	Y	Y	Y	Y	Y
	P20							Y	Y	Y	N	Y	Y	Y	Y	Y	Y	Y	Y	Y
	P30							Y	Y	Y	Y	Y	Y	Y	Y	Y	Y	Y	Y	Y
	P40							Y	Y	Y	Y	Y	Y	Y	Y	Y	Y	Y	Y	Y
	P50							Y	N	N	N	Y	Y	Y	Y	Y	Y	Y	Y	N
	P60							Y	N	N	N	Y	Y	Y	Y	Y	Y	Y	Y	N
Voltage	MVOLT	Y	Y	Y	Y	Y	Y					Y	Y	Y	Y	Y	Y	Y	Y	
	347	Y	Y	Y	Y	Y	N	N				Y	Y	Y	Y	N	Y	Y	Y	
	480	Y	Y	Y	Y	Y	N	N				Y	Y	Y	N	N	Y	Y	Y	
	XVOLT	N	N	N	Y	Y	N	N				Y	Y	Y	Y	N	Y	Y	Y	
Options	P7	Y	Y	Y	Y	Y	Y	Y	Y	Y	Y		N	N	Y	Y	N	Y	Y	
	P3	Y	Y	Y	Y	Y	Y	Y	Y	Y	N		N	Y	Y	N	Y	Y	Y	
	NR	Y	Y	Y	Y	Y	Y	Y	Y	Y	N	N		N	N	Y	N	N	Y	
	PCLL	Y	Y	Y	Y	Y	Y	Y	Y	Y	N	Y	Y	N		N	N	N	Y	
	PCSS	Y	Y	Y	Y	Y	Y	Y	Y	N	N	Y	Y	N	N		N	N	Y	
	xRSBOR	Y	Y	Y	Y	Y	Y	Y	Y	Y	Y	N	N	Y	N	N		N	N	
	SH	Y	Y	Y	Y	Y	Y	Y	Y	Y	Y	Y	Y	N	N	N	N		Y	
	AO	Y	Y	Y	Y	Y	Y	Y	Y	Y	Y	Y	Y	Y	Y	Y	N	Y		
	DL	Y	Y	Y	Y	Y	N	N	Y	Y	Y	Y	Y	Y	Y	Y	N	Y	N	

ELECTRICAL LOAD							
Performance Package	Watts	Current (A)					
		120V	208V	240V	277V	347V	480V
P05	37	0.307	0.176	0.154	0.135	0.104	0.079
P10	52	0.417	0.238	0.207	0.18	0.143	0.105
P20	83	0.694	0.405	0.358	0.315	0.245	0.18
P30	123	0.995	0.574	0.501	0.442	0.349	0.254
P40	154	1.266	0.727	0.633	0.551	0.443	0.32
P50	201	1.69	0.96	0.84	0.74		
P60	254	2.31	1.33	1.15	0.999		

Luminaire Ambient Temperature Factor				
0°C	15°C	25°C	35°C	40°C
1.03	1.01	1.00	0.99	0.98

ACPOLED Series

American Compact LED Floodlight

PERFORMANCE PACKAGES

Performance Package	Distribution	Input Watts	3K (3000K CCT, 70 CRI)		4K (4000K CCT, 70 CRI)		5K (5000K CCT, 70 CRI)		LLD @ 25°C		
			Lumens	LPW	Lumens	LPW	Lumens	LPW	50k Hours	75k Hours	100k Hours
P05	44	37	5,441	147	5,548	150	5,648	153	0.92	0.89	0.85
	55		5,677	153	5,789	156	5,893	159			
	65		5,248	142	5,351	145	5,448	147			
	66		5,539	150	5,649	153	5,751	155			
P10	44	52	7,271	140	7,414	143	7,548	145	0.92	0.89	0.85
	55		7,586	146	7,736	149	7,876	151			
	65		7,013	135	7,151	138	7,280	140			
	66		7,403	142	7,548	145	7,685	148			
P20	44	83	12,135	138	12,374	141	12,598	143	0.92	0.89	0.85
	55		12,663	144	12,912	147	13,145	149			
	65		11,705	133	11,936	136	12,152	138			
	66		12,356	140	12,599	143	12,827	146			
P30	44	123	17,391	141	17,733	144	18,054	147	0.92	0.89	0.85
	55		18,146	148	18,503	150	18,838	153			
	65		16,774	136	17,104	139	17,414	142			
	66		17,707	144	18,055	147	18,382	149			
P40	44	154	21,540	138	21,965	141	22,362	143	0.92	0.89	0.85
	55		22,476	144	22,919	147	23,333	150			
	65		20,777	133	21,186	136	21,569	138			
	66		21,932	141	22,364	143	22,768	146			
P50	44	201	26,719	133	27,245	136	27,738	138	0.92	0.89	0.85
	55		27,878	139	28,428	141	28,942	144			
	65		25,771	128	26,278	131	26,754	133			
	66		27,204	135	27,740	138	28,241	141			
P60	44	254	32,284	127	32,920	130	33,515	132	0.92	0.89	0.85
	55		33,685	133	34,349	135	34,970	138			
	65		31,138	123	31,752	125	32,326	127			
	66		32,870	129	33,517	132	34,123	134			



AEL Headquarters, One Lithonia Way, Conyers Georgia 30012
 www.americanelectricalighting.com Phone: 1-866-HOLOPHANE
 Email: TechSupport-Lighting@AcuityBrands.com
 © 2016-2024 Acuity Brands Lighting, Inc. All Rights Reserved. ACPOLED Rev. 04/16/24

Warranty Five-year limited warranty. This is the only warranty provided and no other statements in this specification sheet create any warranty of any kind. All other express and implied warranties are disclaimed. Complete warranty terms located at: <https://www.acuitybrands.com/support/warranty/terms-and-conditions>

Note: Actual performance may differ as a result of end-user environment and application. All values are design or typical values, measured under laboratory conditions at 25 °C. Specifications subject to change without notice.

Please contact your sales representative for the latest product information.