

OVERVIEW

The nLight nWV 16 Series Wide View occupancy sensor is designed to mount in a corner and detect small motions up to 40 ft (12.19 m) away, and larger motions up to 70 ft (21.34 m) away. This makes it ideal for 30 ft x 30 ft (9.14 m x 9.14 m) classrooms or corridors up to 70 ft (21.34 m) long. The enclosure's convenient tilting feature enables the sensor to be mounted at any height from 8 to 10 ft (2.44 to 3.05 m). When corner or wall mounting is not possible, the WV BR bracket accessory can be used to mount the nWV 16 to the ceiling. Additionally, the nWV 16 may be used in combination with other nLight sensors to customize coverage for very large or irregularly shaped spaces. For rooms with obstructions, use the nWV PDT 16 Series sensor which adds Microphonics™ detection.

FEATURES

- Patented Dual Technology with PIR / Microphonics™ Detection (PDT version)
- 120° by 40 ft (12.19 m) Coverage for Small Motion
- Integrated On/Off Photocell
- Communicates w/ nLight Network
- Remotely Configurable/Upgradeable
- Push-Button Programmable
- Adjustable Time Delay
- 100 hr Lamp Burn-in Timer

Government Procurement

BAA - Buy America(n) Act: Product with the BAA option qualifies as a domestic end product under the Buy American Act as implemented in the FAR and DFARS. Product with the BAA option also qualifies as manufactured in the United States under DOT Buy America regulations.
 BABA - Build America Buy America: Product with the BAA option also qualifies as produced in the United States under the definitions of the Build America, Buy America Act.
 Please refer to www.acuitybrands.com/buy-american for additional information.

Warranty

Five-year limited warranty. This is the only warranty provided and no other statements in this specification sheet create any warranty of any kind. All other express and implied warranties are disclaimed. Complete warranty terms located at: www.acuitybrands.com/support/warranty/terms-and-conditions

Note: Actual performance may differ as a result of end-user environment and application. Specifications subject to change without notice.



nWV 16
 nWV PDT 16
 Corner Mount 120°
 Wide View Sensor



This item is an A+ capable component, which has been designed and tested to provide out-of-the-box luminaire compatibility with simple commissioning, when included as part of an A+ Certified™ Solution.

To learn more about A+, visit www.acuitybrands.com/aplus.



Items marked by a shaded background qualify for the Design Select program and ship in 15 days or less. To learn more about Design Select, visit www.acuitybrands.com/designselect.

*See ordering tree for details



Design Select options indicated by this color background.

ORDERING INFORMATION

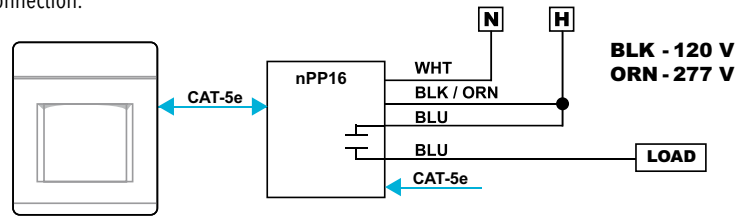
nWV 16 / nWV PDT 16		Example: nWV PDT 16 KIT	
Series	Temp/ Humidity	Bracket Kit	Buy America(n) ¹
nWV 16 120° Wide View Sensor	[blank] Standard	[blank] Sensor Only	[blank] Standard
nWV PDT 16 120° Wide View Sensor Dual-Technology	LT Low Temp	KIT Sensor & WV BR Bracket	BAA Buy America(n) Act and/or Build America Buy America Qualified

Notes:

1. Not available with LT option

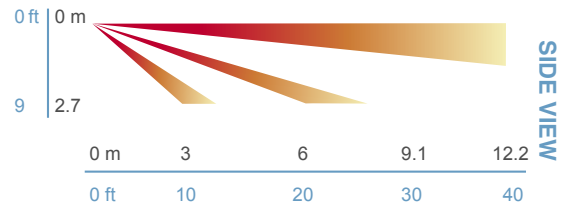
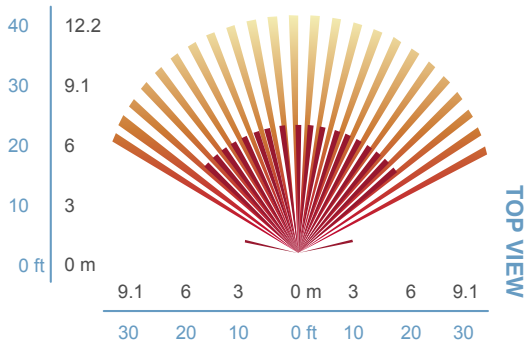
WIRING

Sensor power is provided via the CAT-5e connection.

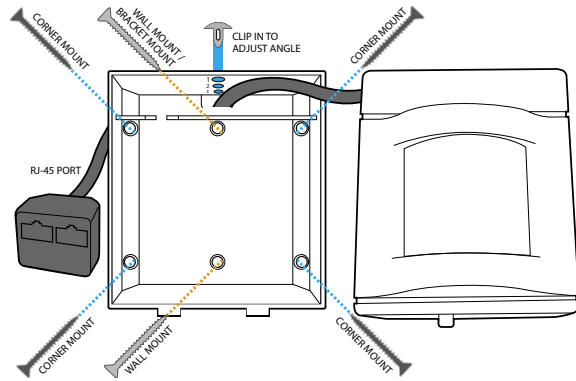


WIDE VIEW LENS

- Small motion (e.g. hand movements) detection up to 40 ft (12.2 m)
- Large motion (e.g. walking) detection up to 70 ft (21.34 m)
- Designed for 8 to 10 ft (2.44 to 3.05 m) high mounting in room corner



- Unit's rear enclosure piece is beveled so as to facilitate corner mounting. Mount between 8 to 10 ft (2.44 to 3.05 m) high using the four screws provided.
- Interconnect unit (via RJ-45 splitter) with other nLight devices in lighting zone using CAT-5e cables.
- Once power is received via CAT-5e connection, all devices in zone will automatically begin functioning together according to each device's defaults.
- Snap front piece into mounted rear piece and set sensor view angle using the plastic tilt adjustment peg (see table below right).
- The WV BR bracket (pictured right, only included in kit option) enables mounting to ceiling, if desired. Route CAT-5e cable through hole in bracket, then using provided screw, mount sensor to the bracket's flat side for 8 to 10 ft (2.44 to 3.05 m) heights. Mount sensor to angled side for mounting above 10 ft (3.05 m).



TILT ADJUSTMENT Mounting Height Position

7' - 8'	Vertical
8' - 9'	Center
9' - 10'	Forward
Above 10'	Use WV BR



CEILING MOUNT BRACKET (WV BR)

The WV BR Ceiling Mount Bracket allows the nWV 16 to be mounted in the corner of the area from the ceiling for conditions where mounting to the wall is not possible.



nWV (PDT) 16 - TN-300

SPECIFICATIONS

Electrical	Input Ratings	15-24VDC, 3mA, Class 2 (nLight network power)
Mechanical	Dimensions	3.60H" x 3.00W" x 1.75D" (91mm x 76mm x 45mm) WV BR Bracket (KIT Option): 4.70"W x 3.30"D (119mm x 84mm)
	Mounting	Directly to corner or Surface mount to ceiling if using WV BR bracket (KIT Option)
	Color	White
	Connection Type	RJ-45 nLight Network Ports (2 ports via included RJ-45 splitter)
Environmental	Warrantied Operating Temperature	Standard: 14°F to 185°F (-10°C to 85°C) PDT option: 14°F to 140°F (-10°C to 60°C) LT option: -4°F to 185°F (-20°C to 85°C) PDT LT options: -4°F to 140°F (-20°C to 60°C)
	Relative Humidity	Up to 90%, Non-Condensing
	Standards/ Ratings	RoHS
	General	Standards/ Ratings